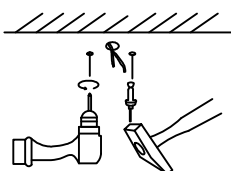
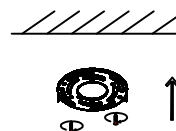


1



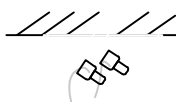
Drill holes in the ceiling and
insert expansion screws

2



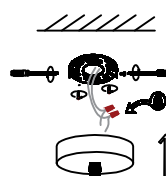
Install the hanging plate on
the ceiling

3

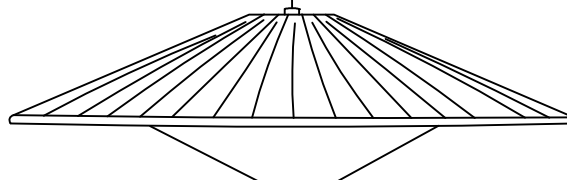


The electric wires in the home
connect to the light fixtures

4



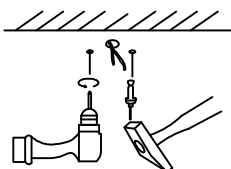
Install the lamp body on the
hanging plate



Install bulb and lampshade

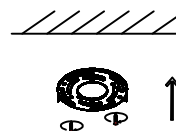
elega LIGHT

1



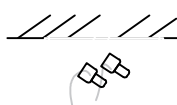
Drill holes in the ceiling and
insert expansion screws

2



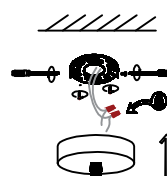
Install the hanging plate on
the ceiling

3

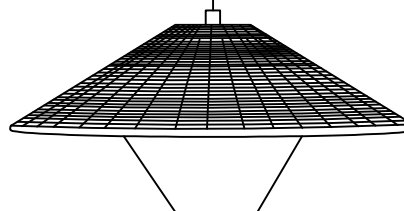


The electric wires in the home
connect to the light fixtures

4



Install the lamp body on the
hanging plate



Install bulb and lampshade

elega LIGHT