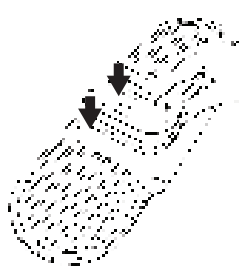


newitee®

Sink Splash Guard Mat

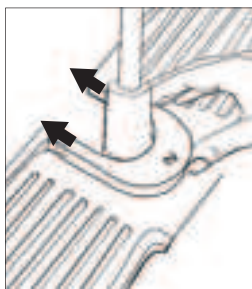
Product User Manual



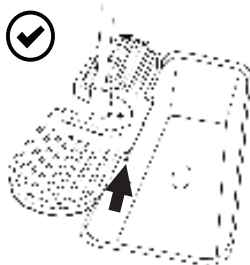
- 1** Install the adjustable faucet bumper to the mat.



- 2** Position the mat around the faucet.



- 3** Secure the faucet bumper to the most suitable position.



- 4** Adjust the mat to the sink's edge, ensuring the drain slope hangs over it.

Email us for assistance and help at support@newitee.com