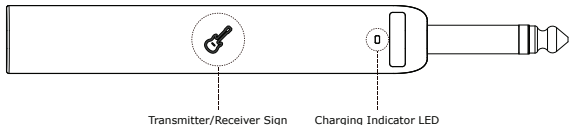
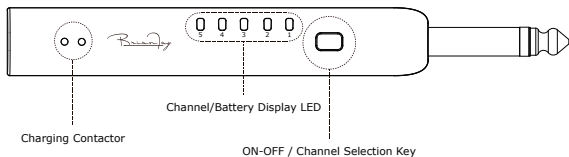
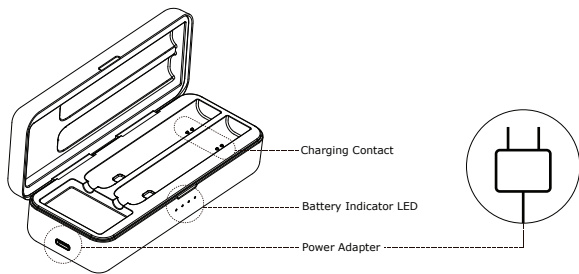


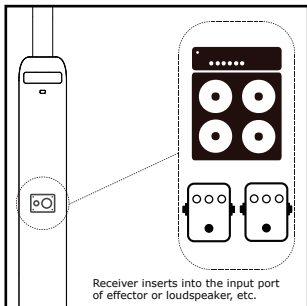
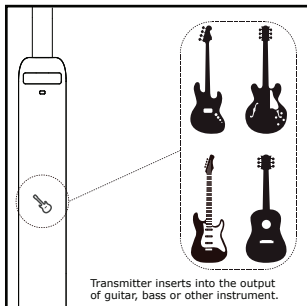
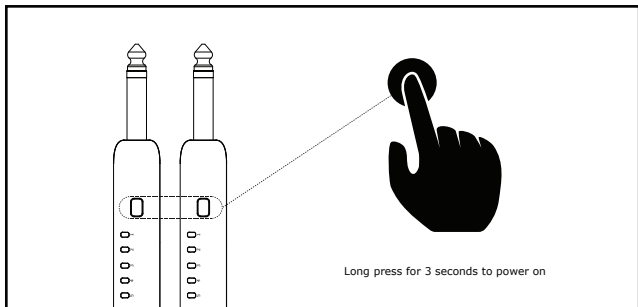
Brian Jay


BF1 / BF1-B Guitar/Bass Wireless Lollipop

Product Specification










 <input type="checkbox"/> → <input type="checkbox"/> ~ <input type="checkbox"/> m <input type="checkbox"/> 4 <input type="checkbox"/> L	<div data-bbox="329 225 505 293"> <p>Single Click: Display current electric quantity of battery for 5 seconds.</p> </div> <div data-bbox="543 139 878 422"> <table> <tr> <td></td><td></td><td></td><td></td><td></td> <td>80%-100%</td> </tr> <tr> <td></td><td></td><td></td><td></td><td></td> <td>60%-80%</td> </tr> <tr> <td></td><td></td><td></td><td></td><td></td> <td>40%-60%</td> </tr> <tr> <td></td><td></td><td></td><td></td><td></td> <td>20%-40%</td> </tr> <tr> <td></td><td></td><td></td><td></td><td></td> <td>1%-20%</td> </tr> </table> <div data-bbox="313 381 878 438"> <p>The transmitter/receiver need to be charged when all LED lights are flickering</p> </div> </div>						80%-100%						60%-80%						40%-60%						20%-40%						1%-20%
					80%-100%																										
					60%-80%																										
					40%-60%																										
					20%-40%																										
					1%-20%																										

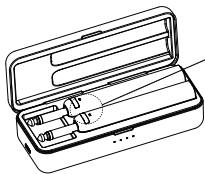
☆ The transmitter and receiver must be on the same channel to work properly.

<p>Double Click: Channel Selection Mode</p>  <input type="checkbox"/> → <input type="checkbox"/> ~ <input checked="" type="checkbox"/> m <input type="checkbox"/> 4 <input type="checkbox"/> L		<p>Single Click: Switch Current Channel</p>  <input type="checkbox"/> → <input checked="" type="checkbox"/> ~ <input type="checkbox"/> m <input type="checkbox"/> 4 <input type="checkbox"/> L		<p>Double Click: Confirm the Selected Channel</p>  <input type="checkbox"/> → <input checked="" type="checkbox"/> ~ <input type="checkbox"/> m <input type="checkbox"/> 4 <input type="checkbox"/> L	
--	--	--	--	--	--

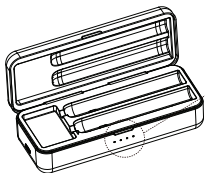
 LED Light On

 LED Light Off

 LED Light Flickering



*When putting the transmitter/receiver into the charging case, the charging indicator LED on transmitter/receiver will be lightened until it is fully charged.



*When there is no transmitter/receiver charging, as long as opening the charging case, the power indicator LED will be lightened to show the current electric quantity for 5 seconds

Battery status	State of battery	Charging status
● ● ● ●	75%-100%	● ● ● ◐
● ● ● ○	50%-75%	● ● ◐ ○
● ● ○ ○	25%-50%	● ◐ ○ ○
● ○ ○ ○	0-25%	◐ ○ ○ ○

● LED Light On

○ LED Light Off

◐ LED Light Flickering

Caution:

PLEASE READ CAREFULLY BEFORE USE

- When using multiple sets of transmitters and receivers, the same channel can not be set among transmitters, otherwise the transmitter/receivers can not work normally caused by the interference of channels.
- In the event that the channel LED display properly but no sound when transmitter/receiver is power on, please re-start the transmitter and receiver.

Warning:

The product contains batteries inside, non-professionals do not disassemble the product to reduce the risk of electric shock and fire, and do not expose the product to water, rain and moderate humidity environment.

Storage Place:

In order to prevent the appearance of the product from deformation, discoloration, and other serious damage, please avoid the following situations:

*Direct Sunlight

*Violent Quake or Shaking

*Near to Heat Source

*High Temperature and Humid Environment

*Strong Magnetic Field, Strong Electric Field

*A Dusty or Dirty Area

Electrical Interference

When using this product, try to stay away from wireless router or other high-power wireless transmitting equipment to avoid interference and sound interruption.

Cleaning

Clean the product with a dry, soft cloth or paper. If necessary, moisten the cloth or paper slightly before cleaning. Do not use rough cleaning powder, alcohol, paint thinner, waxes, solvents, detergents and chemicals to clean the product, which will cause irreversible damage to the surface of the product.

Operation

*Please do not use brute force to bend the product, operation button, open/close the charger case cover and other operations;

*Please do not let the liquid/paper scraps/metal scraps or other small items fall into the transmitter/receiver and charger case;

*Please be careful not to drop this product, do not let the product be impacted and under excessive pressure.

Product overview:

BF1 is wireless audio transmission system with low latency (0.3ms) and professional sound quality, which can truly restore the timbre and detail of the instrument itself. As this product works on IoT frequency band, it avoids the current complex 2.4GHz signal environment and ensures the stable signal transmission. The transmission distance can be up to 30m. This product supports multiple receivers working in one channel at the same time, which further expands the receiving range and easily adjust to large venues.

This product is simple and convenient to operate, can let new users quickly start.

We also equip the transmitter/receiver with a large capacity quick-charging case to ensure that the product has enough battery life when using in various scenarios.

Specification

*Effective Transmitting Distance: 30m (Outdoor Environment) See ☆

*Transmission Latency: 0.3ms

*Dynamic Range: Greater than 108dB-A Weighted

*THD (Total Harmonic Distortion): Less than 0.05%

*Frequency Response: 20Hz-18kHz.

*Signal Band: UHF ISM General Band

*Size of Receiver: 123.5mm (L) *14.5mm (W) *16mm (H)

*Size of Charging Case: 134mm (L) *53mm (W) *37mm (H)

*Weight of Transmitter/Receiver: 28g(Single)

*Weight of Charging Case: 420g

*Full Power Battery Life of Transmitter: About 6 Hours

*Full Power Battery Life of Receiver: About 7 Hours

*Full Power Battery Life of Charging Case: About 30 Hours

*Battery Capacity of Receiver: 3.7V/600mAh

*Battery Capacity of Charger Case: 3.7V/600mAh

Accessory: USB-C Charging Cable, User Manual

☆ : The actual transmission distance depends on the current radio-frequency environment, including reflection, interference and absorption of the radio-frequency signal.

FCC Statement

This equipment has been tested and found to comply with the limits for a Class B digital device, pursuant to Part 15 of the FCC Rules. These limits are designed to provide reasonable protection against harmful interference in a residential installation. This equipment generates uses and can radiate radio frequency energy and, if not installed and used in accordance with the instructions, may cause harmful interference to radio communications. However, there is no guarantee that interference will not occur in a particular installation. If this equipment does cause harmful interference to radio or television reception, which can be determined by turning the equipment off and on, the user is encouraged to try to correct the interference by one or more of the following measures:

- Reorient or relocate the receiving antenna.
- Increase the separation between the equipment and receiver.
- Connect the equipment into an outlet on a circuit different from that to which the receiver is connected.
- Consult the dealer or an experienced radio/TV technician for help.

This device complies with part 15 of the FCC Rules. Operation is subject to the following two conditions:

(1) This device may not cause harmful interference, and (2) this device must accept any interference received, including interference that may cause undesired operation.

Changes or modifications not expressly approved by the party responsible for compliance could void the user's authority to operate the equipment.

Manufacturer:

Brianfay Technology(Shenzhen) Co., Ltd.

www.brian-fay.com

fay@brian-fay.com

Address:

5th Floor, Building B, Third Industrial Zone,
Jiuwei Industrial Park, Baoan District, Shenzhen

