


Infinix

HOT 50 Pro

X6881 User Manual(D&I)

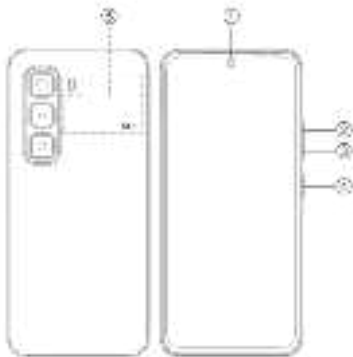


Exploded diagram specification



1	TP+LCM	2	FRONT COVER
3	MB CU FOIL A	4	RECEIVER
5	FRONT CAMERA	6	REAR CAMERA BTB FOAM
7	SIM CARD	8	MAIN BOARD
9	2W REAR CAMERA ADHESIVE	10	MB CU FOIL B
11	2W REAR CAMERA	12	SOM REAR CAMERA
13	SIDE KEY FPC	14	2M REAR CAMERA RUBBER
15	FLASH FPC	16	LIGHT FPC
17	FRONT CAMERA CU FOIL	18	PS RUBBER
19	MAIN BOARD GRAPHITE	20	MIDDLE COVER
21	SCREW M1.4*L3.5	22	BATTERY COVER
23	DECO FRAME	24	DECO PLATE
25	GLASS LENS MAIN	26	GLASS LENS AUX
27	COMPOSITE LENS	28	SCREW M1.4*L2.5
29	AUDIO JACK RUBBER	30	USB RUBBER
31	MOTOR	32	SMALL BOARD
33	SPEAKER	34	FINGER FOAM
35	FINGER MODULE	36	COAXIAL CABLE
37	BATTERY	38	MAIN FPC
39	REAR CAMERA CU FOIL		

Know your phone



1. Front camera
2. Volume + button
3. Volume - button
4. Power button
5. NFC

SIM/SD card installation

1. Power off your phone.

2. Refer to the following picture for SIM/SD card installation.

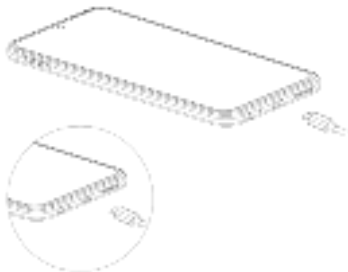


Charging the phone

You can charge your phone with a charger or by connecting it to a computer using a USB cable (comes

with the phone).

Use only Infinix chargers and cables. Other chargers or cables may damage the phone and invalidate its warranty.



FCC Caution

1. This device complies with Part 15 of the FCC Rules. Operation is subject to the following two conditions:
 - (1) This device may not cause harmful interference.
 - (2) This device must accept any interference received, including interference that may cause undesired operation.
2. Changes or modifications not expressly approved by the party

responsible for compliance could void the user's authority to operate the equipment.

Information to the user.

Note: This equipment has been tested and found to comply with the limits for a Class B digital device, pursuant to part 15 of the FCC Rules. These limits are designed to provide reasonable protection against harmful interference in a residential installation. This equipment generates uses and can radiate radio frequency energy and, if not installed and used in accordance with the instructions, may cause harmful interference to radio communications. However, there is no guarantee that interference will not occur in a particular installation. If this equipment does cause harmful interference to radio or television reception, which can be determined by turning the equipment off and on, the user is encouraged to try to correct the interference by one or more of the following measures:

- Reorient or relocate the receiving antenna.
- Increase the separation between the equipment and receiver.
- Connect the equipment into an outlet on a circuit different from that to which the receiver is connected.
- Consult the dealer or an experienced radio/TV technician for help.

Specific Absorption Rate (SAR) information:

This mobile phone meets the government's requirements for exposure to radio waves. The guidelines are based on standards that were developed by independent scientific organizations through periodic and thorough evaluation of scientific studies. The standards include a substantial safety margin designed to assure the safety of all persons regardless of age or health.

FCC RF Exposure Information and Statement The SAR limit of USA (FCC) is 1.6 W/kg averaged over one gram of tissue. Device types: X6881 (FCC ID: 2A1ZN-X6881) has also been tested against this SAR limit. The highest SAR value reported under this standard during product certification for use at the ear is 1.099 W/kg and when properly worn on the body is 0.746W/kg.

Body-worn Operation

This device was tested for typical body-worn operations. To comply with RF exposure requirements, a minimum separation distance of 1.0cm must be maintained between the user's body and the handset, including the antenna. Third-party belt-clips, holsters, and similar accessories used by this device should not contain any metallic components. Body-worn accessories that do not meet these

requirements may not comply with RF exposure requirements and should be avoided. Use only the supplied or an approved antenna.

For DTS patents, see <http://patents.dts.com>. Manufactured under license from DTS Licensing Limited. DTS, the Symbol, & DTS and the Symbol together are registered trademarks or trademarks of DTS, Inc. in the United States and/or other countries. © DTS, Inc. All Rights Reserved.



Operating System: Android™

Android is a trademark of Google LLC.