

18.5inch Ultrathin Monitor

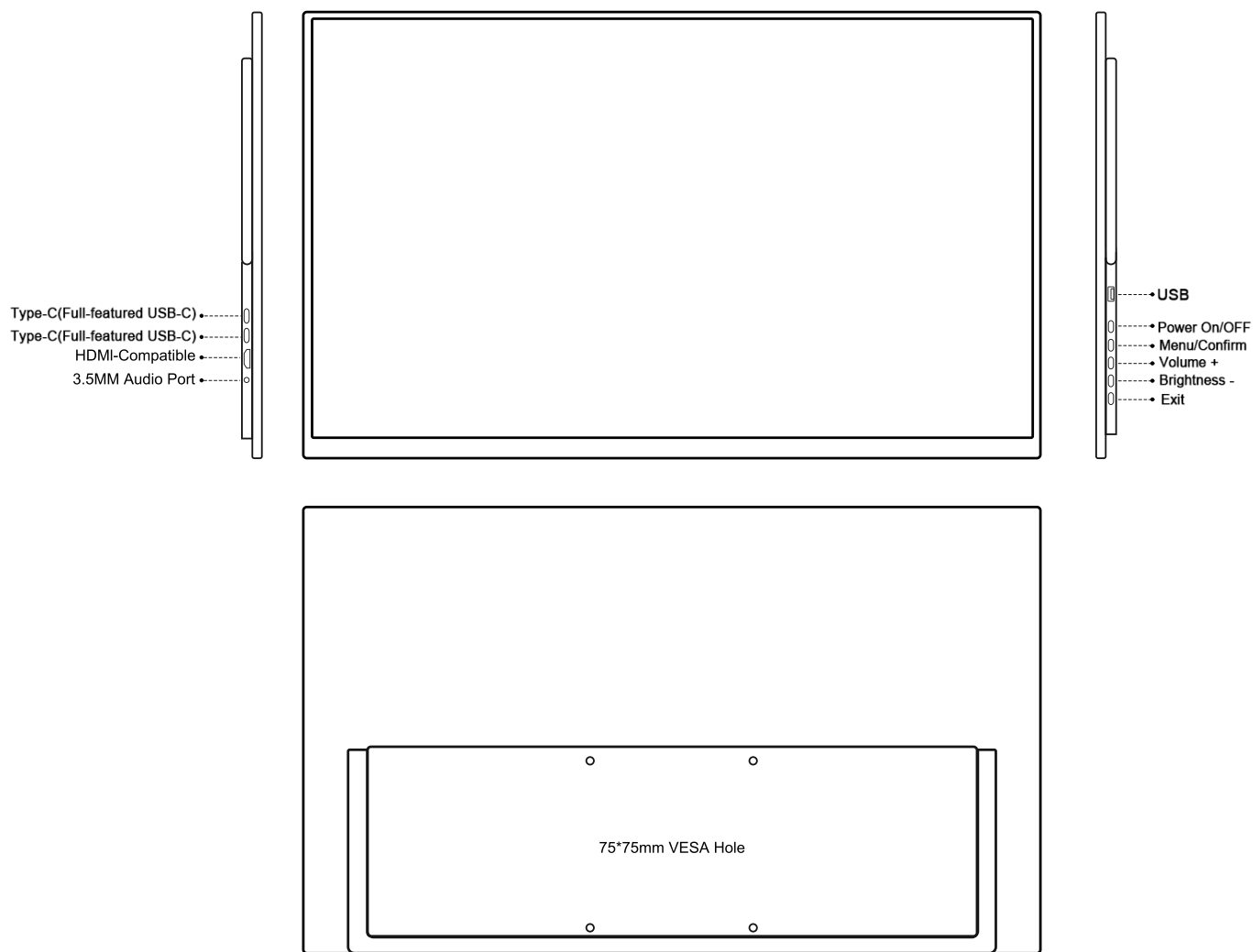
18.5"



User Manual

--- Z18S ---

Product Introduction



Interfaces Introduction

Type C(Full Featured USB C):
For charger to power by the monitor or the backup data connection with thunderbolts type c device.

Type C(Full Featured USB C):
For Thunderbolts Type C devices connection, such as phone, laptop, Nintendo Switch, Steamdeck and so on.

HDMI-Compatible:
For HDMI-Compatible devices connecction, such as laptop, pc, gaming machine, ps4 ps5, xbox and so on.

3.5MM Audio Port:
For external speaker connection

Product Specification

Display

Model	Z18S
Panel Type	a-Si TFT-LCD , IPS
Display Area	18.5inch, 408.96(H) × 230.04(V) mm
Resolution	1920(RGB)×1080, Full HD
Aspect Ratio	16:09 (H:V)
Display Colors	16.7M (8-bit), 72% NTSC Ratio
Color Performance	100% sRGB, 95% DCI-P3
Contrast Ratio	1000:1 (Typ.)
Refresh Rate	100Hz
Luminance(cd/m ²)	300 (Typ.)
Response(ms)	4m/s (Typ.)(Tr+Td)
Viewing Angle	89/89/89/89 (Typ.)(CR≥10)

Connect & Power

Interfaces	Thunderbolts Type C*2, HDMI-Compatible*1, Audio Port,
HDCP	1.4 Version
Speaker	8Ω*1W*2
HDMI-Compatible	1.4Version 1920*1080 @ 100Hz
Type C	3.1Version 1920*1080 @ 100Hz
Power By	12V 2.5A

Others

Monitor Size	≈423*258*6.9mm
Monitor Weight	N.W.≈1065g
OSD Language	English, France, Germany, Italian, Spanish, Portuguese, Turkey, Polish, Netherlands, Japanese, South Korea, Chinese

Parcel Included



Monitor*1



Charger*1



HDMI-Compatible*1



Type C to Type C*2



User Manual*1

Thunderbolts Type C Device List

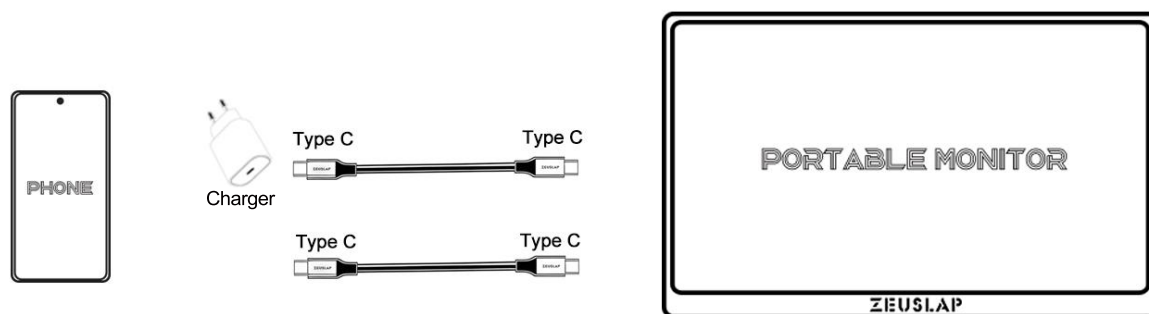
Mobile Phone	Brand	Detail Models				
	Samsung	A90 Serie	Galaxy S8, S9 Serie	Galaxy S10, S20 Serie	Galaxy S21, S22 Serie	Galaxy S23 Serie
		Galaxy Note 8, 9, 10 Serie		Galaxy Tab S4, S5e, S6, Fold Serie		
	iPhone	iPhone 15 and above Serie				
	Huawei	P20, P30, P40, P60 Serie	Mate 10, 20, 30, 40 Serie	Honor Note 10, V20, Note 30, Note 30 Pro Serie		
	SONY	Xperia 1, 5, XZ, XZ1 Dual, XZ2, XZ3, XZ Premium. XZ Premium Dual				
	OPPO	R17 Pro, Reno 10, Find Serie, Find X2 Serie		Smartisan	Smartisan R1, Pro 2s, Pro 3	
	Xiaomi	Blackshark 2, 2 Pro, 3, 3 Pro, 3S		Oneplus	Oneplus 7, 8 Serie	
	HTC	HTC 10, U Ultra, U11, U12, U19e Serie, Exodus 1		LG	G5, G6, G7, G8, V20, V30, V35, V40, V50, V60	
	NOKIA	Nokia 9, 10 Pure View		ZTE	ZTE Axon 9 Pro, 10 Pro	
	ASUS	Asus ZenFone 3 Ultra, Asus ZenFone AR, Asus ZenFone Ares, ROG Gaming Phone, 2, 3 Serie				
Razer	Razer Phone, Razer Phone 2					
Remark: LG and Oneplus Brand Phone cannot support for the touching function at the touch model portable monitor.						
Laptop, Tablet, Graphic Card	Brand	Detail Models				
	Apple	Macbook 12inch Serie			Macbook Pro 13.3inch, 14inch, 16inch, 2019/2020/2021/2022/2023	
		Macbook Air 13inch, 15inch, 2019/2020/2021/2022/2023			iPad Pro, iPad Air 2019/2020/2021/2022/2023	
		Mac Mini, iMac, M1, M2, 2019/2020/2021/2022/2023				
	Samsung	Samsung Galaxy Book S, Book Flex			Samsung Galaxy Tab S7, S8, S9 Serie	
	Microsoft	Surface Go, Surface Pro, Surface Book 2, 3 Serie				
	Google	ChromeBook, PixelBook, Stylo			Lame Furtive	
	Huawei	MateBook D, E, X, X Pro, 13 Serie				
		Honor-MagicBook Serie				
	Xiaomi	Xiaomi Air 12.5inch, 13inch, 15.6inch Serie				
	Lenovo	Yoga5, 6 Pro; Thinkpad-Xi, Carbon 2017, Miix 720				
		Y7000, Y7000P, Y9000K				
	DELL	G3, G5, G7 Serie			Inspiron 5000, 7000, XPS 13, 15 Serie	
	ASUS	ZenBook 3, 4, 5, 6 Serie			ZenBook X Serie, U306, U321	
		U4100			Please Serie	
	Nividia	Geforce RTX 2070/2080/2080Ti and above				

Remark: The update thunderbolts type c device updates without notice.

Connection Guide

Phone Connection

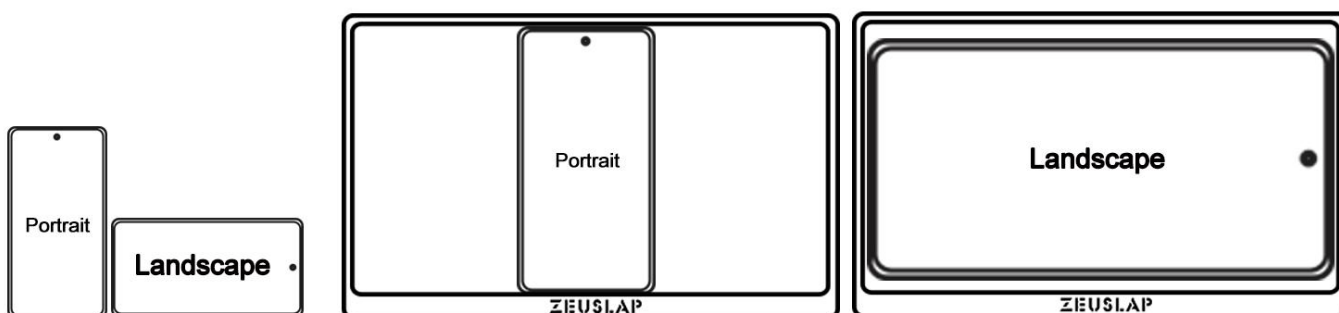
Thunderbolts Type C Phone Connection



(For a better experience, please power by the monitor via a Type C to Type-C cable with charger.)

- ① Please power by the monitor at type c pd port via a type c to type c cable with charger, which provides enough power for the adjustment of brightness and volume of the monitor.
- ② Type C to Type C cable to connect the phone and the monitor type c data port. (Normally it is the middle type c port)

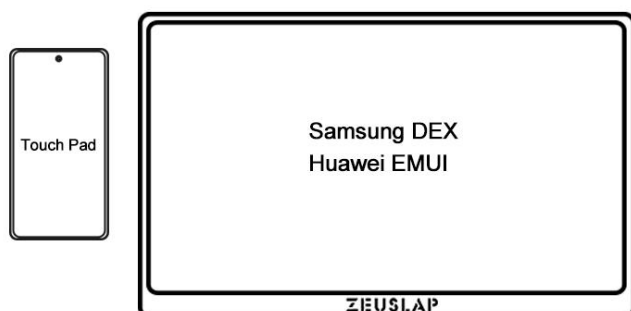
1. Copy Mode



Portrait mode is the basic projection into the monitor.

If full screen in the phone, then the monitor will be in landscape mode to fulfill the monitor as well.

2. PC Mode



- ① Please check if your phone have the PC mode or not. Samsung DEX or Huawei EMUI.
- ② Select DEX or Desktop Mode and make the phone as a touch pad to control.

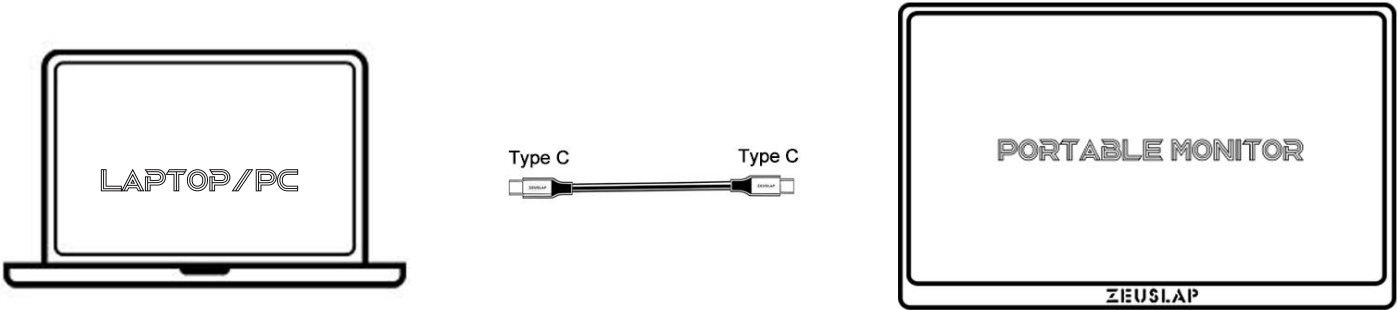
Remark: If your phone is not a thunderbolts type c model, please search for a HDTV cable to connect the monitor at HDMI source.


Connection Guide

Laptop Connection

1. Thunderbolts Type C Laptop/PC Connection

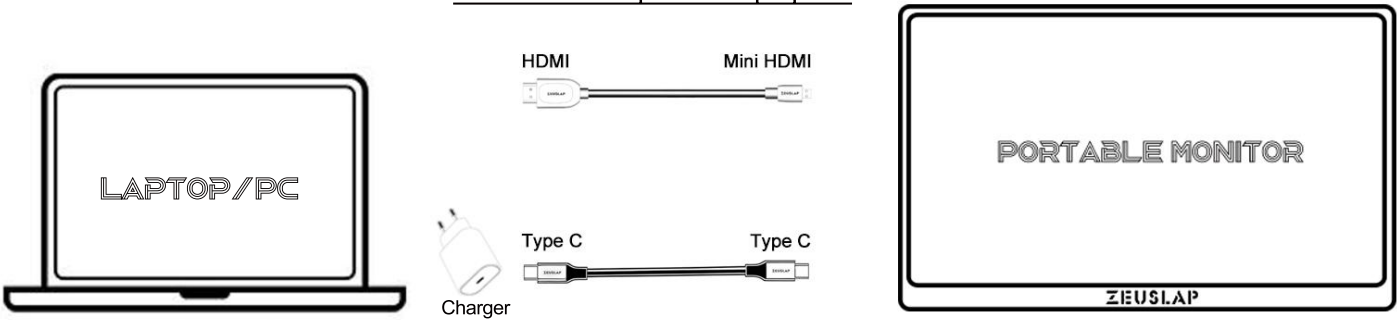
Only for Thunderbolts Type C Laptop/PC



- ① Type C to Type C cable to connect the laptop/pc and the monitor type c data port(Normally it is the middle type c port).
- ② If needed more brightness or volume, please power by the monitor at the same time.
(We suggest to use the laptop type c charger to power by the monitor, then it can charge the laptop in reverse) 

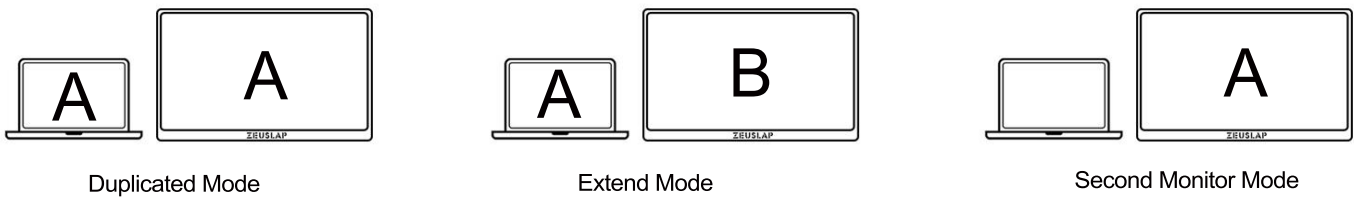
2. HDMI-Compatible Laptop/PC Connection

For HDMI-Compatible Laptop/PC



- ① HDMI to mini HDMI cable to connect the laptop/pc and the monitor.
- ② Power by the monitor via a Type C to Type C cable with charger at the monitor type c pd port.

3. Display Mode




Connection Guide

Gaming Consoles Connection

1. Thunderbolts Type C Consoles Connection

Nintendo Switch Connection

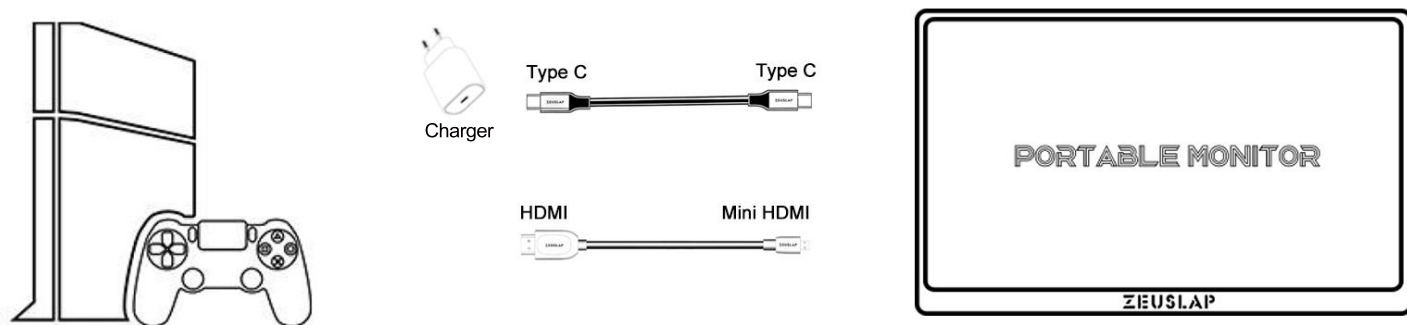


- ① Power by the monitor via the original Nintendo Switch charger at the monitor Type C PD port.
- ② Type C to Type C cable to connect the monitor type c data port (normally the middle type c port) and the Nintendo Switch.
- ③ Take off the Nintendo Switch controller.

Remark: Nintendo Switch Lite version is not supported for the monitor connection.

2. HDMI-Compatible PS4/PS5/Xbox Connection

PS4/PS5/Xbox Connection



- ① Power by the monitor via a Type C to Type C cable with charger at the monitor type c pd port.
- ② HDMI to mini HDMI cable to connect the PS4/PS5/Xbox and the monitor.

OSD Menu Display

BRIGHTNESS

5

CONTRAST

5

ECO

◀ STANDARD ▶

DCR

◀ OFF ▶

SHARPNESS

2

Ver: ZEUSLAP-Z18S

BRIGHTNESS	0~10(<u>5</u>)
CONTRAST	0~10(<u>5</u>)
ECO	<u>STANDARD</u>
	RTS
	FPS
	TEXT
	MOVIE
	GAME
DCR	<u>OFF/ON</u>
SHARPNESS	0~4(<u>2</u>)

ASPECT

◀ WIDE ▶

ASPECT	<u>WIDE</u>
	4:3

COLOR TEMP.

◀ USER ▶

RED

50

GREEN

50


BLUE

50


COLOR TEMP.	<u>USER</u>
	WARM
	COLD
RED	0~100(50/100*)
GREEN	0~100(50/100*)
BLUE	0~100(50/100*)

OSD Menu Display

OSD SETTING




LANGUAGE




OSD H. POS.

50




OSD V. POS.

50




OSD TIMER

10




TRANSPARENCY

0




ENGLISH	Español	日本語
Français	Português	한국
Deutsch	TURKCE	
简体中文	POLSKI	
ITALIANO	NEDERLANDS	

RESET





RESET





HDR MODE

◀ AUTO ▶











RESET	YES/ <u>NO</u>
HDR	<u>AUTO</u> /OFF/2084

MISC.




SIGNAL SOURCE

◀ AUTO ▶




LOW BLUE LIGHT

0




VOLUME


50



FREESYNC

◀ OFF ▶





1920 X1080 60Hz

SIGNAL SOURCE	<u>AUTO</u> /TYPE C1/C2/HDMI
LOW BLUE LIGHT	0~4(<u>0</u>)
VOLUME	0~10(<u>5</u>)
FREESYNC	<u>OFF</u> /ON

Remark: OSD Menu updates without further notice.

Safety Precaution

- Do not keep the monitor close to water sources, such as bathrooms, dishwashers, kitchens, washing machines, swimming pools, or in damp basements.
- Do not place the monitor on an unstable car, chair, or table. If the monitor falls, it may harm the user and potentially cause equipment damage. Please refer to the recommendations of the manufacturer or monitor supplier when placing in a car or chair. If the monitor is fixed to a wall or shelf, the installation must be recognized by the manufacturer and strictly follow the procedures.
- There are many narrow openings in the upper and lower parts of the rear shell for ventilation. To ensure continuous operation of the monitor without overheating, these heat dissipation holes should not be blocked or covered. Therefore, the monitor should not be placed on a bed, sofa, blanket, or similar surface, nor should it be placed close to a radiator or heat source. Unless ventilation is ensured, it cannot be placed in a bookcase or box.
- The power supply voltage range for display operation is marked on the label of the rear housing. If you are unable to confirm the voltage supplied, you can contact your dealer or local power company.
- When the monitor is not in use for a long time, please cut off the power. This can prevent damage from electric shock and abnormal power supply voltage during thunderstorms.
- Do not overload the socket, otherwise it may cause a fire or electric shock.
- Do not put foreign objects inside the machine as they can cause a short circuit and cause a fire or electric shock.
- Do not open the rear housing to avoid high pressure or other hazards. If there is a malfunction, please contact after-sales service personnel directly.
- Please plug the monitor into the nearest convenient power outlet.
- The altitude and tropical environment used by the adapter model are determined by the adapter it is equipped with.
- The rear nameplate is marked with "The warning label model indicates that the product is only suitable for safe use in non tropical climate conditions".

After Sales Service

Dear User:

Thank you very much for choosing this product. In the future, you will enjoy the high-quality after-sale service provided by our company. For a better usage of this product, please carefully read the "User Manual" before using. If you have any doubts about the product, please feel free to contact our A/S. We will offer you video or picture guide. All ZEUSLAP products enjoy 1 year free warranty policy, please check with different source selling, it may differ. Free warranty including motherboard, speaker, cables, button boards, frames, panel. Any artificial damage excluded the free warranty, it will need for additional charge.

User Information:

1. Please fill out this form when purchasing the machine;
2. Please read the "User Manual" carefully;
3. Please keep the Guarantees Service Form properly;
4. Repair records shall be based on the repair service documents.
5. Please send email to global@e-zet.com for more.

After Sales Service Form

User Name		User Phone Number	
User Address			
Purchase Model		Purchase Platform	
Purchase Time		Return/Exchange	
Problem Describe			

Know More About ZEUSLAP



Brand Concept:

The ZEUSLAP brand focuses on providing high-quality and high-performance portable display products.

Its brand slogan "Innovation leads the future" highlights the brand's pursuit of extreme performance and user experience.

ZEUSLAP is committed to providing the highest quality visual display solutions to business office, gaming, and home users, through continuous research and development and innovation, to produce excellent performance portable display products.

Market Performance:

In the international market, the ZEUSLAP brand is widely recognized by consumers for its excellent product performance and unique brand concept. Its portable display is not only equipped with high-end, with a higher-definition visual feast, but also the appearance design is also very attractive. Especially in the South Korean market, it is very popular with consumers and enjoys a high reputation.

Future Development:

With the continuous advancement of technology and the increasing diversification of consumer needs, the ZEUSLAP brand will continue to adhere to its brand philosophy and market positioning, and constantly produce more high-quality displays that meet market needs. At the same time, the brand will also strengthen cooperation and exchanges with internationally renowned enterprises, and constantly improve its own technical strength and market competitiveness.

To sum up, the story of the ZEUSLAP brand is a story about technology and innovation, quality and pursuit. It has won wide recognition and support from consumers with its unique brand concept and outstanding market performance, and will continue to write its own glorious chapter in the future law.



ZEUSLAP®



 **YouTube**



ZEUSLAP VIP DISCOUNT