

NFC Reader NFC 讀取器

SC-NFC User Manual



000-00000-0

ONLINE
MANUAL

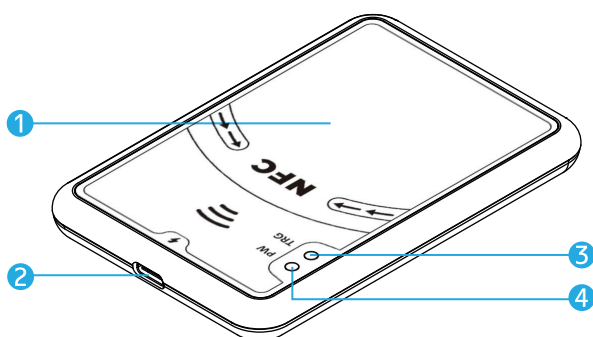


250305-V1.1



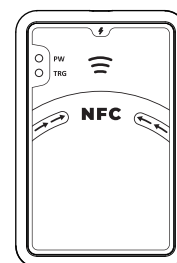
- Do not operate this device in a hazardous atmosphere.
請勿在危險環境中操作本設備。
- Do not replace or change accessories in a hazardous atmosphere. Contact sparking may occur while installing or removing accessories and cause an explosion or fire.
請勿在危險環境中更換零件。安裝或拆卸零件時，可能會發生處點火花並導致爆炸或火災。
- Do not disassemble this device in any way that exposed the internal electrical circuits of the unit.
請勿以任何方式暴露設備內部電路或拆卸本設備。
- Make sure to read this manual before using the machine. Please keep it in hand for future reference.
使用機器前，請務必閱讀本手冊，並將其保存以備將來參考。
- Disclaimer: The products of GOLD APOLLO are intended for legal use only. Users must comply with local laws and regulations. GOLD APOLLO assumes no legal responsibility for any consequences arising from improper, illegal, or infringing actions. In the event of violations, we reserve the right to terminate transactions.
免責聲明：金阿波羅產品僅供合法用途，使用者應遵循當地法律法規。本公司對任何不當、違法或侵害他人權益的行為所引發的後果不承擔法律責任。如有違規情況，本公司將保留終止交易的權利。

OVERVIEW 外觀

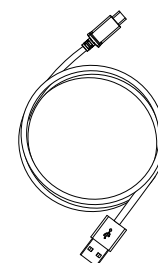


- 1 NFC感應區域
NFC Sensing Area
- 2 電源線接口
Power Cable Port
- 3 感應指示燈
TRG Indicator
- 4 電源指示燈
Power Indicator

PREPAREDNESS 產品配件



NFC 讀取器
NFC Reader
(SC-NFC)

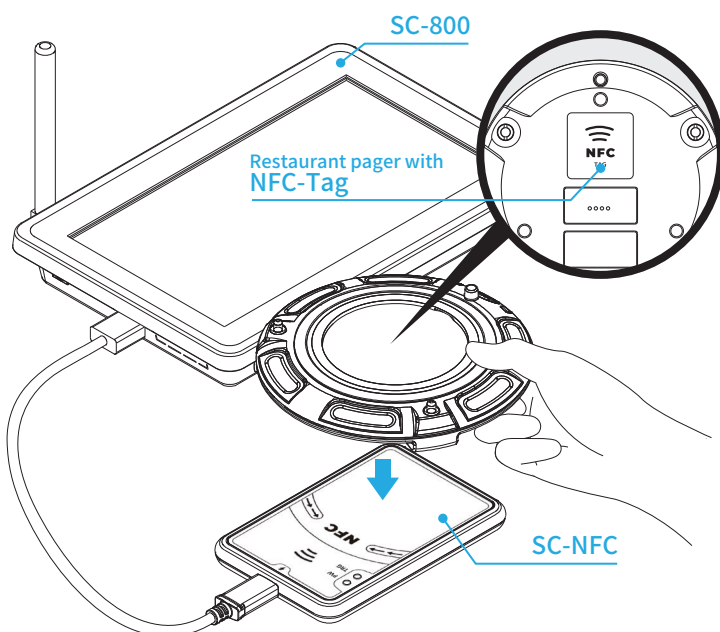


USB-C 轉 USB-A
連接線
USB-C to USB-A
Cable

SPECIFICATIONS 產品規格

STANDBY CURRENT	<100mA	OPERATING VOLTAGE	4.5~5.5V
RFID PROTOCOL	ISO/IEC 14443A/B, ISO/IEC15693	DATA TRANSMISSION FORMAT	USB HID Keyboard
OPERATING FREQUENCY	13.56Mhz	ANTENNA	PCB Antenna
TAG READING DISTANCE	0~30mm	DIMENSION & WEIGHT	69(W)×104(H)×12.6(D)mm ; 55 g

OPERATION PROCEDURE FOR SC-NFC WITH SC-800 搭配SC-800操作步驟



STEP 1

使用 USB-C to USB-A 連接線將 SC-800 與 SC-NFC 連接。(當電源指示燈亮紅燈時，表示連接成功。)

Use a USB-C to USB-A cable to connect the SC-800 and SC-NFC. (The connection is successful when the power indicator light turns red.)

STEP 2

當貼有 NFC Tag 的餐廳呼叫器靠近感應區域時，SC-NFC 的 TRG 指示燈會亮紅燈一下，並發出嗶一聲即感應成功。

When the restaurant pager with an NFC tag is brought close to the sensing area, the SC-NFC's TRG indicator light will flash red once and emit a beep sound, indicating a successful detection.

* SC-800 的操作方式請參考 SC-800 說明書。
For operation of the SC-800, please refer to the SC-800 user manual.

Federal Communication Commission Interference Statement

This equipment has been tested and found to comply with the limits for a Class B digital device, pursuant to Part 15 of the FCC Rules. These limits are designed to provide reasonable protection against harmful interference in a residential installation.

This equipment generates, uses and can radiate radio frequency energy and, if not installed and used in accordance with the instructions, may cause harmful interference to radio communications. However, there is no guarantee that interference will not occur in a particular installation. If this equipment does cause harmful interference to radio or television reception, which can be determined by turning the equipment off and on, the user is encouraged to try to correct the interference by one of the following measures:

- Reorient or relocate the receiving antenna.
- Increase the separation between the equipment and receiver.
- Connect the equipment into an outlet on a circuit different from that to which the receiver is connected.
- Consult the dealer or an experienced radio/TV technician for help.

FCC Caution

To assure continued compliance, any changes or modifications not expressly approved by the party responsible for compliance could void the user's authority to operate this equipment. (Example - use only shielded interface cables when connecting to computer or peripheral devices).

FCC Radiation Exposure Statement

This equipment complies with FCC RF radiation exposure limits set forth for an uncontrolled environment. This equipment should be installed and operated with a minimum distance of 0.5 centimeters between the radiator and your body.

This transmitter must not be co-located or operating in conjunction with any other antenna or transmitter.

The antennas used for this transmitter must be installed to provide a separation distance of at least 0.5 cm from all persons and must not be co-located or operating in conjunction with any other antenna or transmitter.

This device complies with Part 15 of the FCC Rules. Operation is subject to the following two conditions:

(1) This device may not cause harmful interference, and (2) This device must accept any interference received, including interference that may cause undesired operation.

NCC Regulatory Notice

1. 取得審驗證明之低功率射頻器材，非經核准，公司、商號或使用者均不得擅自變更頻率、加大功率或變更原設計之特性及功能。
2. 低功率射頻器材之使用不得影響飛航安全及干擾合法通信；經發現有干擾現象時，應立即停用，並改善至無干擾時方得繼續使用。
3. 前述合法通信，指依電信管理法規定作業之無線電通信。低功率射頻器材須忍受合法通信或工業、科學及醫療用電波輻射性電機設備之干擾。