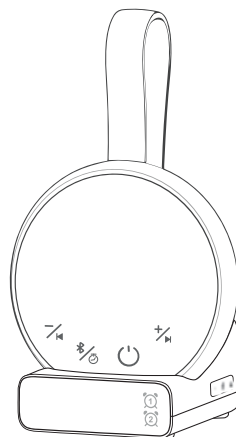





















说明书

尺寸:340x110 mm(展开)/68x110 mm(折叠)

材质:128g铜版纸;彩印

<div><div>Product Instruction</div><div></div><div>Portable White Noise Sound Machine</div></div>	<div><div>PACKAGE CONTENTS</div><div><ul style="list-style-type: none">• 1 X White Noise Bluetooth Speaker (with built-in rechargeable battery)• 1 X Magnetic Charging Cable• 1 X User Manual</div><div><div>TECHNICALINFORMATION</div><table><tr><td>Rated Power</td><td>3W(MAX)</td></tr><tr><td>Power Supply</td><td>DC 5V</td></tr><tr><td>Speaker Specification</td><td>40mm, 5Ω ,3W</td></tr><tr><td>Battery capacity</td><td>450mAh</td></tr><tr><td>Run time</td><td>24h(Low Volume State)</td></tr><tr><td>Size</td><td>80x78x29,8mm</td></tr><tr><td>Weight</td><td>112g</td></tr><tr><td>Bluetooth version</td><td>V5.1</td></tr><tr><td>Charging Cable</td><td>Magnetic wiring</td></tr></table></div></div>	Rated Power	3W(MAX)	Power Supply	DC 5V	Speaker Specification	40mm, 5Ω ,3W	Battery capacity	450mAh	Run time	24h(Low Volume State)	Size	80x78x29,8mm	Weight	112g	Bluetooth version	V5.1	Charging Cable	Magnetic wiring	<div><div>USE OF PRODUCT</div><div><div>Power button</div><div><div>1.Long press the"⏻"button for 3s to turn on/off the unit.</div><div>2.Short press the"⏻"button for 0,3s to pause/play music.</div></div><div><div>Volume +/Next song</div><div><div>1.Long press the"⏮"button for 3s to increase the volume of music.</div><div>2.Short press the"⏮"button for 0,3s to play the next song.</div></div><div><div>Volume -/Previous song</div><div><div>1.Long press the"⏭"button for 3s to reduce the volume of music.</div><div>2.Short press the"⏭"button for 0,3s to play the previous song.</div></div><div><div>Timing / Bluetooth button</div><div><div>1.Long press the"⌚"button for 3s to enter Bluetooth state and connect to mobile phones, computers and other devices.</div><div>2.Short press the"⌚"button for 0,3s to enter the timing mode and switch to three gears in sequence.</div></div></div></div></div></div></div>	<div><div>Product Features and Operation</div><div><div>1.Memory Function</div><div>The device will automatically remember the last played music track, but the volume and timer settings will restart.</div><div><div>2.⌚ Timer and Run Continuously</div><div><div>a.Three timer settings, 30, 60,90 minutes. ⌚ 30 ⌚ 60 ⌚ 90</div><div><div>⌚ First Click"⌚": 30minutes timed playback LED1 Red ON, LED2 and LED3 Off;</div><div>⌚ Second Click"⌚": 60minutes timed playback LED2 Blue ON, LED1 and LED3 Off;</div><div>⌚ Third Click"⌚": 90minutes timed playback LED3 Green ON, LED1 and LED2 Off.</div></div><div><div>b.Timed Playback Instructions</div><div><div>① The timer function is only available when Bluetooth is not connected.</div><div>② Automatically switch off after the song has reached the timer time.</div><div>③ After the timer setting is completed, the light will turn off automatically after three minutes in order not to affect the quality of sleep.</div></div></div></div></div></div></div>	<div><div>c.Continuous Operation</div><div>When the device is powered on without a timer setting, the system defaults to cyclic playback.</div><div><div>3.⌚ Bluetooth function</div><div><div>a.Long press the"⌚"button for 3s until the indicator light starts flashing to enter the Bluetooth state, then turn on Bluetooth in the phone settings, search and select the device named "HT-SP001", and you can use this product after successful connection.</div><div>b.Long press for 3s to disconnect the Bluetooth connection.</div></div><div><div>4.24 Sound</div><div><div><div>Music box</div><div>Little star</div><div>2 Lukaby</div><div>3 White noise</div><div>2 Fan noise</div><div>Droplet sound</div><div>Sound of waves</div><div>Thunder</div><div>2 Sound of rain</div><div>Dust collector</div><div>Running sound</div><div>Fire</div><div>Birdsong</div><div>Insects</div><div>Ambient Sound</div><div>Clock sound</div><div>Heartbeat</div><div>Hiss</div><div>Amniotic fluid+Hiss</div></div></div></div></div></div>
Rated Power	3W(MAX)																					
Power Supply	DC 5V																					
Speaker Specification	40mm, 5Ω ,3W																					
Battery capacity	450mAh																					
Run time	24h(Low Volume State)																					
Size	80x78x29,8mm																					
Weight	112g																					
Bluetooth version	V5.1																					
Charging Cable	Magnetic wiring																					
<div><div>5.LEDs display the current power level</div><div><div><div>⚡ Power≥66%</div><div>LED1LED2LED3 ON</div></div><div><div>⚡ 33%≤Power< 66%</div><div>LED1LED2 ON, LED3 Off</div></div><div><div>⚡ 20%≤Power< 66%</div><div>LED1 ON, LED2LED3 Off</div></div><div><div>⚡ 0%≤Power<20%</div><div>LED1 Flicker, LED2LED3 Off</div></div></div><div><div>a.Battery voltage 2.9V low power shutdown;</div><div>b.When the battery is low, the charging indicator flashes red as a reminder;</div><div>c.When charging, the charging indicator flashes in a running light according to the battery level;</div><div>d.When charging is complete, the 3 LEDs remain on and turn off when unplugged</div></div><div><div>6.Keypad anti-foolproof</div><div>If two or more buttons are touched at the same time, it is considered an error operation and the speaker will not respond.</div></div></div>	<div><div>Cautions</div><div><div>1.The device responds to a single click or short press with a duration of 0,3s; if the press duration is less than 0,3s, the device will not respond to avoid mis-touch due to over sensitivity.</div><div>2.If the product is not used for a long time, it is recommended to charge it every three months.</div><div>3.If the product has not been used for a long time and the battery power is too low, the indicator light may not light up initially when charging. It needs to be charged for a period of time before the light turns on.</div></div><div><div>SAFETY INFORMATION</div><div><div>1.Avoid placing the unit in rain or humid place, keep it dry.</div><div>2. Avoid dropping objects or spilling liquids onto the unit.</div><div>3. The unit should be situated away from fire, like candles or theothers.</div><div>4. Do not put any stuff on this product.</div><div>5. Put the unit away from heat source, dust or vibration.</div><div>6. Do not press too hard when pressing the button.</div><div>7. Use provided power cord for the sake of safety.</div><div>8. The unit should be cleaned regularly with a soft, dry cloth.Do not use any liquids or sprays (including solvents,chemicals or alcohol) or abrasives for cleaning.</div></div></div></div>	<div><div>Product Warranty Information</div><div><table><tr><th>Name</th><th>Warranty</th><th>Part Name</th><th>Warranty Date (month)</th><th>Note</th></tr><tr><td rowspan="2">HT-SP001</td><td>main part</td><td>White Noise Sound Machine</td><td>12</td><td></td></tr><tr><td>materials</td><td>Instruction manual, magnetic cable</td><td>0</td><td></td></tr></table><div><div>Withus, you have 24 Hours email customerservice for troubleshooting. 12 Months of Product Support, Free Replacement.</div><div><div>⚠WARNING!</div><div>Read instructions before using. To be used only under adult supervision.</div><div><div>FCC ID:2BLTK-SP001</div><div>This device complies with part 15 of the FCC Rules. Operation is subject to the following two conditions: (1)This device may not cause harmful interference, and (2) this device must accept any interference</div></div><div><div>CE</div><div>RoHS</div><div>REACH</div><div>Made in China</div></div></div></div></div></div>	Name	Warranty	Part Name	Warranty Date (month)	Note	HT-SP001	main part	White Noise Sound Machine	12		materials	Instruction manual, magnetic cable	0		<div><div>FCC Warning</div><div><div>This device complies with Part 15 of the FCC Rules. Operation is subject to the following two conditions: (1) This device may not cause harmful interference, and (2) this device must accept any interference received, including interference that may cause undesired operation.</div><div><div>NOTE 1: This equipment has been tested and found to comply with the limits for a Class B digital device, pursuant to part 15 of the FCC Rules. These limits are designed to provide reasonable protection against harmful interference in a residential installation. This equipment generates, uses and can radiate radio frequency energy and, if not installed and used in accordance with the instructions, may cause harmful interference to radio communications. However, there is no guarantee that interference will not occur in a particular installation. If this equipment does cause harmful interference to radio or television reception, which can be determined by turning the equipment off and on, the user is encouraged to try to correct the interference by one or more of the following measures:</div></div></div></div>	<div><div><div>- Reorient or relocate the receiving antenna.</div><div>- Increase the separation between the equipment and receiver.</div><div>-Connect the equipment into an outlet on a circuit different from that to which the receiver is connected.</div><div>-Consult the dealer or an experienced radio/TV technician for help.</div></div><div><div>NOTE 2: Any changes or modifications to this unit not expressly approved by the party responsible for compliance could void the user's authority to operate the equipment.</div></div><div><div>The device has been evaluated to meet general RF exposure requirement. The device can be used in portable exposure condition without restriction.</div></div></div>				
Name	Warranty	Part Name	Warranty Date (month)	Note																		
HT-SP001	main part	White Noise Sound Machine	12																			
	materials	Instruction manual, magnetic cable	0																			