
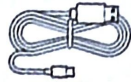


Product accessories



Smart Light×1



Data Cable×1

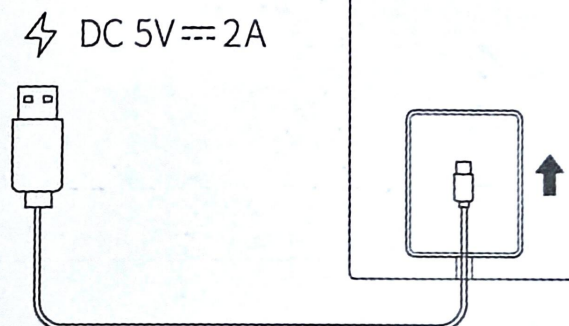


Instruction Manual×1



Velcro×1 pair


Instructions for installation



Device resetting

Press and hold the toggle button for 5 seconds within one minute after powering on the device. When the device breaths in blue light, it will start to restore the factory settings. When the light changes to rainbow streamer, it means that the device has been successfully reset.

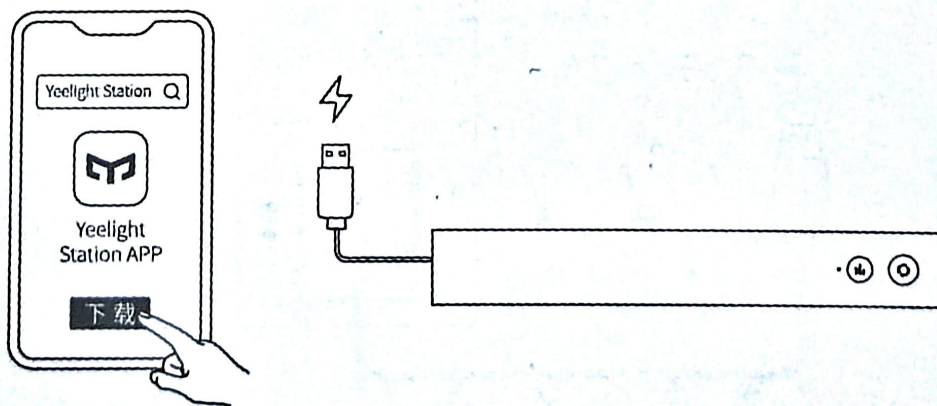
* When used in a new network environment, restore factory settings before reconnecting the network.



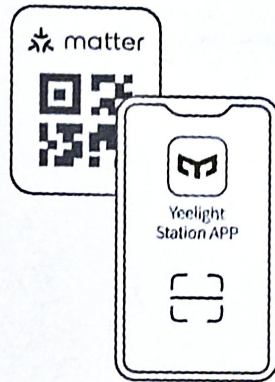
* Press and hold the toggle button for 5 seconds within one minute after powering on the device.

Guideline for network

1. Download the Yeelight Station mobile client from the mobile app store.
2. Ensure that the device has been powered on and reset successfully. (Notice: If network distribution is not completed for a reset device, the device will automatically close the network distribution window, which will be opened again after re-powering or resetting the device.)



3. Turn on the app, and follow the instructions in the app to scan the Matter QR code on the cover of the manual or on the product's control box, or enter the resetting code underneath the Matter QR code, thus completing the network access operation.




* The product supports access to the Yeelight Station app for PCs (Windows).

Download address: <https://en.yeelight.com/yeelight-station/>

Instructions for use

Instructions for light buttons:



Click: enter pickup Continuous click when turning
on the light: switch the pickup light effects
Click: exit pickup

Press and hold: turn on/off the light
Continuous click when turning on the light: switch the light effects

Basic parameters

Product model: YLFWD-0062

Rated power: 10W (100×0.1W/LED module)

Rated input: DC 5V=2A

Wireless connection: WiFi IEEE 802.11 b/g/n 2.4GHz, Bluetooth 5.0BLE

Packaging contents: smart light × 1, manual × 1, data cable × 1, velcro × 1

Safety precautions

Please read the safety instructions carefully, and keep them in a safe place.

1. Please check the voltage before use. Improper voltage may damage the device and cause potential safety hazards.
2. This device is for indoor use only.
3. To prevent device faults, the operating environment temperature shall be -10°C to 25°C .
4. The device is not water-proof.
5. Please check all parts such as wires and power supply regularly. Do not use this device with any part damaged.
6. The light source of this lamp is not replaceable; when the light source reaches the end of its life, the entire lamp shall be replaced.
7. Do not disassemble the device without permission.
8. Avoid exposing children under 3 years of age to this device.
9. Take care to avoid being scratched by the sharp corners of the device.
10. Do not cover the device with flammable materials such as cloth or paper, or embed the device in any object to avoid causing a fire accident.



EU Declaration of Conformity

Hereby, We Qingdao Yeelink Information Technology Co., Ltd. hereby, declares that this equipment is in compliance with the applicable Directives and European Norms, and amendments.

WEEE Disposal and Recycling

Correct Disposal of this product. This marking indicates that this product should not be disposal with other household wastes throughout the EU. To prevent possible harm to the environment or human health from uncontrolled waste disposal, recycle it responsibly to promote the sustainable reuse of material resources. To return your used device, please use the return and collection systems or contact the retailer where the product was purchased.



They can take this product for environmental safe recycling.

FCC Compliance Statement

This device complies with Part 15 of the FCC Rules.

Operation is subject to the following two conditions:

- (1) this device may not cause harmful interference, and
- (2) this device must accept any interference received, including interference that may cause undesired operation.

Warning: Changes or modifications not expressly approved by the party responsible for compliance could void the users authority to operate the equipment.