

BIXOLON

Bluetooth Connection Manual

SPP-C200/C300

Mobile Printer
Ver. 1.00



<http://www.bixolon.com>

Copyright

© BIXOLON Co., Ltd. All rights reserved.

This user manual and all property of the product are protected under copyright law. It is strictly prohibited to copy, store, and transmit the whole or any part of the manual

and any property of the product without the prior written approval of BIXOLON Co., Ltd.

The information contained herein is designed only for use with this BIXOLON product. BIXOLON is not responsible for any direct or indirect damages, arising from or related to use of this information.

- The BIXOLON logo is the registered trademark of BIXOLON Co., Ltd.
- All other brand or product names are trademarks of their respective companies or organizations.

BIXOLON maintains ongoing efforts to enhance and upgrade the functions and quality of all our products.

In the following, product specifications and/or user manual content may be changed without prior notice.

Caution

Electronics, such as printers, are prone to damage by static electricity. Therefore, to protect the printer from static electricity, be sure to turn off the printer before connecting or disconnecting the cable to the rear of the printer. If the printer is damaged by static electricity, contact your local dealer.

Table of Contents

1. Manual Information	4
2. Precautions	4
3. Bluetooth Information Print.....	5
4. Bluetooth Connection Instructions.....	6
4-1 iOS mode.....	6
4-2 Android mode.....	8
5. Troubleshooting.....	10

1. Manual Information

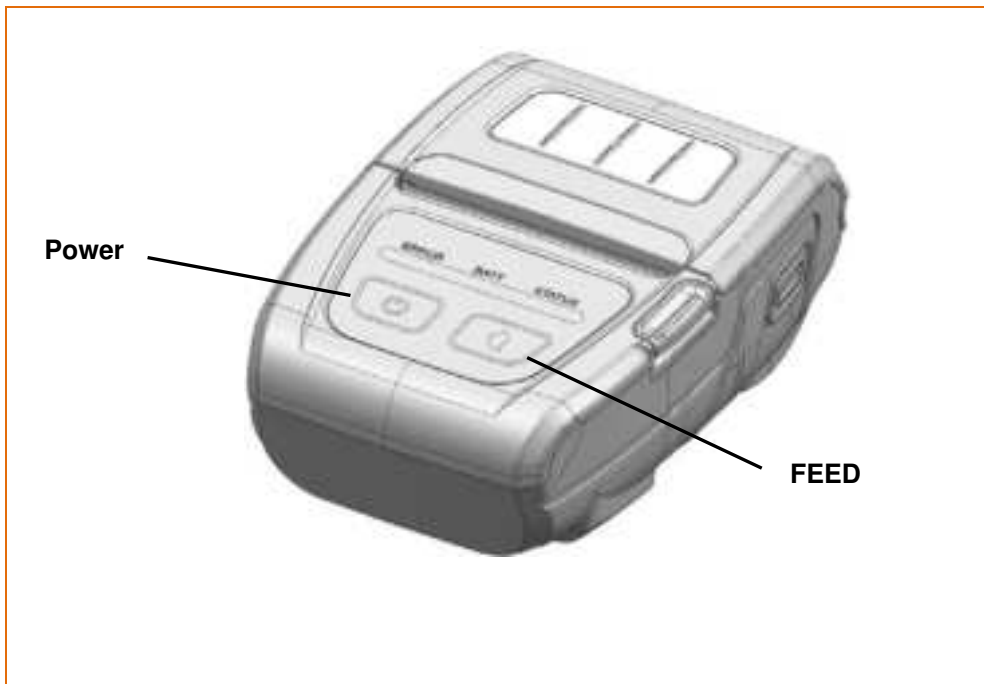
This Bluetooth Connection Manual provides information on the connection of Bluetooth-enabled iOS or Android Host devices with the printer.

We at BIXOLON maintain ongoing efforts to enhance and upgrade the functions and quality of all our products. In following, product specifications and/or user manual content may be changed without prior notice.

2. Precautions

- 1) To connect the printer with another device via Bluetooth, the devices must be within 10m of one another. The connection is broken if the distance between devices exceeds 10m.
- 2) The maximum separating distance may be shortened if transmission obstacles, such as cement walls, are present.
- 3) If a device (such as a microwave oven, wireless LAN, etc.) that uses the same Frequency is present, transmission may be interrupted. Separate the printer and Bluetooth-enabled device from such interrupting devices by a distance of at least 5m.

3. Bluetooth Information Print



Turn the printer power off and close the printer paper cover.

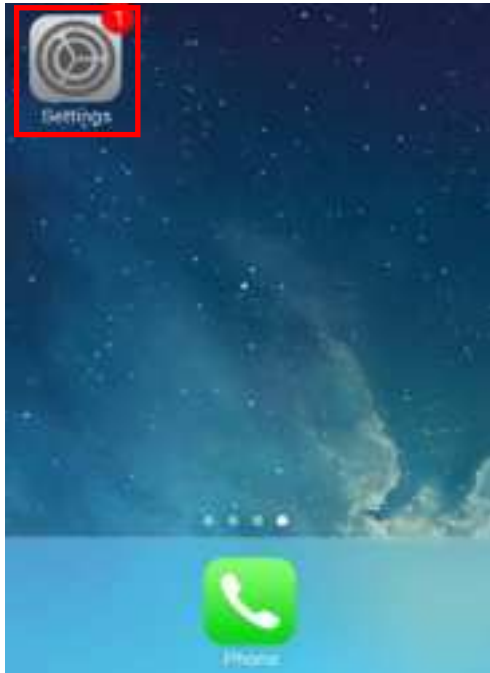
Then press and hold both paper feed and power button simultaneously to turn on the printer. After printing Self-Test begins, release the two buttons.

4. Bluetooth Connection Instructions

This manual focuses on the use of the following Host devices.
For other Host devices, please refer to the relevant Host device manual.

4-1 iOS mode

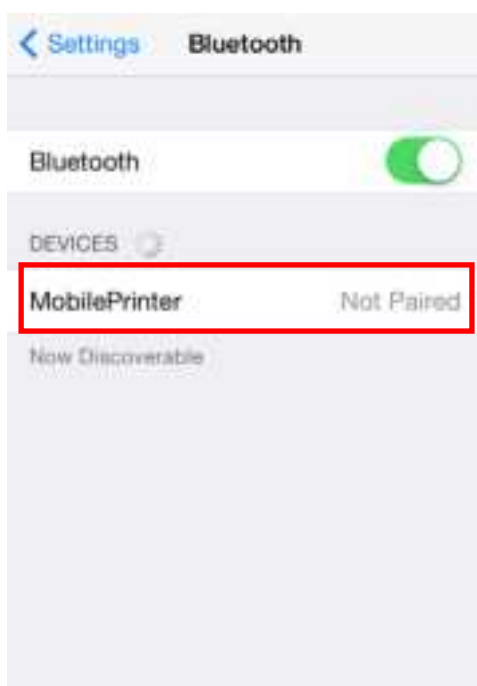
1) Select the  icon.



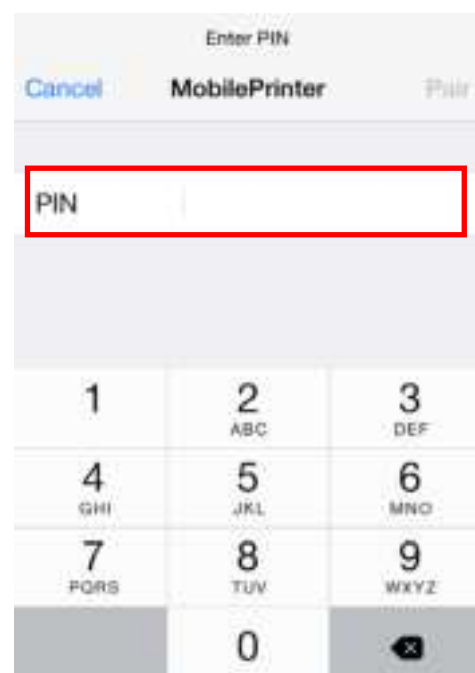
2) Select "Bluetooth".



3) Select the printer to connect.

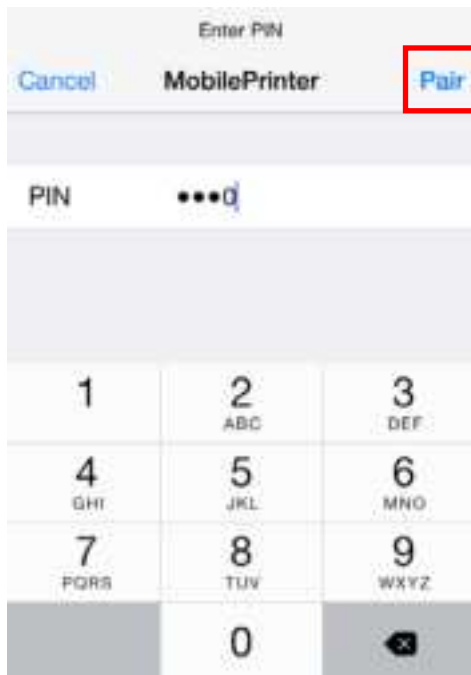


4) If it is displayed as below, enter "PIN"
(Default: 0000)

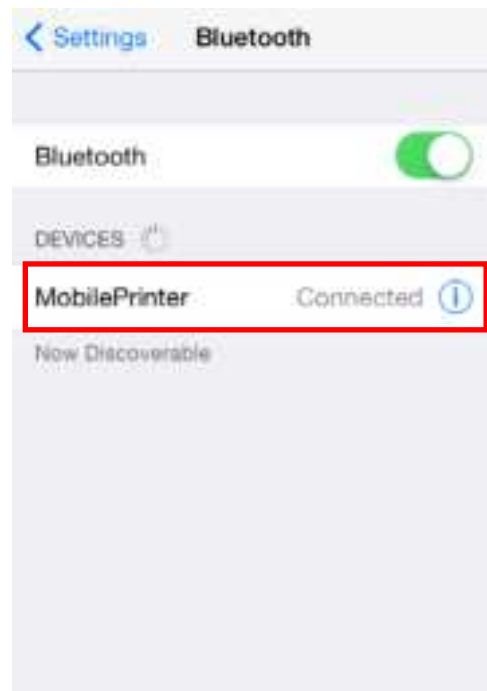


Bluetooth Connection Manual

5) Select "Pair"



6) Bluetooth communication is available.



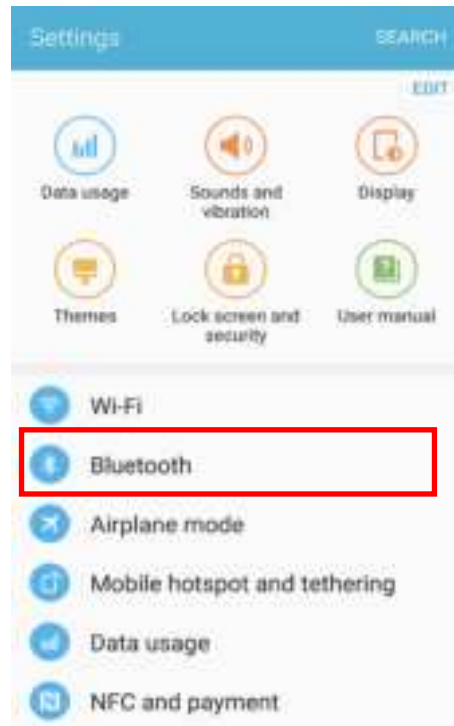
Bluetooth Connection Manual

4-2 Android mode.

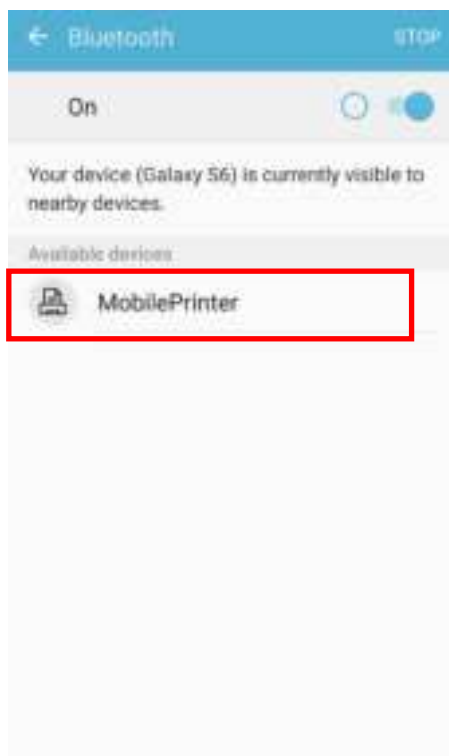
1) Select the  icon.



2) Select "Bluetooth".



3) Select the printer to connect.



4) If it is displayed as below, enter "PIN" (Default: 0000)

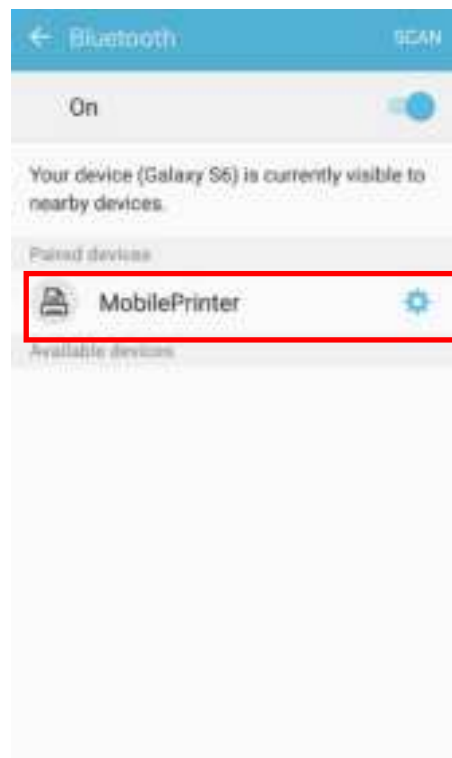


Bluetooth Connection Manual

5) Select "OK".



6) Bluetooth communication is available.



5. Troubleshooting

1) Please follow the guide below if Bluetooth is not searched on iOS device.

(1) Check whether printer is connected to other Bluetooth device.

Printer is not able to be found on your iOS device if it is connected to other bluetooth device. Check the printer's STATUS LED.

- STATUS LED on: When the printer is not connected to other devices via Bluetooth

- STATUS LED blinks: When the printer is connected to another device via Bluetooth

You need to disconnect the connection to other bluetooth device, or turn on the printer.

** Printer is automatically connected to last iOS device which was connected.*

Revision history

[illegible]