

INSTRUCTION MANUAL PORTABLE BLUETOOTH SPEAKER



Thank you for choosing **WELL**. Please read carefully the following instructions and keep them within reach.

Reorder No: SPKR-BT-EXCITE-WL

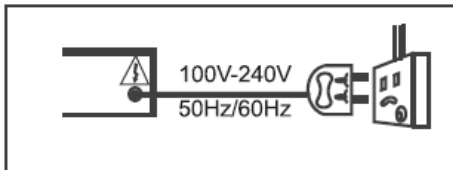
Contents

Technical specifications
Safety Precaution
Panel operating instructions
System connection
Operation
Vocal Fader Function
Instructions
Bluetooth Operation

Technical specifications

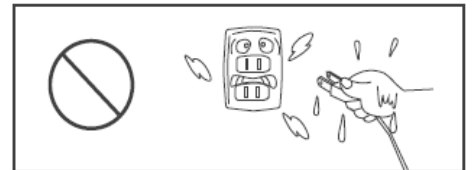
Output Power (PMPO): 350W
Output Power (RMS): 70W
Driver units: 8" + 1"
Frequency response: 40Hz - 20kHz
S/N: $\geq 71\text{dB}$
Distorsion: $\leq 0.7\%$ (1W)
Bluetooth function
Support USB flashdrive
Line-in function
FM radio
TWS function
Colorful LED light
Input power supply: 230V 50Hz
Battery: 12V 4500mAh
Wired microphone
With wheels
Size (WxLxD): 372 x 230 x 475 mm

Safety Precaution




1. Power:

When working / recharging under AC power, please operate only under power indicated in the instruction or marked on device.



2. Caution for Electrical Shock:

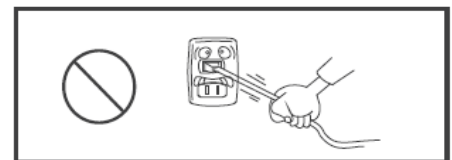
To avoid electrical shock please don't use wet hands to plug in or out the power plug. Do not place in rain or near water! Vases or other vessels containing water cannot be placed on the main unit.



3. This device cannot bear heavy load:


Avoid sunray hitting directly, and keep away from various heating sources such as stove, radiator and so on.

Don't place close to the environments with much dust, high temperature, strong light and strong magnetic field etc.




4. Power line protection:

Prevent power line from being stepped on or pinched by heavy objects. Special attention should be paid to plug of power cord, outlets on backboard and sockets on the wall. Never pull or drag power line.

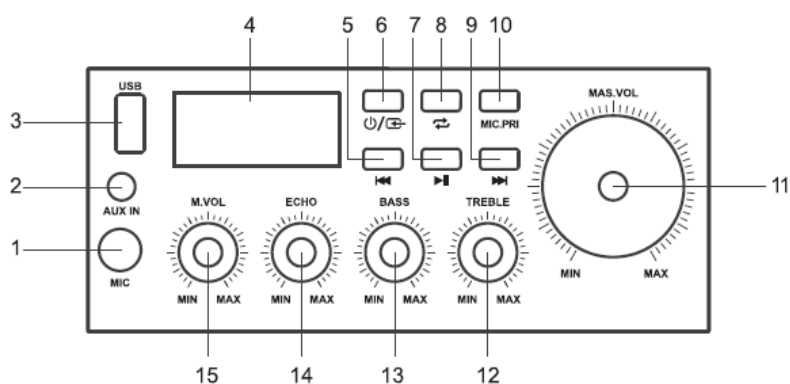


5. Do not dismantle the casing:
Serious electric shock may occur if touching internal parts carelessly. Prevent the inside of the device from opening.



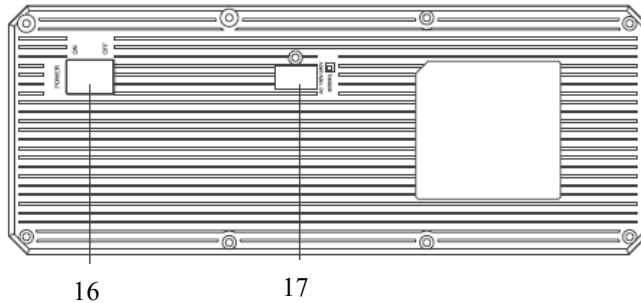
6. For safety:
Switch off the main power when not in use and unplug the main cord from socket when not using it for prolonged period of time.

Panel operating instructions



1. MIC jack
2. AUX in jack
3. USB port
4. Display
5. Prev: Previous song
6. Source: To switch USB/FM/AUX/Bluetooth mode
7. Pause/Play
8. Repeat: Music playback in different cycle mode
9. Next: Next song/FM channel
10. MIC.PRI
11. Master Volume: To adjust overall volume
12. TREBLE: To increase or decrease TREBLE effect in playback
13. BASS: To increase or decrease BASS effect in playback
14. ECHO: MIC Echo control
15. MIC volume control/LED light switch: To switch lighting mode

System connection



16. Power ON / OFF

17. AC in

Operation

1. Turn on the unit, connect to sound sources and play.
2. Insert USB stick to read Mp3 tracks; press SOURCE key to select USB, Bluetooth input or FM Radio, FM programs scan & save automatically.
3. When using the KARAOKE, please plug your wired microphone cable and adjust the Mic volume.

Instructions

1. When using AC power, please put the power switch at ON / AC position.
2. For using DC power, please plug DC connection cable into DC jack.
3. When recharging, the red indicator will light up; the blue indicator will light up when fully recharged.
4. For full recharging, approximately 5-6 hours will be needed.
5. Please recharge the unit only under voltage indicated in this manual or marked on the device.
6. To protect the battery, please fully recharge every time after using up.
7. To save battery power, please put the power switch in "OFF" position when finished the operation.

Bluetooth Operation

1. Turning on the power, press the "INPUT" key, switch the speaker to Bluetooth mode. Then turn on the Bluetooth function of device.
2. Search the Bluetooth device list and select the Bluetooth name " WELL EXCITE "
- The speaker will sound notification tone when the connection is successful.
3. Play the music on your device by music player. The music will be transferred via Bluetooth, and sound comes out through the speaker.
4. To disconnect the Bluetooth device, the user can turn off Bluetooth function on the device, or press the "INPUT" key on the speaker panel to change the playing mode.



Waste electrical and electronic equipment are a special waste category, collection, storage, transport, treatment and recycling are important because they can avoid environmental pollution and are harmful to health. Submitting waste electrical and electronic equipment to special collection centers makes the waste to be recycled properly and protecting the environment. Do not forget! Each electric appliance that arrives at the landfill, the field, pollutes the environment!



Importer & distributor:

SC VITACOM ELECTRONICS SRL

CIF: RO 214527

Tel. 0264-438401*

sales@vitacom.ro, www.vitacom.ro