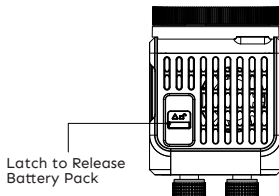
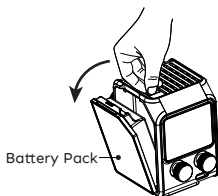
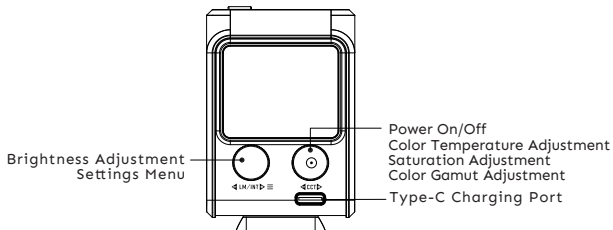




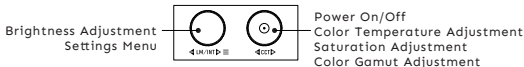
# Micro 8 Spectra

**ENG**

## Features

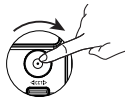


# Basic Settings



## Power On/Off

1. Power On: Long press the power button for 1.5 seconds, then rotate the knob clockwise to turn on the light.
2. Power Off: Long press the power button for 1.5 seconds to turn off the light.




## White Light Mode

### Brightness Adjustment

1. Rotate the LM knob to adjust brightness.
2. Adjustable range: 0 - 100%.
3. Short press the LM knob for shortcuts.

### Color Temperature Adjustment

1. Rotate the CCT knob to adjust color temperature.
2. Adjustable range: 1700K-10000K.
3. Short press the CCT knob for shortcuts from 2700K to 6500K.

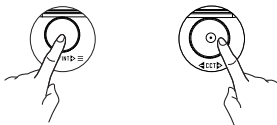


## RGBCW Mode

### Mode Switching

1. Long press both the LM knob and CCT knob for 1.5 seconds to switch to RGBCW mode. Long press both knobs again for 1.5 seconds to switch back to White Light Mode.

2. In RGBCW mode, short press the CCT knob to switch between saturation and color gamut adjustment interfaces.



### Brightness Adjustment

1. Rotate the LM knob to adjust brightness.
2. Adjustable range: 0-100%.
3. Short press the LM knob for shortcuts.

### Saturation Adjustment

1. Rotate the CCT knob to adjust saturation.
2. Adjustable range: 0-100.

### Color Gamut Adjustment

1. Rotate the CCT knob to adjust the color gamut.
2. Adjustable range: 0-360.

### Menu Selection

1. Long press the LM knob for 1.5 seconds to enter the menu selection interface.
2. Rotate the CCT knob to select the menu.
3. Short press the CCT knob to enter the sub-menu.
4. Long press the LM knob for 1.5 seconds to exit the menu interface.





## **WARNINGS**

- Please thoroughly read the manual prior to operating the product and operate in strict accordance with the manual.
- Don't disassemble the product by yourself. If the product requires repair, contact our maintenance personnel.
- Product failures caused by unauthorized disassembly are not covered by warranty, and will be chargeable.
- The product is designed to be actively cooled by fans.  
Don't block the fan ducts of the product during operation.
- Don't touch the heat generating parts of the product during operation to avoid scalding injury.
- The power must be switched off during set-up and break down of the product.
- Don't submerge the product in water or other liquid/s to avoid safety risk and product failure.
- Allow the product to properly cool after each use before storage.
- The product contains batteries. Don't store the batteries in hot environments and keep them away from fire.
- Only use the originally supplied accessories to avoid product failure/s.
- Only use the supplied charging adapter and power cable to avoid damage to the product.


# Product Specifications

## Micro 8 Spectra

Power	8W
Lumens (10000K)	300lm
Lumens (6500K)	500lm
Lumens (2700K)	300lm
Lumens (1700K)	250lm
Input	AC 100-240V, 50~60Hz
	DC 5V
Battery	3.7V 2000mAh, 7.4Wh
CRI	96
TLCI	96
CCT	1700K-10000K
Dimming	0-100%
RGBCW	36000 Colors Color Gamut: 0-360 Saturation: 0-100 Intensity: 0-100
Wireless Method	Bluetooth
Wireless Operating Range	20m / 65.6ft
Noise	18dB@1m
Operating Temperature	-10~40°C / 14~104°F
Dimension (Light)	50x68.9x77mm/1.97x2.71x3.03in
Net Weight (Light)	235g / 0.52Lbs

## App Download

You can download the Harlowe app in the (Apple) App Store and Google Play store by scanning the following QR code.



## Warranty Card

Product No.	
Product name	
Purchase date	
User name	
User telephone	
User address	
Dealer stamp	

AEC LIGHTING SOLUTIONS CO., LTD.

**INSPECTION: PASS**

Add: 2548 Bao'an Highway, Jiading District, Shanghai 201801, China

# Warranty Terms

We provide a two-year warranty period for the original buyer of the product. For the detailed warranty scope, please log in our website.

## **Important notes:**

- Please retain your original purchase invoice and warranty card and ensure that the complete supplier information is on the invoice, including the purchase date and product serial number, which will be needed when making a claim against the warranty.

## **The warranty does not cover:**

- Damage caused by improper use, false wiring, incompatible, poor quality or mis-adjusted external devices.
- Damage to the appearance of the product from mishandling or abuse.
- Exposure to rain or water.
- Damage caused by transportation. Please contact your dealer to issue a claim.

## **The warranty will be invalid if:**

- The product serial number has been torn off or can't be identified.
- The product has been repaired or modified by unauthorized persons.





For more information, please visit  
[www.harlowe.com](http://www.harlowe.com) or scan:



[HARLOWE.COM](http://HARLOWE.COM)

AEC LIGHTING SOLUTIONS CO., LTD  
2548 Bao'an Highway, Jiading District, Shanghai 201801, China