

24-Key Smart Remote Control Instructions

moorgen smart remote instructions

24-Key Smart Remote Control
MQE601US Instructions

TO USER

Thank you for purchasing our products! Please read this instruction carefully before use and keep it for reference!

LEGAL NOTICE

The contents and pictures in the documents enclosed in the product package are for illustration only. Results (including but not limited to appearance, color, size) and supported functions (When the software is updated, the product functions will be updated as well.) etc. may be slightly different, please refer to the actual product

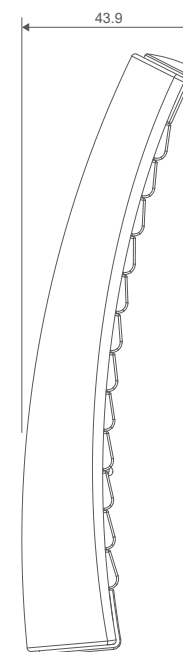
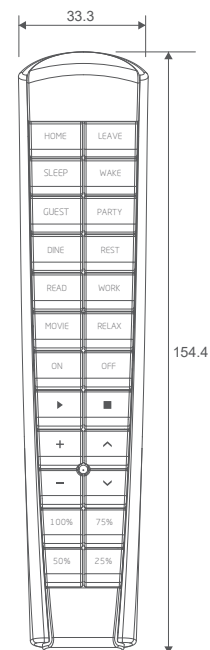
PRODUCT FUNCTIONS

- Lights, curtains, and other smart devices or scenes can be controlled by single-clicking, long-pressing, or long-pressing and releasing.
- Simultaneously long-press "HOME + LEAVE" for 5 seconds to enter cleaning mode for remote control wiping; during this time, button controls are invalid, and each operation in cleaning mode extends it by 30 seconds; no operation for 30 seconds or simultaneously long-press "SLEEP + WAKE" for 5 seconds exits cleaning mode.
- Simultaneously long-press "50% + 25%" for 5 seconds to enter or exit child lock mode; in child lock mode, long-pressing "50%" for 5 seconds temporarily exits child lock mode, and other button functions are invalid.
- It has a low battery reminder function (indicator light flashes slowly).
- Needs to be used with Mo-Bus wireless gateway.

TECHNICAL PARAMETERS

- Product Model: MQE601USF18
MQE601USD37
MQE601USC25
- Product Name: Smart Remote Control
- Charging Power: 5V \square 1A
- Battery Capacity: 90mAh
- Wireless Frequency: 915MHz
- Wireless Distance: ≥ 20 m
- IP Rating: IP20
- Operating Temperature: 0°C to +50°C
- Operating Humidity: 10% to 80% RH, non-condensing
- Dimensions: 154.4×33.3×43.9mm
- Installation Method: Handheld

DIMENSION(Unit: mm)

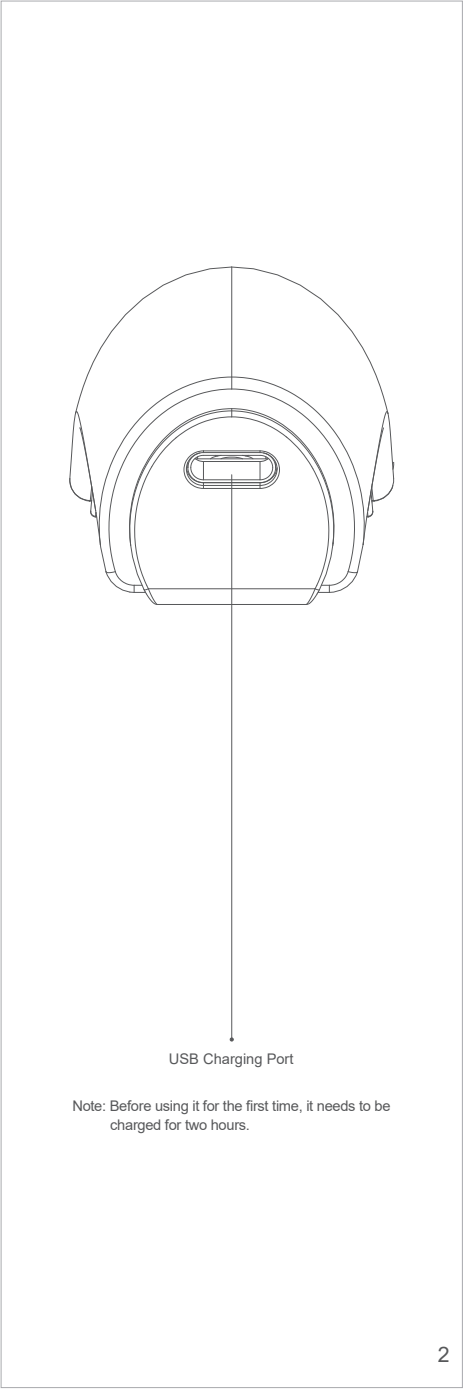


moorgen

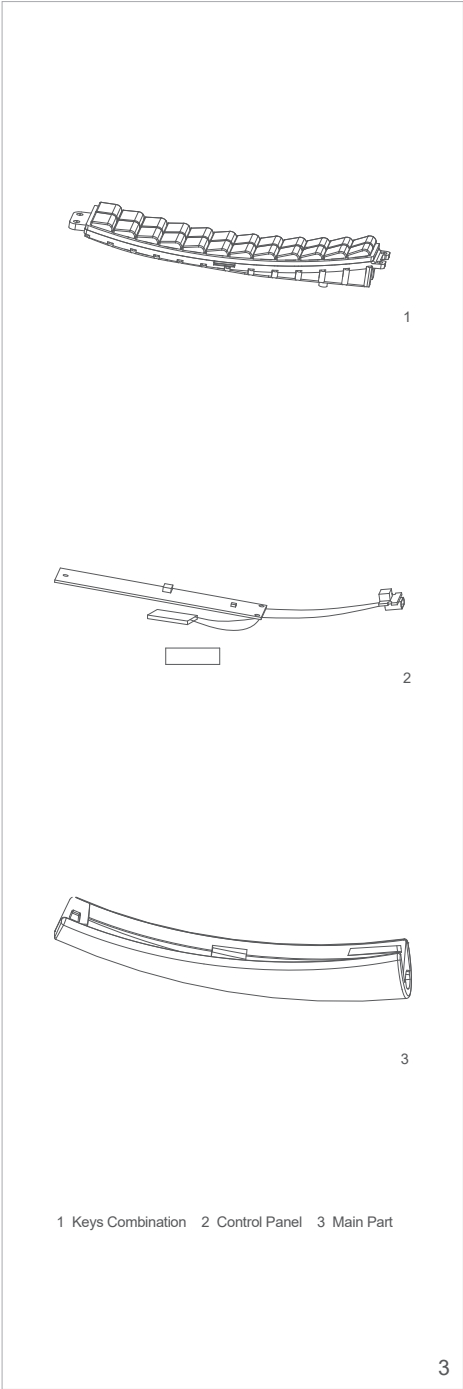


Scan to visit official website

WIRING DIAGRAM



PRODUCT EXPLODED DIAGRAM



WARNING

This device complies with part 15 of the FCC Rules. Operation is subject to the following two conditions:
(1) this device may not cause harmful interference, and (2) this device must accept any interference received, including interference that may cause undesired operation.

Any changes or modifications not expressly approved by the party responsible for compliance could void the user's authority to operate the equipment.

NOTE: This equipment has been tested and found to comply with the limits for a Class B digital device, pursuant to Part 15 of the FCC Rules. These limits are designed to provide reasonable protection against harmful interference in a residential installation. This equipment generates, uses and can radiate radio frequency energy and, if not installed and used in accordance with the instructions, may cause harmful interference to radio communications. However, there is no guarantee that interference will not occur in a particular installation.

If this equipment does cause harmful interference to radio or television reception, which can be determined by turning the equipment off and on, the user is encouraged to try to correct the interference by one or more of the following measures:

- Reorient or relocate the receiving antenna.
- Increase the separation between the equipment and receiver.
- Connect the equipment into an outlet on a circuit different from that to which the receiver is connected.
- Consult the dealer or an experienced radio/TV technician for help.

The device has been evaluated to meet general RF exposure requirement. The device can be used in portable exposure condition without restriction

NOTICE

- For the initial user, please read this instruction carefully before installation;
- Products packed in boxes should be preserved in a ventilating, dry, and safe indoor place with no corrosive gas. The stacking height is 10 layers max, and the appropriate warehouse temperature range is - 10°C~+40°C;
- Without the direct influence of the rain, snow, fierce impact, and other external factors, the products packed in boxes can be transported by any vehicle;
- Keep the product away from the moist environment during use, to avoid unnecessary impact on the product. Instead, keep the products in a dry and clean place to prevent the inner components from moisture and other stuff which may affect the product performance. Please use a fine cloth to clean the dust on the surface. Do not use corrosive clean liquid or other chemical solvents;
- If the product has a performance failure, non-professional personnel are not allowed to open it. Please contact related service providers or the after-sales service department.