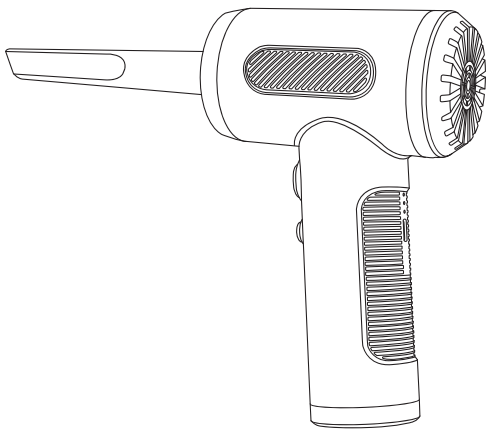


# Instructions



**Air duster**

## **WARNING**

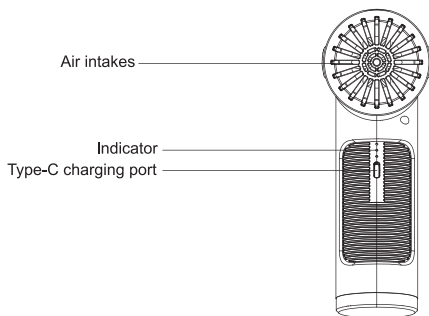
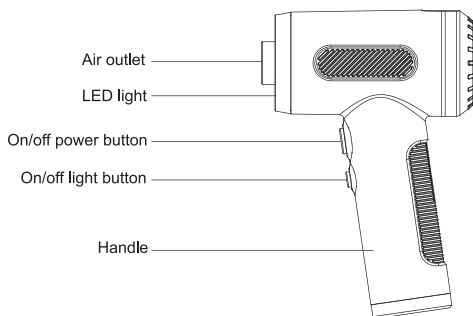
Please read this manual carefully before using this product and keep it for future reference.

- Do not place in high temperature or humidity.
- It is forbidden to modify, disassemble, crush, or throw into fire.
- Do not continue to use if there is an abnormality.
- It is strictly forbidden to use unlicensed or incompatible adapters and charging cables to charge the product, which may cause malfunction and danger.
- If you do not use this product for a long time, please store the product in a cool and dry environment, in order to ensure the service life of the product battery, please fully charge and discharge the product at least once every 3 months.
- This product is not intended for use by children or persons with physical, sensory, or mental impairments.

## **NOTE**

- Long press the power on button indicator flashing, the compressed air duster cannot be started, the battery is insufficient, please charge it in time.
- Please use the charging cable supplied by this machine to charge the product, or use a mobile phone adapter with safety certification of 5V/2A and above and the standard charging cable to charge the product, and it is forbidden to purchase an adapter to charge the product without permission.
- As the number of times the product is used increases, the compressed air duster may decay in terms of its useful life.
- After use, please keep the product in a cool, dry, away from high temperature, high humidity and high dust environment.
- Due to the built-in high-rate lithium battery, it is strictly forbidden to disassemble the product in case of abnormal noise or other suspected quality problems.
- Do not wash this product with water, otherwise it will damage the motor and cause permanent damage to the product, and the product quality problems caused by this behavior are not covered by the product warranty.
- After use, please keep out of reach of children, children are strictly prohibited from operating without permission.
- This product is not suitable for use in high magnetic field environment.

## PRODUCT INTRODUCTION



## ACCESSORIES



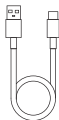
Brush (1)



Brush (2)



Brush (3)



Type-C charging  
cable



Nozzle (1)



Nozzle (2)



Nozzle (3)



Nozzle (4)



Nozzle (5)

**Select the corresponding accessories according to the usage scenario.**

## ACCESSORIES INSTALLATION AND USE

Nozzle(1): Clean up the dust in OA equipment or narrow spaces where tools can not reach out.

Nozzle(2): It can clean up the dust of keyboards, computer cases, motherboards, etc.

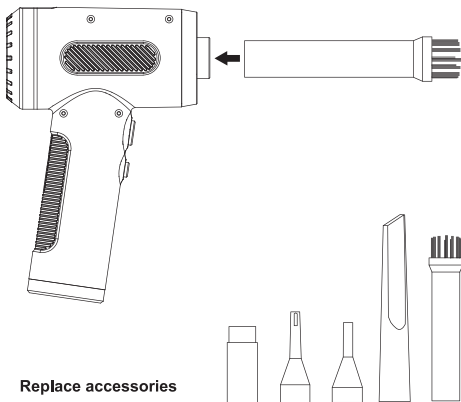
Nozzle(3): For PVC swimming pools and inflatable beds, etc.

Nozzle(4): For swimming ring/beach ball/yoga ball inflation; Airblowing on barbecue charcoal.

Nozzle(5): For camera lens/jewelry/phone handset charging port and other items.

**⚠ Note: Turn off the machine before replacing the accessory.**

**Blow mode:**



## PRODUCT PARAMETERS

Noises	≤85dB
Charging time	About 4H
Output	11.1V
Input	DC 5V/2A
Battery specification	2000mAh*3
Material	ABS+Spray paint
Product size	57*177mm
Product weight	461g

FC CE RoHS  