

BLACKBIRD™



Blackbird™ by Monoprice™
8K60 1x2 HDMI® Splitter with Audio Extraction

P/N **44436**
User Manual

THANK YOU FOR PURCHASING THIS PRODUCT

For optimum performance and safety, please read these instructions carefully before connecting, operating, or adjusting this product.

SURGE PROTECTION DEVICE RECOMMENDED

This product contains sensitive electrical components that may be damaged by electrical spikes, surges, electric shock, lightning strikes, etc. Use of surge protection systems is highly recommended in order to protect and extend the life of your equipment.

SAFETY WARNINGS AND GUIDELINES

Please read this entire manual before using this device, paying extra attention to these safety warnings and guidelines. Please keep this manual in a safe place for future reference.

- This device is intended for indoor use only.
- Do not expose this device to water or moisture of any kind. Do not place drinks or other containers with moisture on or near the device. If moisture does get in or on the device, immediately unplug it from the power source and allow it to fully dry before reapplying power.
- Do not touch the device, the power cord, or any other connected cables with wet hands.
- Do not expose this device to excessive vibration. Do not subject the product to extreme force, shock, or fluctuations in temperature or humidity.
- Do not expose this device to excessively high temperatures. Do not place it in, on, or near heat sources, such as a fireplace, stove, radiator, etc. Do not leave it in direct sunlight.
- Do not place or install this device in an area where it can be exposed to excessive amounts of dust, humidity, oil, smoke, or combustible vapors.
- This device ventilates excessive heat through the slots and openings in the case. Do not block or cover these openings. Ensure that the device is in an open area where it can get sufficient airflow to keep from overheating.
- Prior to operation, check the unit and power cord for physical damage. Do not use if physical damage has occurred.
- Before plugging the unit into a power outlet, ensure that the outlet provides the same type and level of power required by the device.

- Unplug this device from the power source when not in use.
- Take care to prevent damage to the power cord. Do not allow it to become crimped, pinched, walked on, or become tangled with other cords. Ensure that the power cord does not present a tripping hazard.
- Never unplug the unit by pulling on the power cord. Always grasp the connector head or adapter body.
- Ensure that power is turned off and disconnected before making any electrical connections.
- Clean using a soft, dry cloth only. Do not use chemical cleaners, solvents, or detergents. For stubborn deposits, moisten the cloth with warm water.
- This device has no user-serviceable parts. Do not attempt to open, service, or modify this device.

Table of Contents

SAFETY WARNINGS AND GUIDELINES.....	2
INTRODUCTION.....	3
FEATURES.....	4
PACKAGE CONTENTS.....	4
PRODUCT OVERVIEW.....	5
Front Panel.....	5
Rear Panel.....	5
AUTO DOWNSCALING & AUTO CONVERTING	6
APPLICATION EXAMPLE	8
SPECIFICATIONS.....	8
CUSTOMER SERVICE.....	10
TECHNICAL SUPPORT	10
REGULATORY COMPLIANCE.....	10
Notice for FCC	10
Notice for ISED Canada.....	11

INTRODUCTION

This 1x2 splitter can distribute one HDMI source signal to any two display devices. Video resolution is up to 8K@60Hz 4:2:0 12-bit. It supports data rates up to 48Gbps to comply with HDMI 2.1 and HDCP 2.3

requirements. It also has advanced EDID management and audio de-embedding function (output through the optical and analog port).

This multi-functional product can work well with Xbox® Series X or PlayStation® 5 to achieve 4K@120Hz video resolution on your TVs or relative monitors.

FEATURES

- HDCP 2.3 compliant
- Supports 48Gbps FRL and 18Gbps TMDS video bandwidth
- Supports resolution up to 8K60Hz 4:2:0 12-bit, 4K@120Hz 4:4:4 12-bit, as specified in HDMI 2.1
- VRR, FVA, ALLM are supported
- Supports HDR, HDR10, HDR10+, Dolby Vision, HLG pass-through
- Supports HDMI audio formats: LPCM 7.1CH, Dolby TrueHD, Atmos, DTS-HD Master Audio
- Supports audio de-embedding function (output through the optical and analog port)
- Supports resolution auto downscaling on each output
- Supports auto converting of HDR to SDR on each output
- Advanced EDID management

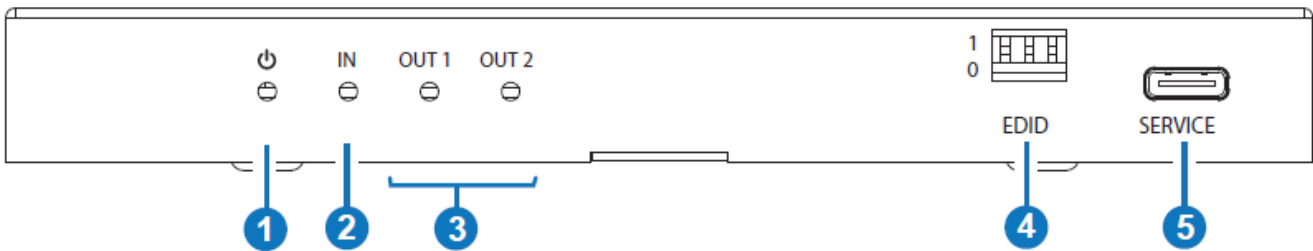
PACKAGE CONTENTS

Please take an inventory of the package contents to ensure you have all the items listed below. If anything is missing or damaged, please contact Monoprice™ Customer Service for a replacement.

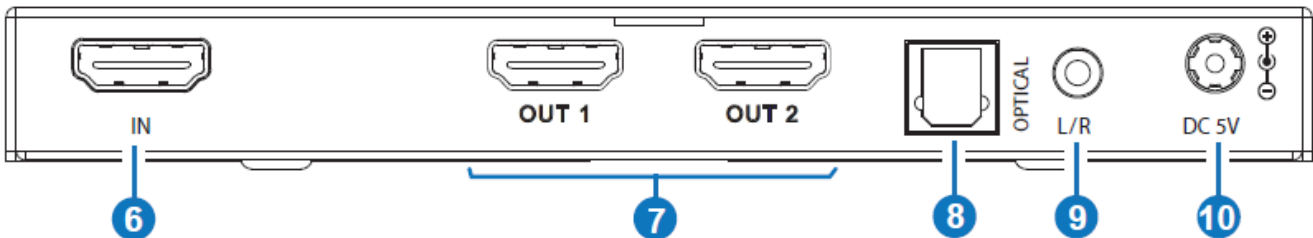
- 1x 8K60Hz 1x2 HDMI Splitter
- 1x Power Adapter (5V/2A)
- 1x User Manual

PRODUCT OVERVIEW

Front Panel



Rear Panel

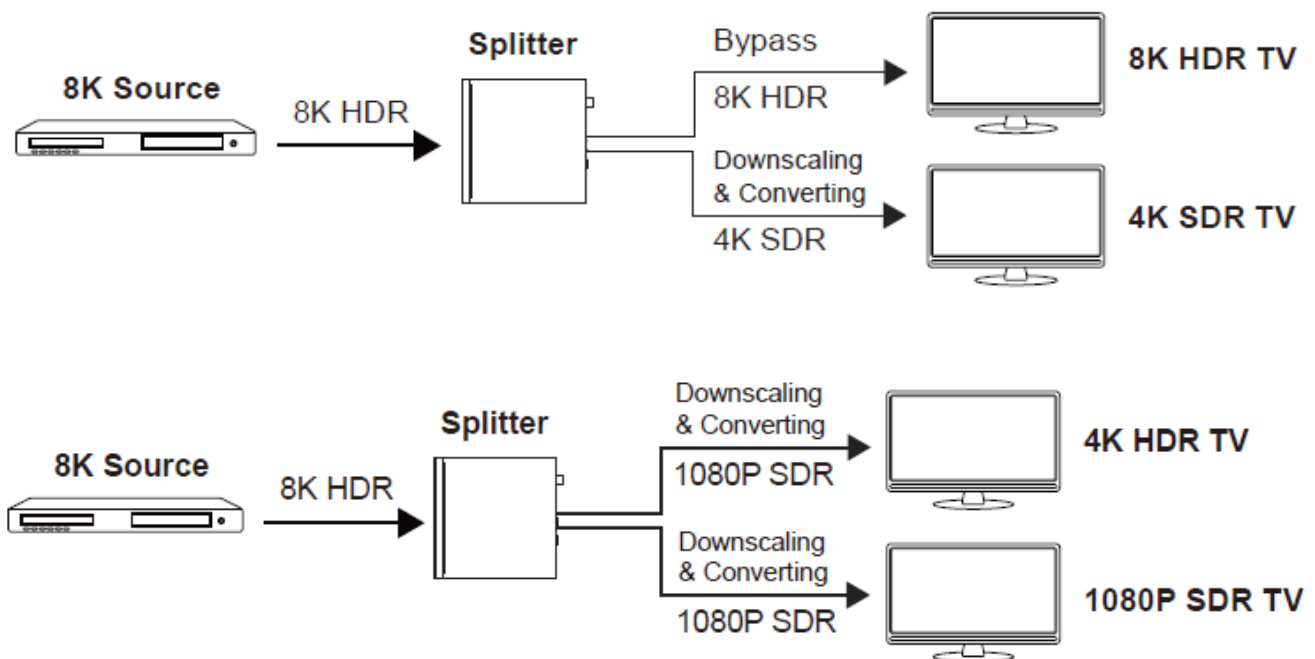


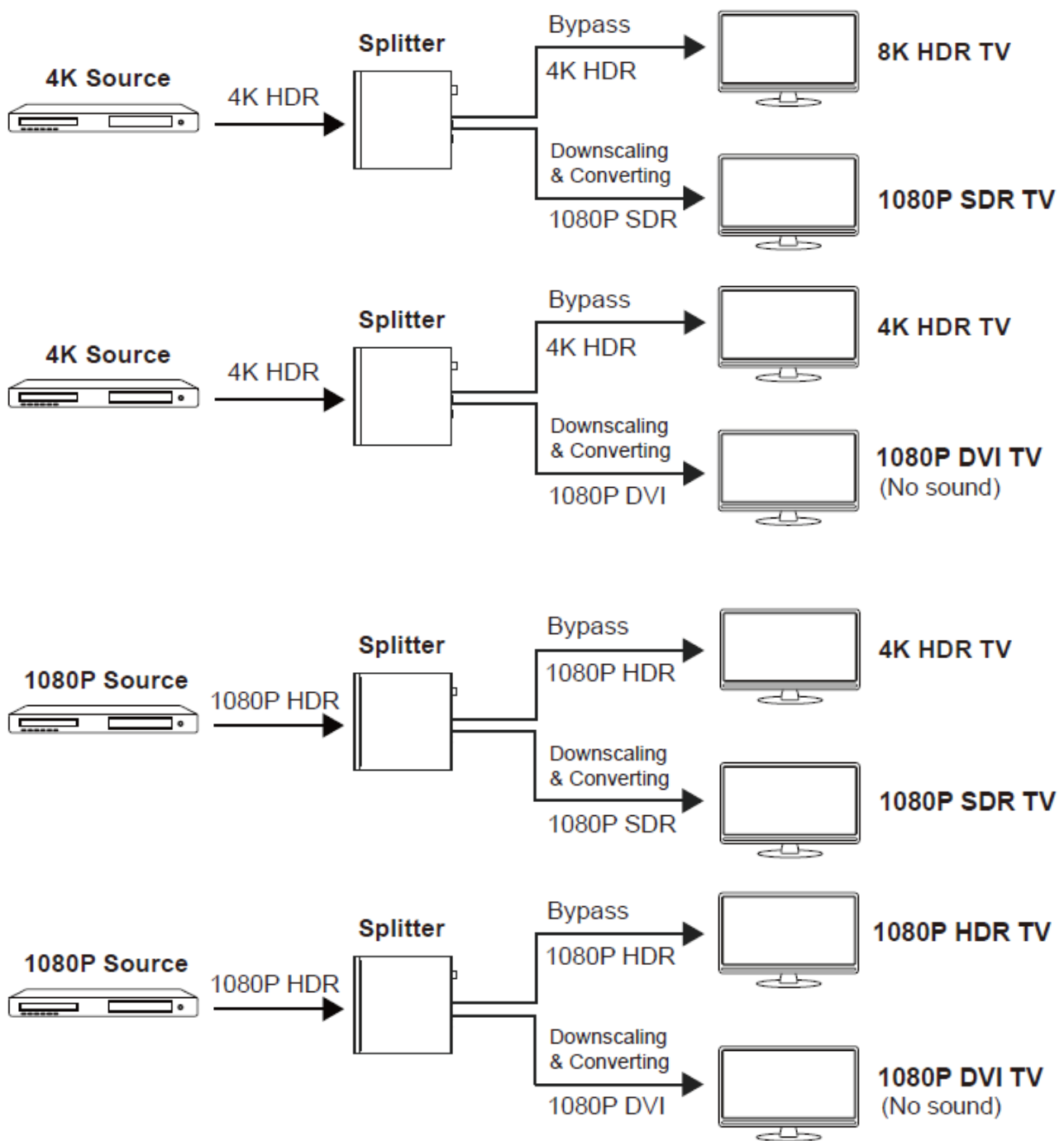
No.	Name	Function Description
1	POWER LED	The power LED lights in red when the device is working.
2	IN LED	When the HDMI IN port connects to an active source device, the green LED will be on.
3	OUT LED (1~2)	When the HDMI OUT 1/2 port connects to a display device and outputs signal, the corresponding green LED will be on.
4	EDID DIP switch	Use the DIP switch to set EDID. [DIP]=111: Copy OUT port sink EDID (as factory default) [DIP]=110: 4K60 (4:4:4), 2.0CH [DIP]=101: FRL12G_8K_HDR, 2.0CH [DIP]=100: FRL12G_8K_HDR, 5.1CH [DIP]=011: FRL12G_8K_HDR, 7.1CH [DIP]=010: FRL10G_8K_HDR, 2.0CH [DIP]=001: FRL10G_8K_HDR, 5.1CH [DIP]=000: FRL10G_8K_HDR, 7.1CH

5	SERVICE	Firmware update port
6	IN port	HDMI signal input port, connecting to HDMI source device such as DVD or PS5 with an HDMI cable.
7	OUT port (1~2)	HDMI signal output port, connecting to HDMI display device such as TV or Monitor with an HDMI cable.
8	OPTICAL	Optical fiber audio output port
9	L/R	Analog audio output port
10	DC 5V	DC 5V/2A power input port

AUTO DOWNSCALING & AUTO CONVERTING

This 1x2 splitter supports auto downscaling and auto converting on all outputs. Before downscaling, it will compare all the EDID of the connected display devices and select the minimum resolution to downscale and output. For example:



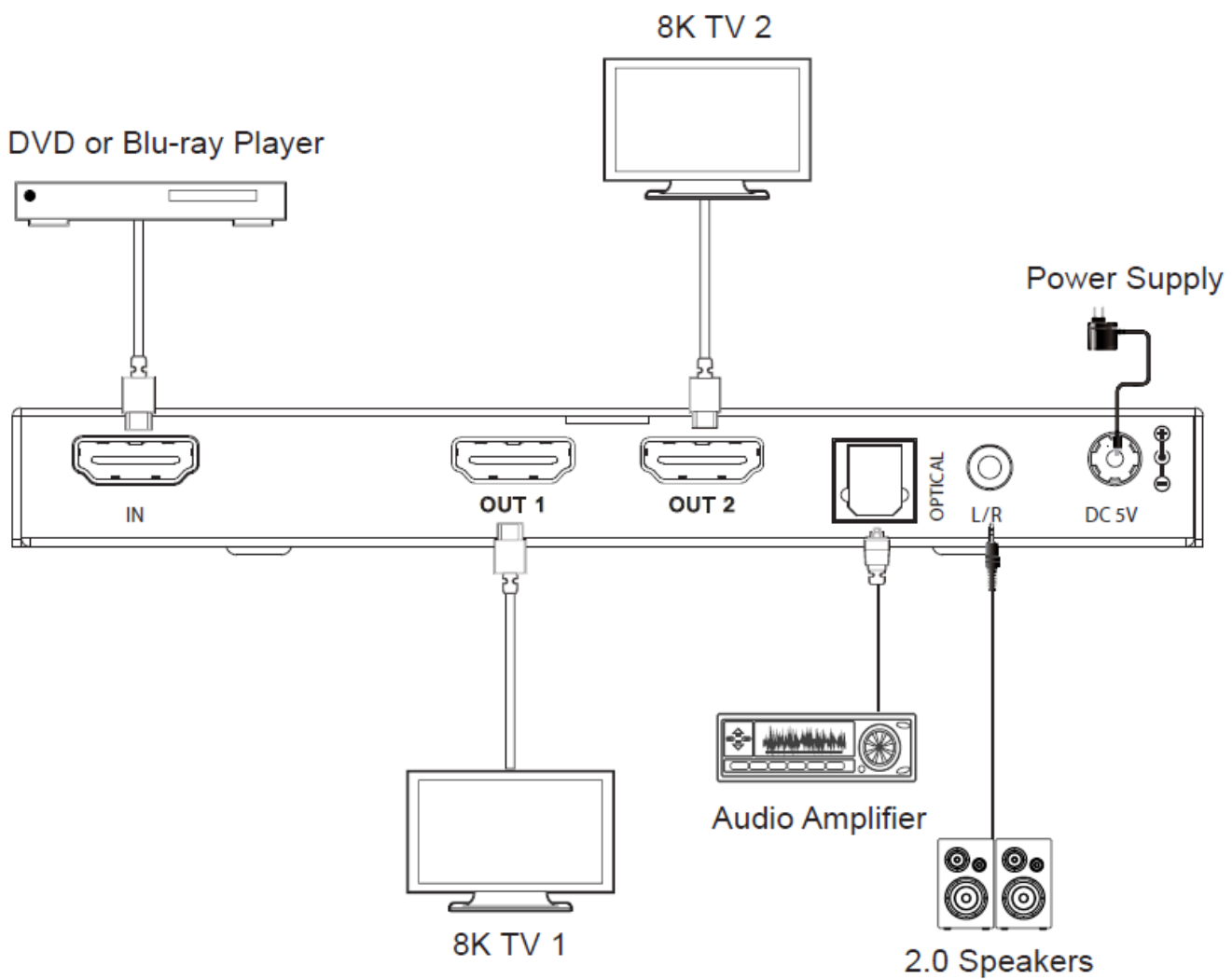


Note: If the source resolution is downscaled and converted to **1080P DVI** according to the EDID of display devices, it will be output without sound on TV.

Downscaling will not work in the following conditions:

1. The input source is 8K DSC format.
2. The resolution of input source is not supported by the splitter.

APPLICATION EXAMPLE



SPECIFICATIONS

Technical	
HDMI Compliance	HDMI 2.1
HDCP Compliance	HDCP 2.3, HDCP 1.4
Video Bandwidth	48Gbps FRL and 18Gbps TMDS
Video Resolution	Up to 8K@60Hz 4:2:0 12-bit, 4K@120Hz 4:4:4 12-bit
Color Depth	8/10/12-bit
Color Space	RGB, YCbCr_4:4:4, YCbCr_4:2:2, YCbCr_4:2:0

HDR	HDR, HDR10, HDR10+, Dolby Vision, HLG			
Audio Formats	HDMI input/output: LPCM, Dolby Digital/Plus/EX, Dolby True HD, Dolby Atmos, DTS, DTS-EX, DTS-96/24, DTS High Res, DTS-HD Master Audio, DSD Audio de-embedding output: Optical: LPCM/Dolby/DTS 5.1CH Analog: LPCM 2CH			
ESD Protection	IEC 61000-4-2: ±8kV (Air-gap discharge) & ±4kV (Contact discharge)			
Connection				
Input	1 x HDMI IN [Type A, 19-pin female]			
Output	2 x HDMI OUT [Type A, 19-pin female] 1 x OPTICAL [S/PDIF] 1 x L/R [3.5 mm Stereo Mini-jack]			
Control	1 x SERVICE [USB Type C, Update port]			
Mechanical				
Housing	Metal Enclosure			
Color	Black			
Dimensions	145 mm [W] x 68 mm [D] x 17 mm [H]			
Weight	260 g			
Power Supply	Input: AC 100-240V 50/60Hz, Output: DC 5V/2A (US/EU standards, CE/FCC/UL certified)			
Power Consumption	4.5W (Max)			
Operation Temperature	0°C~40°C / 32°F~104°F			
Storage Temperature	-20°C~60°C / -4°F~140°F			
Relative Humidity	20~90% RH (non-condensing)			
Recommended HDMI Cable				
Video Resolution	8K	4K60	4K24	1080P
HDMI Cable Length (HDMI IN / OUT)	3 m / 10 ft (Ultra HDMI 2.1)	8 m / 26 ft	12 m / 39 ft	15 m / 49 ft
The use of “Premium High-Speed HDMI” cable is highly recommended.				

CUSTOMER SERVICE

The Monoprice™ Customer Service department is dedicated to ensuring that your ordering, purchasing, and delivery experience is second to none. If you have any problems with your order, please give us an opportunity to make it right. You can contact a Monoprice™ Customer Service representative through the Live Chat link on our website www.monoprice.com or via email at support@monoprice.com. Check the website for support times and links.

TECHNICAL SUPPORT

Monoprice™ is pleased to provide free, live, online technical support to assist you with any questions you may have about installation, setup, troubleshooting, or product recommendations. If you ever need assistance with your new product, please come online to talk to one of our friendly and knowledgeable Tech Support Associates. Technical support is available through the online chat button on our website www.monoprice.com or through email by sending a message to tech@monoprice.com. Check the website for support times and links.

To download the latest drivers, firmware, manuals, etc., go to www.monoprice.com and type **44436** into the search bar. If available, support files are linked at the bottom of the product page.

REGULATORY COMPLIANCE

Notice for FCC



This device complies with Part 15 of the FCC rules. Operation is subject to the following two conditions: (1) this device may not cause harmful interference, and (2) this device must accept any interference received, including interference that may cause undesired operation.

Modifying the equipment without Monoprice's authorization may result in the equipment no longer complying with FCC requirements for Class B digital devices. In that event, your right to use the equipment may be limited by FCC regulations, and you may be required to correct any interference to radio or television communications at your own expense.

This equipment has been tested and found to comply with the limits for a Class B digital device, pursuant to Part 15 of the FCC Rules. These limits are designed to provide reasonable protection against harmful

interference in a residential installation. This equipment generates, uses and can radiate radio frequency energy and, if not installed and used in accordance with the instructions, may cause harmful interference to radio communications. However, there is no guarantee that interference will not occur in a particular installation. If this equipment does cause harmful interference to radio or television reception, which can be determined by turning the equipment off and on, the user is encouraged to try to correct the interference by one or more of the following measures:

- Reorient or relocate the receiving antenna.
- Increase the separation between the equipment and receiver.
- Connect the equipment into an outlet on a circuit different from that to which the receiver is connected.
- Consult the dealer or an experienced radio/TV technician for help.

Notice for ISED Canada

This Class B digital apparatus complies with Canadian ICES-003.

Cet appareil numérique de la classe B est conforme à la norme NMB-003 du Canada.

Monoprice™ and all Monoprice logos are trademarks of Monoprice Inc.

HDMI®, the HDMI Logo, and High-Definition Multimedia Interface are trademarks or registered trademarks of HDMI Licensing LLC in the United States and other countries.

HDCP™ is a trademark of Digital Content Protection LLC.

EDID® is a registered trademark of the Video Electronics Standards Association.

Blu-ray Disc™, Blu-ray™, and the logos are trademarks of the Blu-ray Disc Association.

Microsoft® and Xbox® are either registered trademarks or trademarks of Microsoft Corporation in the United States and/or other countries.

PlayStation® is a registered trademark of Sony Interactive Entertainment Inc.



TECHNOLOGY AT PRICES THAT MAKE SENSE

www.monoprice.com

Need Help? We're here for you!

Contact us: www.monoprice.com/contactus

Product pictures are for reference only.

Specifications described herein are subject to change without prior notification.

Monoprice™ and all Monoprice logos are trademarks of Monoprice Inc.

Copyright © 2024 Monoprice, Inc. All rights reserved.

Monoprice, Inc.

1 Pointe Drive, Suite 400

Brea, CA 92821 – USA

www.monoprice.com