

Window treatments



Different types of curtain arrangements serve both a functional and a visual purpose in your home. Visually they can enhance your style or change a room's proportions. Functionally, curtains and blinds block light, create privacy and absorb sound. They can also help to make your home cool or warm. Curtains and blinds also provide shade which protects furniture and creates a comfortable temperature for plants and animals. With layers of different types of curtains, you can transform your window into a cozy and constantly changing view. It's beauty with practical features. Let these solutions guide you to the everyday escape you want.

A high standard of accuracy has been sought in the preparation of this buying guide. We apologize for, but will not be bound by or responsible for, errors and omissions in this buying guide.

Not all products may be available in all stores. See what is available at your local store by visiting [IKEA-USA.com](https://www.IKEA-USA.com). For more detailed product information, see the price tag or visit [IKEA-USA.com](https://www.IKEA-USA.com). All products shown require assembly. All textiles shown are imported.



GOOD TO KNOW

When it comes to windows, one size does not fit all. Windows are built in different ways, and we all have different needs regarding curtains — whether your needs are privacy, light control, noise reduction, or just creating a beautiful window. Part of the secret to creating a functional window using several layers is to measure your window properly.

1. Measure the width of window

This determines the width of the curtain rod or track rail needed.

- Measure the width of your window from edge to edge of the wood frame.
- Add at least 6" for each side of the window.
- Ensuring maximum width for the curtain rod allows the curtains to be pulled fully to the side when opened.

2. Measure the height of window

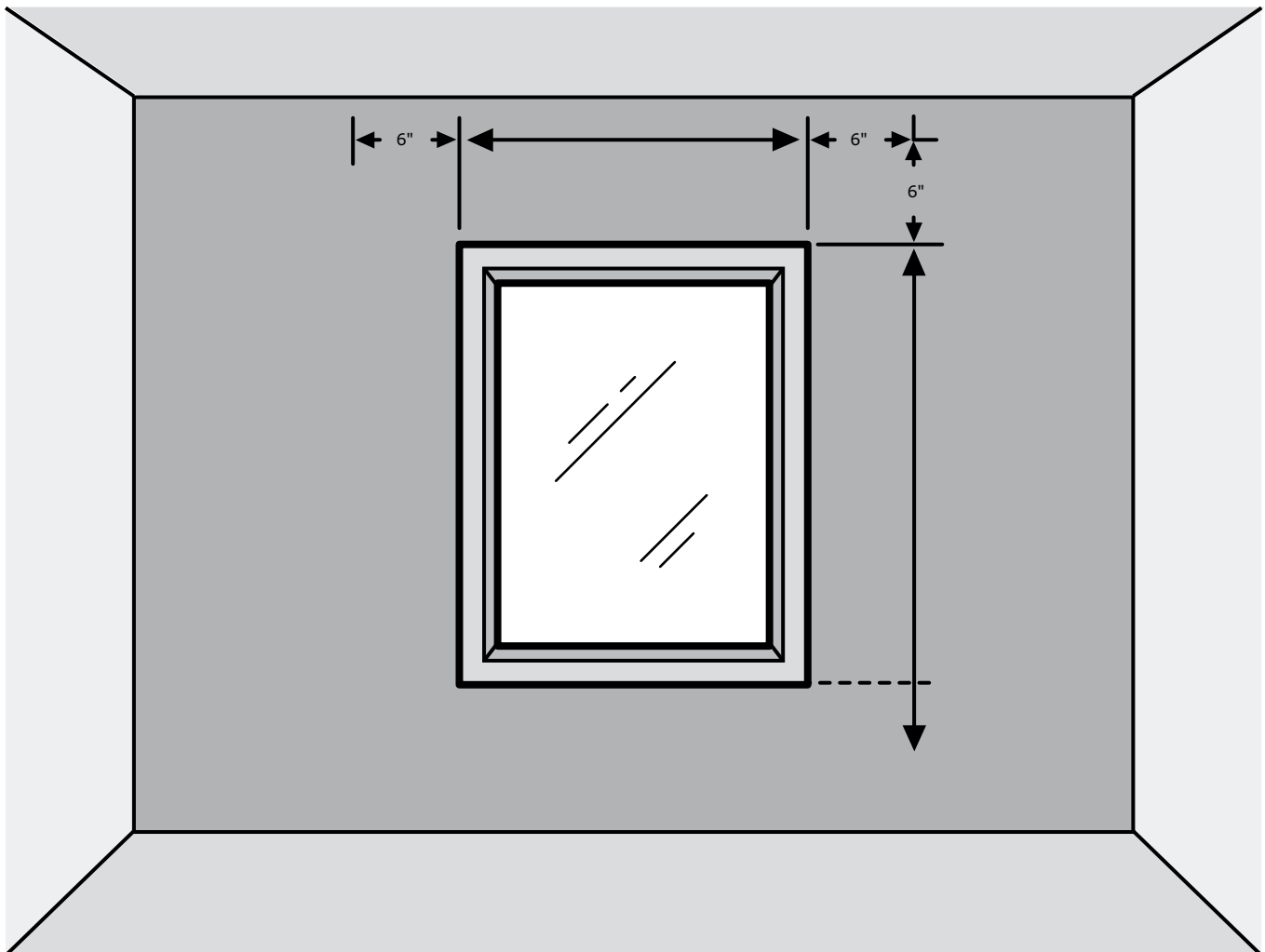
This determines the length of your curtains.

- Measure from the top of the window frame and stop where you want the curtains to end.
- Adding 6" to the upper measurement gives space for your curtain rod or track rail.
- Hanging the curtains from ceiling to floor will create a visual appearance that the room is larger.

3. How many panels do I need?

To create a full window solution, the right number of panels are needed.

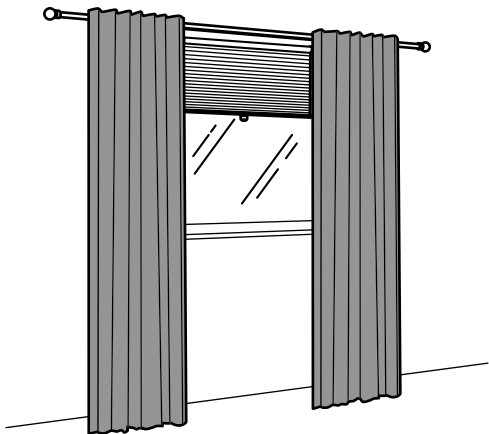
- Multiply the curtain rod width by 2, or for a fuller look by 2.5.
- Divide that number by the panel width to determine the number of panels needed.



PRIVACY

We love to see what’s outside, but sometimes we want to shut out things like sunlight and curious eyes. With curtains and blinds you don’t have to choose. They allow you to filter the


light, create privacy and reduce the glare on television and computer screens — while allowing you to enhance your style.



- The blind lowers the general light level and provides privacy by preventing people outside from seeing directly into the room.
- The honeycomb structure inside creates a layer of insulation which helps reduce heating costs.

Parts used in this example


BEKRAFTA Curtain rod set, 47¼-82¾", Black	304.896.83	1 pc
HOPPVALS Cellular blind, 34×64", White	704.314.02	1 pc
VILBORG Room darkening curtains, 1-pair, 57×98", Beige	002.975.53	1 pc



- The grommets allows you to hang the curtains directly on a curtain rod for easy gliding.
- The blinds filter light and reduce reflections on TV and computer screens.
- The length of the curtain rod is adjustable.

Parts used in this example

HUGAD Curtain rod, 47-83", White	102.171.41	1 pc
BETYDLIG Wall/ceiling bracket, White	302.198.89	2 pcs
RAFFIG Finials, 1-pair, White	502.171.82	1 pc
SKOGSKLÖVER Roller blind, 34×76¾", White	004.313.92	1 pc
MERETE Room darkening curtains, 1-pair, 57×98", White	401.119.87	1 pc



- The blackout curtains block out most of the general light and provide privacy by preventing people outside from seeing directly into the room.

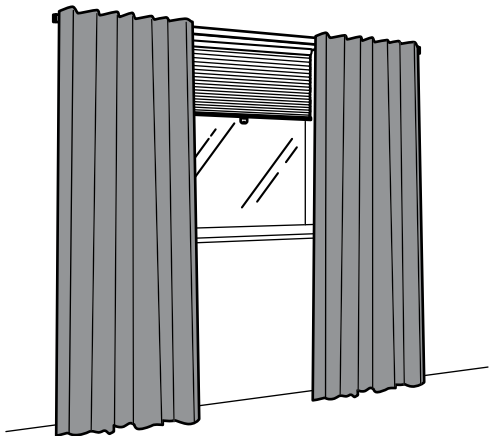
Parts used in this example

VIDGA Single track rail, 55", White	204.929.16	1 pc
VIDGA Wall bracket, 4¾", White	702.991.48	2 pcs
VIDGA Glider with hook, White	204.830.02	1 pk
TRIPPEVALS Blackout cellular blind, 34×76¾", White	705.065.72	1 pc
ROSENMOTT Blackout curtains, 1-pair, 57×98", Dark green	105.390.66	1 pc

SLEEP

We sleep one third of our lives, and a good night's sleep is important for us to feel well and rested. To make your choice

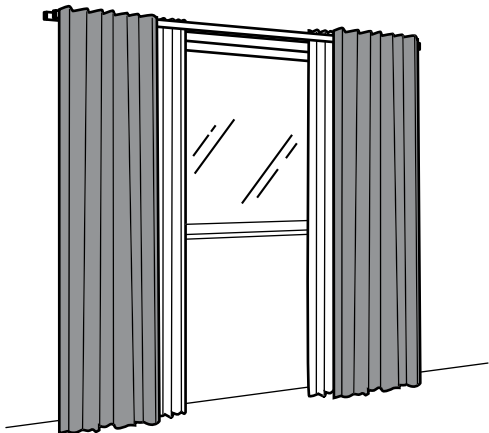
easier, we've gathered these combinations which can help you to reduce noise, block light and create a snug place to sleep.



- The densely woven curtains darken the room and provide privacy by preventing people outside from seeing into the room.
- May help you reduce heating costs as the air inside the honeycomb structure creates a layer of insulation.
- The rail can be cut to the desired length with a hacksaw.
- The ceiling fitting mounts VIDGA track rail to the ceiling with no visible screws. *VIDGA ceiling mounting hardware is included in the rail track packaging.*

Parts used in this example

VIDGA Single track rail (includes ceiling mount hardware), 55", White	204.929.16	1 pc
VIDGA Glider with hook, White	204.830.02	1 pk
TREDANSEN Blackout cellular blind, 38×76¾", White	905.124.64	1 pc
SANELA Room darkening curtains, 1-pair, 55×98", Gray-green	002.975.53	1 pc



- With blackout curtains your sleep won't be disturbed by moonlight and street lights — or be woken by the sun when you want to sleep in late.
- The curtains can be used on a curtain rod or a curtain track.

Parts used in this example

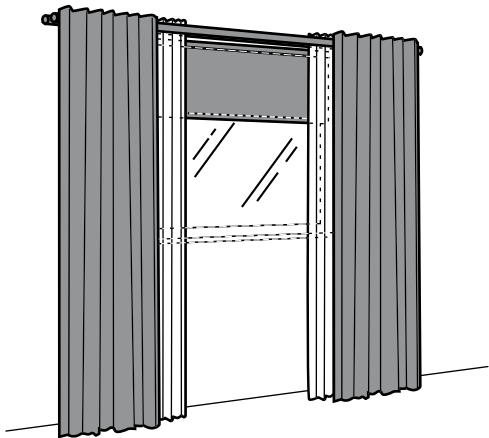
VIDGA Single track rail, 55", White	204.929.16	2 pcs
VIDGA Wall bracket, 4¾", White	702.991.48	2 pcs
VIDGA Glider with hook, White	204.830.02	2 pks
MAJGULL Blackout curtains, 1-pair, 57×98", Dark turquoise	604.881.11	1 pc
GJERTRUD Sheer curtains, 1-pair, 57×98", White	703.867.15	1 pc

*Refer to VIDGA and RACKA/HUGAD/BETYDLIG buying guides for curtain rods and track system detail.

MULTIFUNCTIONAL

During the day, the light changes and also the needs we have regarding our windows. With these solutions, you can block light or let it in, keep your room warm or cool, stop reflections

on screens, get both privacy and a view or just make your room more cozy. The different layers of textiles also provide you with insulation against the cold of winter and the heat of summer.

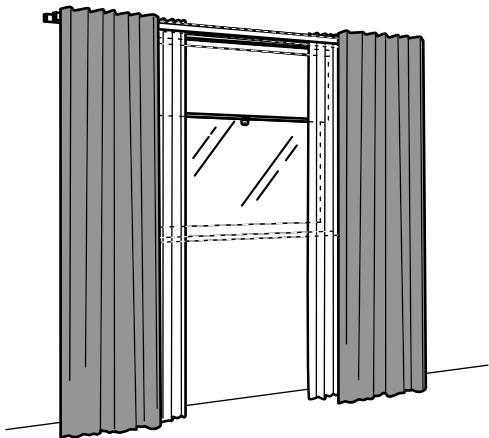


With blackout curtains your sleep won't be disturbed by moonlight and street lights — or be woken by the sun when you want to sleep in late.

The curtains can be used on a curtain rod or a curtain track.

Parts used in this example

BUGAD Curtain rod, 47-83", Black	302.171.35	2 pcs
BETYDLIG Wall/ceiling bracket, Black	602.172.28	2 pc
BETYDLIG Curtain rod holder, Black	502.198.93	2 pcs
RAFFIG Finials, 1-pair, Black	202.199.36	1 pc
FRETUR Blackout roller blind, 38×76¾", Light gray	503.810.16	1 pc
HILLEBORG Blackout curtains, 1-pair, 57×84", Gray-	005.128.16	1 pc
MATILDA Sheer curtains, 1-pair, 55×98", White	101.119.84	1 pc



- With blackout curtains your sleep won't be disturbed by moonlight and street lights — or be woken by the sun when you want to sleep in late.
- The sheer curtains let the light through but provide privacy so they are perfect to use in a layered window solution.

Parts used in this example

VIDGA Single track rail (includes ceiling mount hardware), 55", White	204.929.16	2 pc
VIDGA Glider with hook, White	204.830.02	2 pk
SKOGSKLÖVER Roller blind, 38×76¾", White	104.313.96	1 pc
BLÅHUVA Blackout curtains, 1-pair, 57×98", Dark blue	605.191.03	1 pc
HILJA Curtains, 1-pair, 57×98", White	504.308.18	1 pc

Complete your window solution with your own choice of curtains.

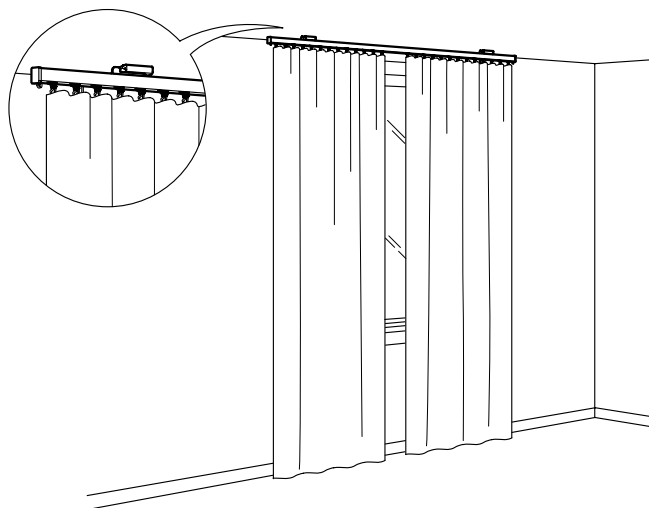
More curtains available in the store and online.

VIDGA

VIDGA is the foundation of our range for windows and a good starting point for working with layered solutions that meet your needs and dreams. It's easy to install and has clean lines that fit both modern and traditional window solutions.

Explore all the possibilities when it comes to hanging your curtains with VIDGA curtain systems. Easy to install and use.

Single-layer

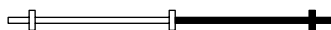


1. One VIDGA single track rail 55" mounted to the ceiling. The curtains are attached using VIDGA glider and hooks.

Parts used in this example

VIDGA Single track rail (includes ceiling mount hardware), 55"	204.929.16	1 pc
VIDGA Glider/hooks, 24pk	204.830.02	1 pk

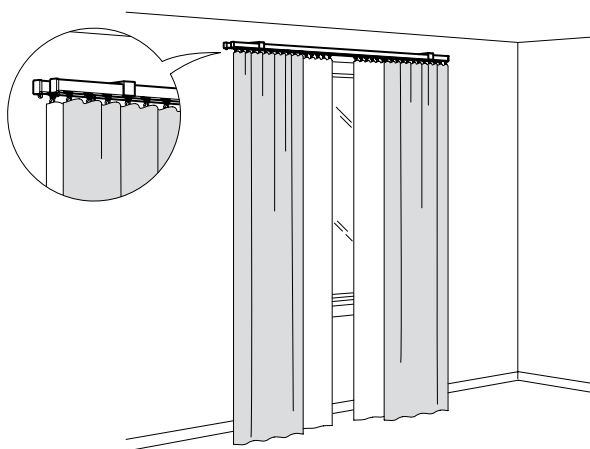
If you'd like to **double the width of the combination***, follow the shopping list below:



VIDGA Single track rail (includes ceiling mount hardware), 55"	204.929.16	2 pcs
VIDGA Glider/hooks, 24pk	204.830.02	2 pks

You can switch to short 2¼" or long 4¾" wall brackets for a wall-mounted solution. Wall brackets sold separately.

Double-layer



2. Create a double-layered solution using two VIDGA single track rails, 55" each, mounted to the wall parallel to each other, using the 4¾" deep wall brackets. By using two layers of curtains, you will have privacy day and night — close the sheer curtains in the day and the outer curtains for the night.

Parts used in this example

VIDGA Wall bracket, 4¾"	702.991.48	2 pcs
VIDGA Single track rail, 55"	204.929.16	2 pcs
VIDGA Glider/hooks, 24pk	204.830.02	2 pks

If you'd like to **double the width of the combination***, follow the shopping list below:



VIDGA Wall bracket, 4¾"	702.991.48	3 pcs
VIDGA Single track rail, 55"	204.929.16	4 pcs
VIDGA Glider/hooks, 24pk	204.830.02	4 pks

VIDGA

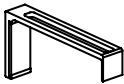
VIDGA track rails come packaged with ceiling mounting hardware. Wall brackets are optional and sold separately.

ALL THE PARTS



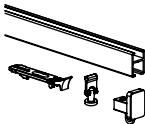
VIDGA Wall bracket White. The shorter, 2¼" deep wall fitting brings curtains closer to the wall to help block out light and allow a good night's sleep. Good when using one layer window solutions.

One wall fixture, depth 2¼".	102.991.51
------------------------------	------------



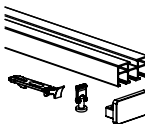
VIDGA Wall bracket White. The longer, 4¾" deep wall bracket is perfect for multi-layered window solutions using multiple parallel VIDGA rails.

One wall fixture, depth 4¾".	702.991.48
------------------------------	------------



VIDGA Single track rail including ceiling mount hardware White. Single track works well with curtains, especially when using multiple layer curtain solutions. The 4¾" depth can accommodate the fullness of fabrics for easy movement opening and closing.

L55".	204.929.16
-------	------------



VIDGA Triple track rail including ceiling mount hardware White. Triple track rail works best when using curtain panels, as the panels are very close together in depth. Don't forget the VIDGA Panel holders! One package per panel is required.

L55".	704.928.86
-------	------------



VIDGA Corner piece, single track White. Makes it possible for curtains to go around corners. By finishing each end of the rail with corners, curtains can keep the light out on the sides. The rail can be mounted to the wall or ceiling using appropriate fittings. The ceiling fittings are included, wall fittings are sold separately.

One wall fixture, 4¾"	304.983.81
-----------------------	------------



VIDGA Gliders with hooks For easy hanging of curtains with VIDGA curtain hanging system. Makes it super easy to move and arrange your curtains. Suitable for curtains with gathering tape. One package is enough for two curtain panels. If you want the pleated look, add RIKTIG Curtain hooks, sold separately.

White	204.830.02	24pk
-------	------------	-------------



RIKTIG Curtain hooks Alternative hook that can be used with VIDGA gliders on VIDGA curtain hanging system. Makes a pleating effect while smoothly moving and arranging your curtains. Suitable for curtains with gathering tape. One package is enough for two curtain panels.

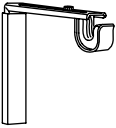
White	402.122.03	20pk
-------	------------	-------------



VIDGA Panel curtain holders White. One package per panel is required. These holders makes it a little less of a struggle to hang panel curtains, so you can easily change them as often as you like to give the room a fresh new look. To be used with VIDGA track rail.

W23½".	504.830.05	2pk
--------	------------	------------

CURTAIN RODS AND SYSTEMS



BETYDLIG Wall/ceiling bracket

Black	602.172.28
White	302.198.89



BETYDLIG Curtain rod holder

Black	502.198.93
White	602.198.97



RÄCKA Curtain rod, 28-47".

Black	002.171.65
White	702.213.95



RÄCKA Curtain rod, 47-83".

Black	302.171.59
White	902.171.61



RÄCKA Curtain rod, 47-83".

Black	702.171.57
White	402.171.49



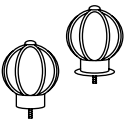
HUGAD Curtain rod, 47-83".

Black	302.171.35
White	102.171.41




HUGAD Curtain rod, 83-152".

Black	502.171.39
White	302.171.40



BLÅST Finials, 1 pair.

Black	402.172.48
-------	------------



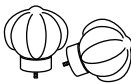
INSEKTSMAL Finials, 1 pair.

Glass/black	605.612.72
White/glass	105.493.67



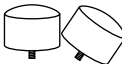
PADDFOT Finials, 1 pair.

Metal/black	205.612.74
Metal/white	405.612.68



PALPMOSSMAL Finials, 1 pair.

White	305.493.66
-------	------------



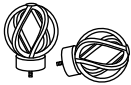
RAFFIG Finials, 1 pair.

Black	202.199.36
White	502.171.82



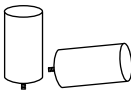
STINKSYSKA Finials, 1 pair.

Black	205.648.71
-------	------------



TALLBARSMAL Finials, 1 pair.

Black	505.493.65
White	405.612.73



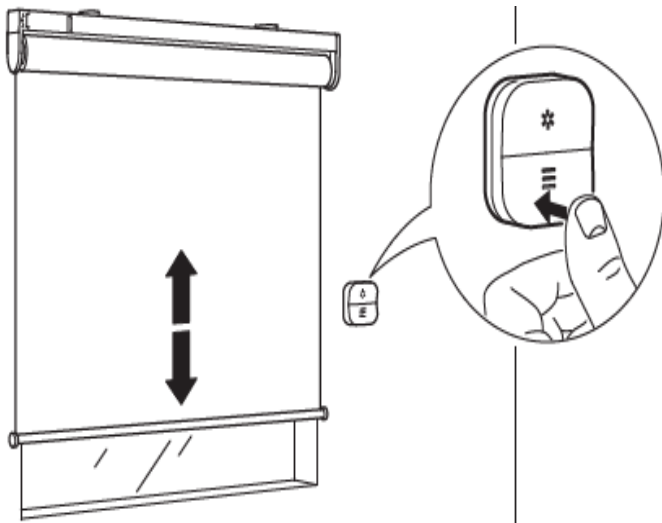
UDDNATE Finials, 1 pair.

Black	305.648.75
White	205.612.69

WIRELESS MOTORIZED BLINDS

Wireless smart blinds darken your bedroom with a push on the remote control. By connecting this product to DIRIGERA hub,

you get even more out of it and can also control it, together with other smart products, in the IKEA Home smart app.

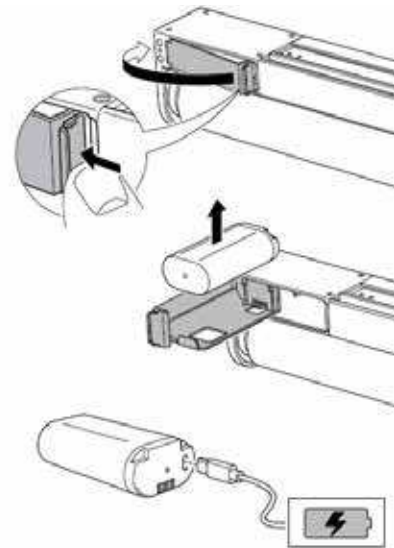


- You can control your blinds wirelessly to adapt to the light or create privacy depending on the activity taking place in the room.
- You can use DIRIGERA hub and IKEA Home smart app to:
 - Create several groups of wireless blinds and control them in different ways.
 - Set your wireless blinds to go up and down with a timer.

Parts used in this example

FYRTUR Blackout roller blind, wireless/
battery operated, 30×76¾"

904.174.62



- Remote control included.
- One rechargeable battery included.
- Battery charger included.
- For the blinds wireless functions to work, the zigbee repeater (included in the package) needs to be plugged in to a power socket within 32 feet of the blind.
- The blind comes pre-paired with the remote control and the zigbee repeater.
- You need the DIRIGERA hub to use the IKEA Home smart app, available for free download via Google Play or App Store, depending on which mobile device you have.
- We continuously update the IKEA Home smart app with more functions and possibilities.

ADDITIONAL OPTIONS



DIRIGERA Hub You can use the DIRIGERA hub and IKEA Home smart app to create several groups of wireless blinds and control them in different ways. You can also set them to go up and down with a timer.

White

505.034.14

BLINDS


MOTORIZED BLINDS



FYRTUR Motorized blackout roller blind With blackout blinds you won't get your sleep disturbed by moonlight and street lights — or be woken by the sun when you want to sleep in late. Soft closing function. Can be mounted inside or outside the window frame, or on the ceiling. The blind is cordless for increased child safety.

Light gray

23×76¾"	304.174.60
27×76¾"	104.174.61
30×76¾"	904.174.62
32×76¾"	704.174.63
34×76¾"	504.174.64
36×76¾"	204.174.65
38×76¾"	004.174.66
48×76¾"	504.174.59



PRAKTLYSING Motorized cellular blind

The honeycomb structure inside creates a layer of insulation which helps reduce heating costs. Can be mounted inside or outside the window frame, or on the ceiling. Wireless control with included remote, or IKEA Home Smart app.

White

23×76¾"	605.142.47
27×76¾"	305.142.58
30×76¾"	905.142.60
32×76¾"	405.142.72
34×76¾"	005.142.74
36×76¾"	505.142.76
38×76¾"	105.142.78
48×76¾"	905.142.36




TREDANSEN Motorized cellular blind

The honeycomb structure inside creates a layer of insulation which helps reduce heating costs. Can be mounted inside or outside the window frame, or on the ceiling. Wireless control with included remote, or IKEA Home Smart app.

White

23×76¾"	805.124.45
27×76¾"	005.124.49
30×76¾"	605.124.51
32×76¾"	705.124.55
34×76¾"	505.124.56
36×76¾"	305.124.62
38×76¾"	905.124.64
48×76¾"	505.124.37

CELLULAR BLINDS



HOPPVALS Cellular blind The honeycomb structure inside creates a layer of insulation which helps reduce heating costs. Can be mounted inside or outside the window frame, or on the ceiling.

White

23×64"	704.313.98
27×64"	504.313.99
30×64"	104.314.00
32×64"	904.314.01
34×64"	704.314.02
36×64"	504.314.03
38×64"	304.314.04
48×64"	904.313.97

Gray

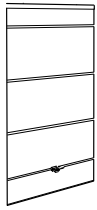
23×64"	303.864.30
27×64"	503.864.34
30×64"	003.864.36
32×64"	203.864.40
34×64"	803.864.42
36×64"	403.864.44
38×64"	903.864.46
48×64"	103.864.26

Beige

23×64"	805.670.70
27×64"	605.670.71
30×64"	405.670.72
32×64"	205.670.73
34×64"	005.670.74
36×64"	705.670.75
38×64"	505.670.76
48×64"	005.670.69


BLINDS

ROMAN AND PLEATED BLINDS



RINGBLOMMA Roman blind The length of the blind can be adjusted from 63" to 46½", 28¾" or 12¾". Can be used in all rooms and on all types of surfaces, even in damp areas such as bathrooms.

White	
23×63"	605.143.46
27×63"	405.143.47
30×63"	205.143.48
32×63"	005.143.49
34×63"	704.385.16
36×63"	805.143.50
38×63"	605.143.51
48×63"	904.385.15
White/green/stripe	
34×63"	604.910.76
48×63"	804.910.75



HORNVALLMÖ Top down/bottom up pleated blind


Choose black-out or light filtering. They can be mounted in many ways to create privacy or the perfect ambiance. Pull from top to bottom, or from bottom to top – or just cover a section in the middle of the window. Can be cut to fit different window types/sizes. Attaches firmly to glass surfaces with adhesive tape. For window frames or surfaces other than glass, mount the brackets with screws using drill or screwdriver.

Black-out

23×51"	905.566.60
34×51"	505.566.57


Light filtering

23×51"	705.566.61
34×51"	105.566.64



SCHOTTIS Blackout pleated blind Dark gray. Easy to attach to your window frame. No drilling needed. The blackout blind has a surface that blocks light from shining through. Can be easily cut to the desired size.

39¼×74¾"	104.313.77
----------	------------



SCHOTTIS Pleated shade White. Easy to attach to your window frame. No drilling needed. Can be easily cut to the desired size.

35½×74¾"	904.313.78
----------	------------

VENETIAN BLINDS



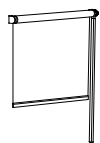
VECKLARFLY Venetian blind Venetian blinds allow you to adjust the slats from open to closed and everything inbetween. Tilt the slats backwards to deflect and diffuse the light coming in. Tilt them forwards to direct light into the room. You decide the right amount of light and privacy. Embedded cords allow safe use for all ages.

White

23×61"	605.837.35
27×61"	105.837.33
30×61"	905.837.34
32×61"	805.869.26
34×61"	505.837.31
36×61"	405.837.36
38×61"	205.837.37
48×61"	005.837.38

BLINDS

BLACKOUT ROLLER BLINDS



FRIDANS Blackout roller blind The unique rod is like a wand that magically positions the blind exactly where you want it. The block-out coating prevents all light from coming in — so you can enjoy sleeping in late in the morning. This blinds fabric is made of polyester from recycled PET bottles. Can be mounted inside or outside the window frame, or on the ceiling. The blind is cordless for increased child safety.

White

23×76¾"	103.969.39
27×76¾"	703.969.41
30×76¾"	503.969.42
34×76¾"	103.969.44
36×76¾"	803.969.45
38×76¾"	603.969.46
42×76¾"	303.969.43
48×76¾"	303.969.38

Blue

23×76¾"	203.969.48
27×76¾"	003.969.49
30×76¾"	803.969.50
34×76¾"	403.969.52
36×76¾"	203.969.53
38×76¾"	003.969.54
42×76¾"	603.969.51
48×76¾"	403.969.47



FÖNSTERBLAD Blackout roller blind With block-out blinds you won't have your sleep disturbed by moonlight and streetlights - or be woken by the sun when you sleep in late. Soft closing function. Can be mounted inside or outside the window frame, or on the ceiling. The blind is cordless for increased child safety

White

23×61"	705.387.09
27×61"	905.387.13
30×61"	405.387.15
34×61"	005.387.17
36×61"	605.387.19
42×61"	805.620.77
48×61"	605.620.78

Beige

23×61"	005.386.99
27×61"	405.387.01
30×61"	005.387.03
34×61"	505.387.05
36×61"	105.387.07
42×61"	205.620.75
48×61"	005.620.76



TRETUR Blackout roller blind With block-out blinds you won't get your sleep disturbed by moonlight and street lights — or be woken by the sun when you want to sleep in late. Soft closing function. Can be mounted inside or outside the window frame, or on the ceiling. The blind is cordless for increased child safety.

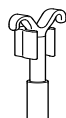
White

23×76¾"	604.911.04
27×76¾"	104.911.06
30×76¾"	704.911.08
32×76¾"	304.911.10
34×76¾"	904.911.12
36×76¾"	504.911.14
38×76¾"	004.911.16
48×76¾"	004.911.02

Light gray

23×76¾"	503.804.70
27×76¾"	403.804.75
30×76¾"	203.804.76
32×76¾"	603.804.79
34×76¾"	003.810.14
36×76¾"	703.810.15
38×76¾"	503.810.16
48×76¾"	803.804.64

ACCESSORY

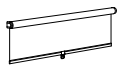


RIKTIG Draw rod Makes it easy to pull down or push up a cordless roller blind.

28¾–52¾"	303.162.96
----------	------------

BLINDS

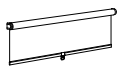
ROLLER BLINDS



LÅNGDANS Roller blind This sheer fabric roller blind blends in well in any setting. It give you a light and airy home while filtering out unwanted glare. The 37½" drop height suits taller windows and balcony doors. Can be mounted inside or outside the window frame, or on the ceiling. The blind is cordless for increased child safety.

Gray


23×76¾"	704.741.23
27×76¾"	204.741.25
30×76¾"	804.741.27
34×76¾"	204.741.30
36×76¾"	804.741.32



SANDVEDEL Roller blind This sheer fabric roller blind blends in well in any setting. It give you a light and airy home while filtering out unwanted glares. The 37½" drop height suits taller windows and balcony doors. Can be mounted inside or outside the window frame, or on the ceiling. The blind is cordless for increased child safety.

Beige

23×76¾"	804.740.52
27×76¾"	404.740.54
30×76¾"	904.740.56
34×76¾"	504.740.58
36×76¾"	904.740.61

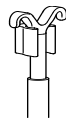


SKOGSKLÖVER Roller blind Filters the outside light and creates a comfortable feeling in the room. Soft closing function. Can be mounted inside or outside the window frame, or on the ceiling.

White

23×76¾"	704.313.84
27×76¾"	204.313.86
30×76¾"	804.313.88
32×76¾"	404.313.90
34×76¾"	004.313.92
36×76¾"	604.313.94
38×76¾"	104.313.96
48×76¾"	104.313.82

ACCESSORY



RIKTIG Draw rod Makes it easy to pull down or push up a cordless roller blind.

28¾–52¾"

303.162.96

SERVICES

IKEA products are designed to be taken home and assembled by you. That way, you'll save the most money. But if you would like some help, we can offer a range of services. Assembly and delivery services fulfilled by an Independent Service Provider. Contact your local IKEA store or visit the IKEA website for details: [IKEA-USA.com/services](https://www.IKEA-USA.com/services)



DELIVERY SERVICE

Most of our products are designed and packaged so that you can take them home yourself. If you prefer, we can arrange for delivery of your purchases directly to your home or business. Same day, next day or same week deliveries are available. We can also arrange for delivery at a later date if you would like.



TASKRABBIT ASSEMBLY SERVICE

All IKEA products are designed to be assembled by you, but you don't have to. We've partnered with TaskRabbit to connect you with a network of independent 'Taskers' who can provide quick and convenient assembly and mounting services for your IKEA purchases made online and in stores. You can schedule assembly service for as soon as the same day, with the Tasker of your choice. Visit TaskRabbit.com/IKEA or see a co-worker for more details.

Services and prices may vary, please see [IKEA-USA.com/services](https://www.IKEA-USA.com/services) or talk to us in your local IKEA store.

SAFETY

How safe are your windows?

The truth is that the area around your window can be a threat, especially for young children. Did you know that blinds and curtains with hanging strings are actually a strangulation risk for children?

For us, children are the most important people in the world, so we work hard to make homes safer. For us, it's not enough to minimize the risk. We want to remove it completely. So we decided to change our range of blinds and curtains by developing alternative solutions that completely eliminate the risk of strangulation.

To prevent children from getting stuck in loose strings, we've removed the drawstring from all of our blinds. They are still easy to roll up and pull down — just grab the plastic tab in the middle and pull. For high windows, you easily complete with RIKTIG draw rod. The blinds can be adjusted to any height.

And our curtains have no drawstring, which means children stay safe around them.