

Getting Started with LG webOS TV

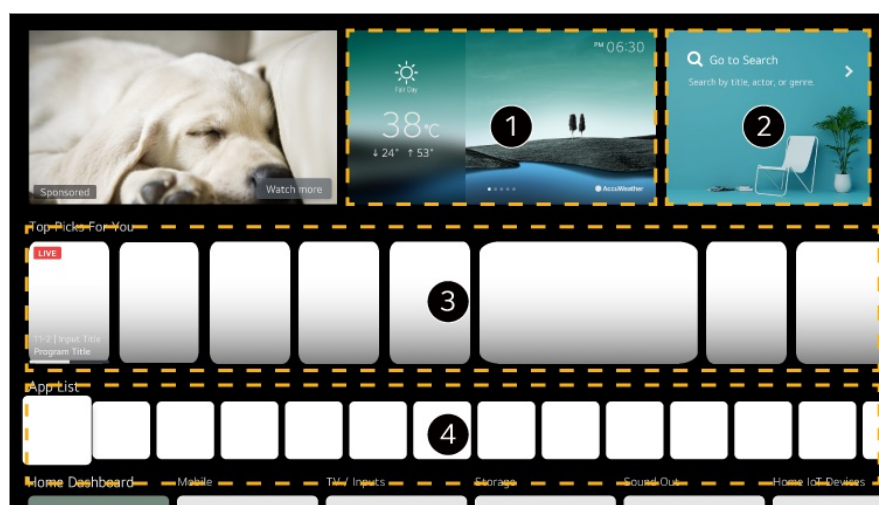
Using the Home Feature of the LG webOS TV

You can open the Home screen by pressing the  button on your remote control.

You can use more features by scrolling the **Wheel (OK)** button on the Magic Remote.

- When using a standard remote control, press the  button on the remote control.

You can open apps and content or use various features of the smart TV.



- 1 You can check weather information and useful TV features.

- 2 Launch **Search**.



To see the details, click the **Apps and Content** → **Content Search** in **User Guide**.

- 3 You can get recommendations from various channels and programmes.

If you are currently watching a programme, you can press the first item to return to that channel.

- You must log in to your LG account to get personalized content recommendations.
- You must connect to the network to use the recommendation feature.

- 4 You can run, move, and delete the apps installed on your TV.

- **App List** and **Top Picks For You** are automatically shown on the screen each time the TV is turned on. To disable this feature, go to  →  → **General** → **System** → **Additional Settings** → **Home Settings** and set **Home Auto Launch** to **Off**.
- The availability of and access to Contents and Services in LGE Device are subject to change at any time without prior notice.
- Available features vary depending on the region or service.