FLUX PRO WHITE

Full Tower Case



FLOW LUXURY

FLUX Platform, abbreviation of Flow Luxury, features ultra case structure design for excellent airflow and 6 fans included, delivering enhanced GPU cooling performance.

- *FLUX Platform Patent Number: 11259440*

FLUX AIRFLOW

Multi directional vent design, featuring extensive air intakes at the bottom, power supply chamber and lower sides, along with top vents and large-area mesh at the front, creating a dedicated Antec Flux airflow channel.


1 X
Tranquil 140
140mm PWM fan
2 X P12 Reverse
120mm PWM fan
3 X
Tranquil 140
140mm PWM fans

MULTI-DIRECTIONAL VENT DESIGN

▼ Front panel & Lower right side (1.2mm fine mesh)



▲ Left side panel & Top of PSU chamber (1.2mm fine mesh)

▼ Top panel



PRE-INSTALLED

6 X HIGH-PERFORMANCE PWM FANS

2X

P12R PWM **Reverse**

- Fan Speed | 600±200-1600±200 RPM
- Airflow | 61.46 CFM
- Noise | 27.4 dB(A)

4X

Tranquil 140

- Fan Speed | 450±100-1500±150 RPM
- Airflow | 86.96 CFM
- Noise | 27.6 dB(A)

WITH BUILT-IN ARGB & PWM FAN CONTROL HUB IN SYNC WITH M/B

FLUX VERTICAL COOLING

Air intake via the PSU chamber maximizes heat dissipation while enhancing the intake effect for the graphics card.



FLUX HORIZONTAL



COOLING

Air intake via the front mesh provides smooth venting channel throughout the case.



PREMIUM WOOD

Front panel is crafted with a combination of metal mesh and wood (birch) to create a high-quality texture with different materials, integrating seamlessly into your home design.



*Real Birch

INNOVATIVE iShift PSU 90° MOUNT

In addition to the standard PSU mount orientation, a 90-degree rotated option powered by the included extension cable is available. Plug in the cable connector from the right side, routing has never been easier.

Support 180mm long PSU.



Reorienting the power supply enlarges the air intake at the bottom.

PSU INSTALLATION

Left side of PSU chamber is detachable, making it easy to install the power supply.



PSU SIDE MOUNT GUIDE

Compatible with various power interface layouts:

PSU Type A



Best routing and installation method of PSU extension cable

PSU Type B



Best routing and installation method of PSU extension cable

PSU Type C



Best routing and installation method of PSU extension cable

PSU Type D



Best routing and installation method of PSU extension cable

42.8
45.2
Antec

CPU/GPU DUAL TEMPERATURE DISPLAY

Intuitive hardware temperature display design with 4 different modes:

1. GPU & CPU On
2. GPU & CPU Off
3. Only CPU On
4. Only GPU On

**Antec iUnity software must be installed.*

ANTEC iUnity

The Antec iUnity provides instant data on PC specs, loads, and usage.


SETTINGS
*Language
&GPU Selection
CPU
MOTHERBOARD
RAM
GPU
ROG MAXIMUS Z790 HERO
CPU
Intel
82
RAM
51%
NVIDIA
GPU
45
STORAGE
CPU USAGE
GPU USAGE
STORAGE

Download

REMOVABLE TOP COOLING BRACKET

Mount the fans/radiators on the cooling bracket first and install the cooling bracket back to the case.











Remove the bracket.



No obstructions of the bottom-up airflow.

REMOVABLE COOLING BRACKET ON TOP OF PSU SHROUD

When fans (2 available) are installed on the case bottom, remove the top shroud bracket to maximize the airflow, fulfilling the optimal vertical cooling scheme.



REMOVABLE COOLING BRACKET ON TOP OF PSU SHROUD

Remove all three PSU shroud covers to install 3 x 120mm fans or a 360mm push-pull radiator.

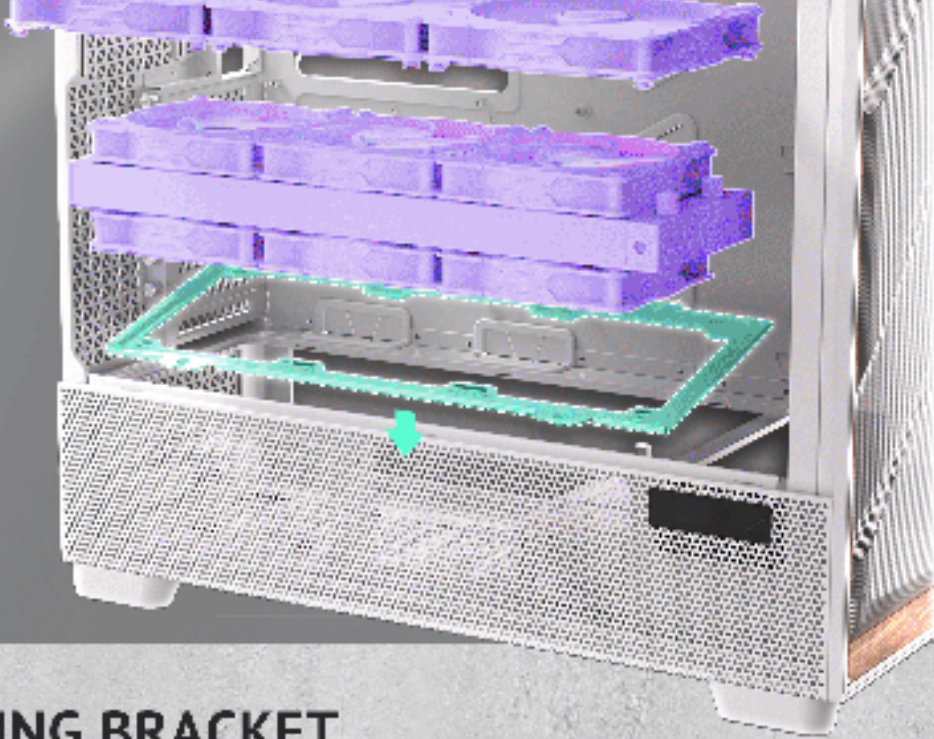

REMOVABLE FRONT COOLING BRACKET

1. Vertically adjustable to 5 positions to fit the huge top AIO.
2. Full cut-out design for enhanced air intake.
3. Can install fans or radiators.




360mm
Regular Radiator (Thickness: 27mm)
&
Regular Fan (Thickness: 25mm)
3rd Position


420mm
Regular Radiator (Thickness: 27mm)
&
Regular Fan (Thickness: 25mm)
4th Position


420mm
Thick Radiator
(Thickness: 45mm)
&
Regular Fan
(Thickness: 25mm)
5th Position


420mm
Thick Radiator
(Thickness: 45mm)
&
Thick Fan
(Thickness: 30mm)
5th Position

RECOMMENDED WATER COOLING CONFIGURATION


#1
TOP
420mm
Radiator
70mm
5th Position
FRONT
360mm
PUSH-PULL
Radiator
60mm
30mm


#2
TOP
420mm
Radiator
70mm
5th Position
PSU SHROUD
360mm
PUSH-PULL
Radiator
75mm
100mm
FRONT
360mm
Radiator

FAN & RADIATOR SUPPORT

Can only accommodate Top 420mm + Front 360mm radiator, or Front 420mm + Top 360mm radiator at the same time.

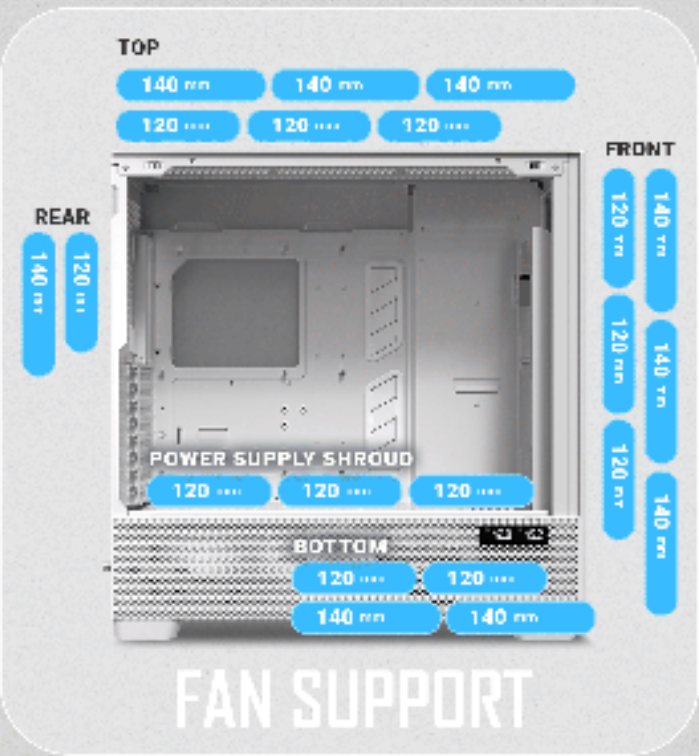
TOP
140 mm
140 mm
140 mm
120 mm
120 mm
120 mm
REAR
140 mm
120 mm
FRONT
120 mm
120 mm
120 mm
140 mm
140 mm
140 mm
POWER SUPPLY SHROUD
120 mm
120 mm
120 mm
BOTTOM
120 mm
120 mm
140 mm
140 mm

FAN SUPPORT

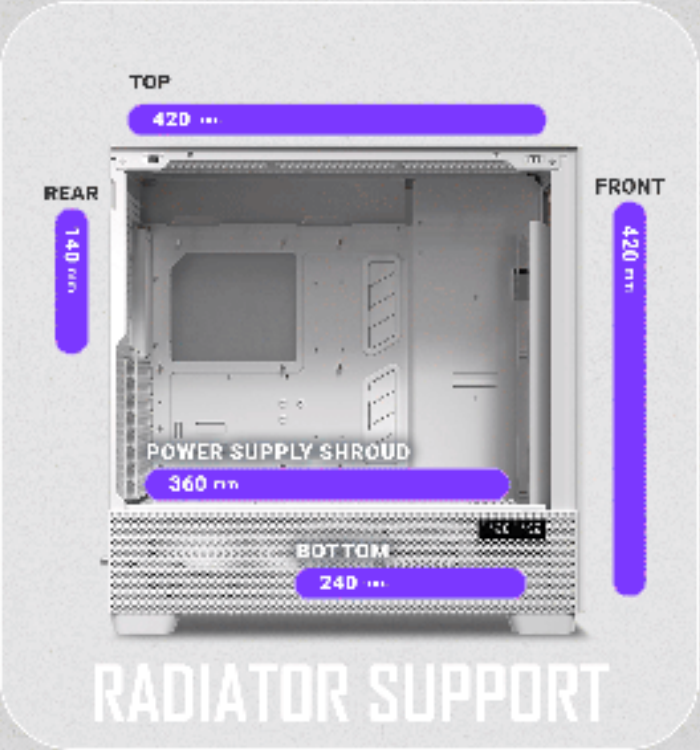
TOP
420 mm
REAR
140 mm
FRONT
420 mm
POWER SUPPLY SHROUD
360 mm
BOTTOM
240 mm

RADIATOR SUPPORT

SUPPORT VERTICAL GPU MOUNT WITH VERTICAL BRACKET

Fully-open PCI slot covers can be removed to install the graphics card vertically.

TOOL-FREE PANEL DESIGN

TOP PANEL
FRONT PANEL


▪ LEFT GLASS PANEL
▪ LEFT METAL PANEL


▪ RIGHT METAL PANEL

OPTIMAL CABLE ROUTING EXPERIENCE

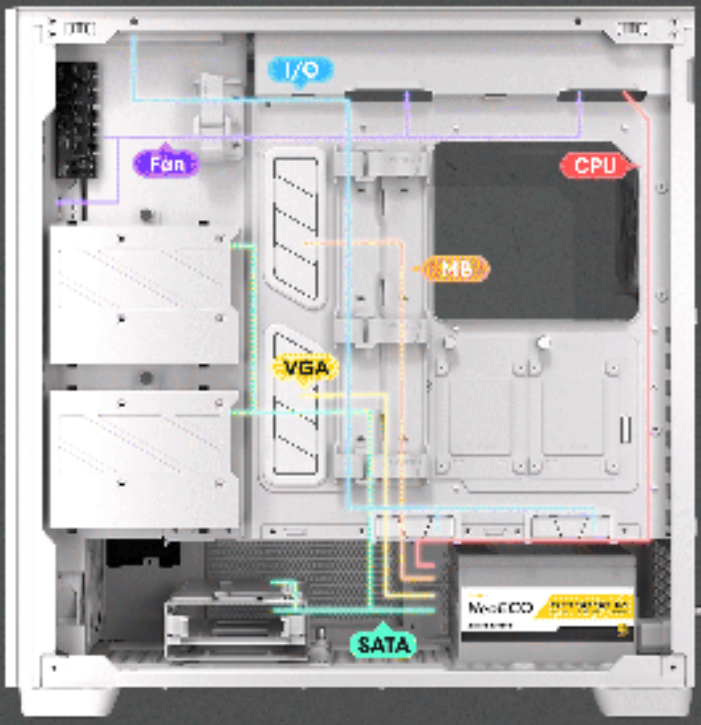
I/O
Fan
CPU
MB
VGA
SATA

▲ For regular rear-mount PSU


I/O
Fan
CPU
MB
VGA
SATA

▲ For iShift side-mount PSU


For Fan & I/O Cables
For PSU & Accessory Cables
Antec
A
B
For CPU Power Cables

CABLE MANAGEMENT

- **A** Cable tie **X3**
- **B** Velcro strap **X3**

MODULAR HARD DRIVE CAGE



Hard drive cage can be detached from the bottom plate. ▶



▲ Can be adjusted left and right at the case bottom.

▲ And can be removed to install fans.



▲ Flexible installation positions.
(Same installation way as for the fan)

Cage along with the bottom plate can be moved to 120mm fan positions. ▶



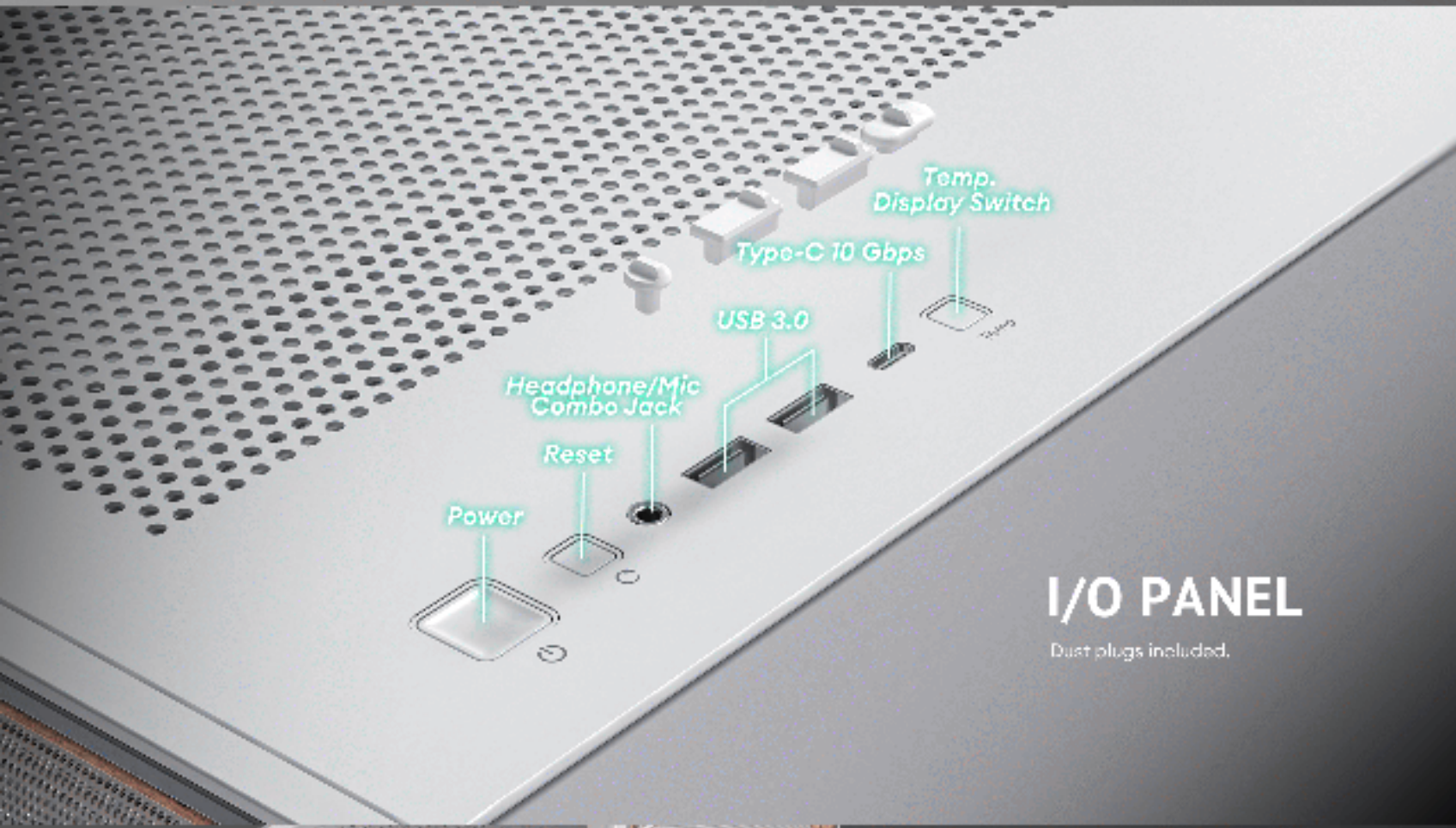
Temp.
Display Switch
Type-C 10 Gbps
USB 3.0
Headphone/Mic
Combo Jack
Reset
Power

I/O PANEL

Dust plugs included.



BOTTOM FULL-SIZE PULL-OUT DUST FILTER

For easy cleaning and strong dust prevention.

EXTENSIVE INTERIOR

· *Motherboard support*	*E-ATX(≤285mm), ATX, Micro-ATX, ITX*
· CPU cooler max height	≤ 190 mm
· *GPU max length*	≤ 455 mm

· *Power Supply max length*	*(Include cable) ≤ 180/300mm (with HDD)* *(Include cable) ≤ 470mm (without HDD)* *(Not include cable) ≤ 180mm (side mount)*
· *3.5" / 2.5"*	*4 / 4*
· 2.5"	*2*


CPU
GPU
Motherboard
42.8
45.2


HDD/SSD
HDD/SSD
SSD
SSD
HDD/SSD
HDD/SSD
Power Supply

SPECIFICATION

Main Spec

Motherboard Support	E ATX(≤285mm), ATX, Micro ATX, ITX
Form Factor	Full Tower
Case Material	Steel + Plastic + Glass + Wood
Side Window Material	4mm Tempered Glass
I/O Ports	Power, Reset , USB 3.0 x 2, Type-C 10 Gbps x 1, Headphone/Mic Combo Jack, Temp. Display Switch
Case Dimensions (DxWxH)	530 x 245 x 545 mm
Box Dimensions (DxWxH)	623 x 347 x 649 mm

Compatibility & Clearances

CPU Cooler Max Height	≤ 190mm
GPU Max Length	≤ 455mm
Power Supply Max Length	(Include cable) ≤ 180/300mm (with HDD) (Include cable) ≤ 470mm (without HDD) (Not Include cable) ≤ 180mm (side mount)

Fan Support

Front	3 x 120mm / 3 x 140mm
Top	3 x 120mm / 3 x 140mm
Power Supply Shroud	3 x 120mm
Bottom	2 x 120mm / 2 x 140mm
Rear	1 x 120mm / 1 x 140mm
Included Fan(s)	3 x 140mm Tranquil PWM fans in front + 2 x 120mm P12 Reverse PWM fans on PSU shroud + 1 x 140mm Tranquil PWM fan in rear

Radiator Support

Front	Up to 420mm
Top	Up to 420mm
Power Supply Shroud	Up to 360mm
Bottom	Up to 240mm
Rear	Up to 140mm

Expansion Slots

Standard	8

Drive Bays

3.5" / 2.5"	4 / 4
2.5"	2

General

Dust Filter	Bottom
Net Weight	13.00 kg
Gross Weight	15.65 kg
Warranty	2 years
UPC#	0-761345-10155-4 (FLUX PRO White) 0-761345-10156-1 (FLUX PRO White_EUV)