



**Affordable. Reliable. Home Improvement.**

## **METAL CONSOLE TABLE**

**MODEL: YJX-XGZ-007**

# VEVOR

Affordable. Reliable. Home Improvement.




## METAL CONSOLE TABLE

**MODEL: YJX-XGZ-007**



This is the original instruction, please read all manual instructions carefully before operating. VEVOR reserves a clear interpretation of our user manual. The appearance of the product shall be subject to the product you received. Please forgive us that we won't inform you again if there are any technology or software updates on our product.

## SAFETY INSTRUCTIONS

	<p>Warning-To reduce the risk of injury, user must read instructions manual carefully.</p>
	<p>Compliance is a CE security certification.</p>
	<p>This product is subject to the provision of European Directive 2012/19/EC. The symbol showing a wheeled bin crossed through indicates that the product requires separate refuse collection in the European Union. This applies to the product and all accessories marked with this symbol. Products marked as such may not be discarded with normal domestic waste, but must be taken to a collection point for recycling electrical and electronic devices</p>

### Assembly precautions

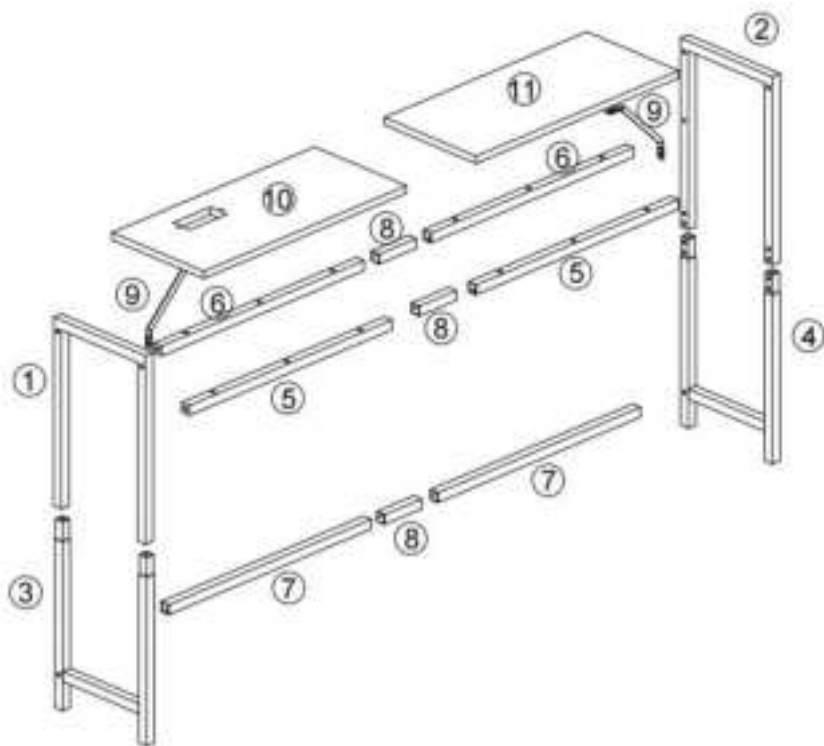
1. Assemble only according to these instructions. Improper assembly may create hazards.
2. Wear ANSI-approved safety goggles and heavy-duty work gloves during assembly.
3. Keep the assembly area clean and well-lit.
4. Keep bystanders out of the area during assembly.
5. Do not assemble if tired or when under the influence of alcohol, drugs or medication.
6. The product capabilities apply to properly and completely assembled products only.
7. Assemble on a flat, level, hard and smooth surface capable of safely supporting the metal console table.
8. If possible, you can use power tools to make assembly easier.
9. For additional information regarding the parts listed in the following pages, please refer to the Assembly Diagram of this manual. Unwrap and separate all parts in a clean work area.












## Use precautions









1. Do not exceed specified weight capacities.
2. Use only on a flat, level, hard, and smooth surface that can safely support a fully loaded Metal Console Table.
3. Use as intended only.
4. Inspect before every use; do not use if parts are loose or damaged.

## SAVE THIS MANUAL

### PARTS LIST



①  x1	②  x1	③  x1	④  x1
⑤  x2	⑥  x2	⑦  x2	⑧  x3
⑨  x2	⑩  x1	⑪  x1	

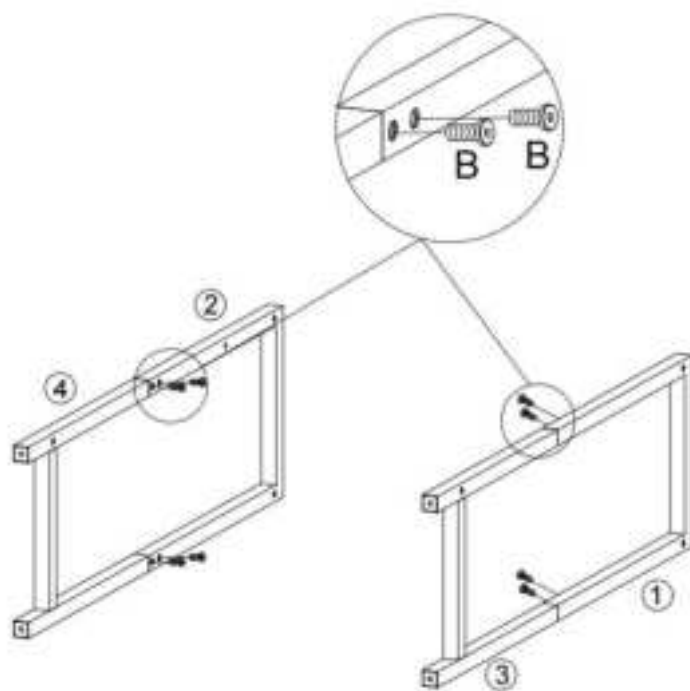
A  M6×40mm x6	B  M6×10mm x24	C  M6 x4	D  Ø3.5×12mm x2
E  M6×30mm x12	F  x1	G  x2	H  M4 x1

## ASSEMBLY STEP

step 1

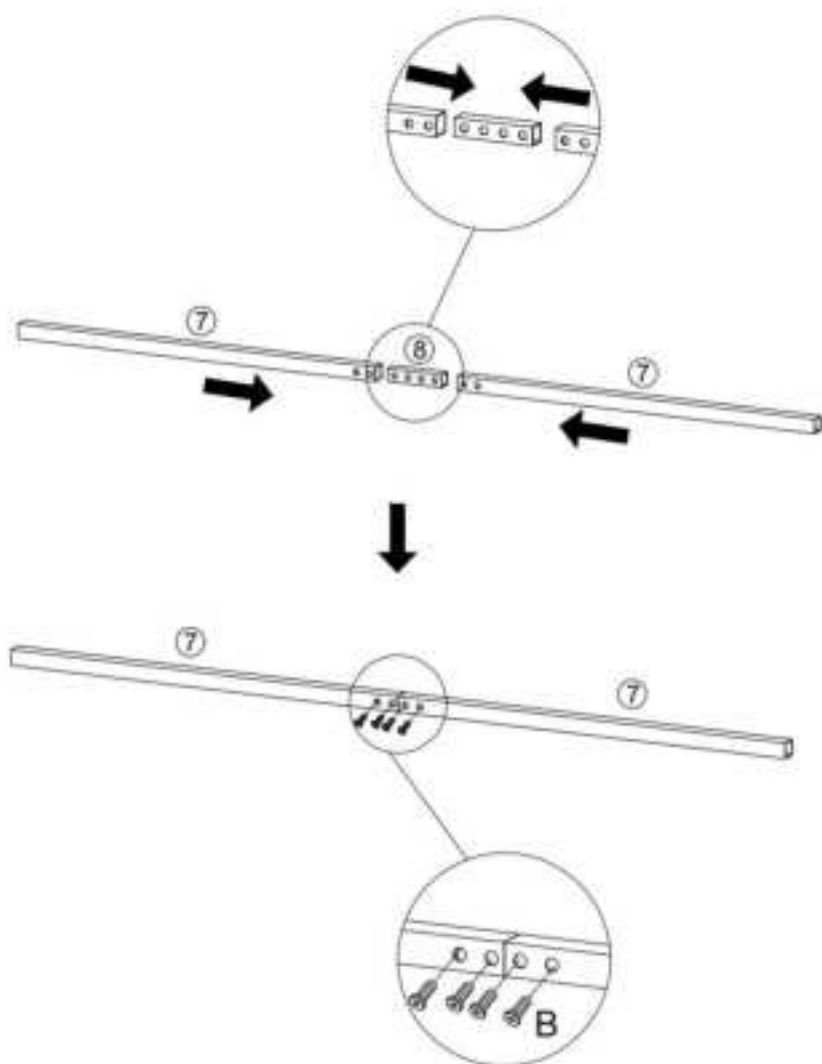


M6×10mm  
B × 8pcs



step 2

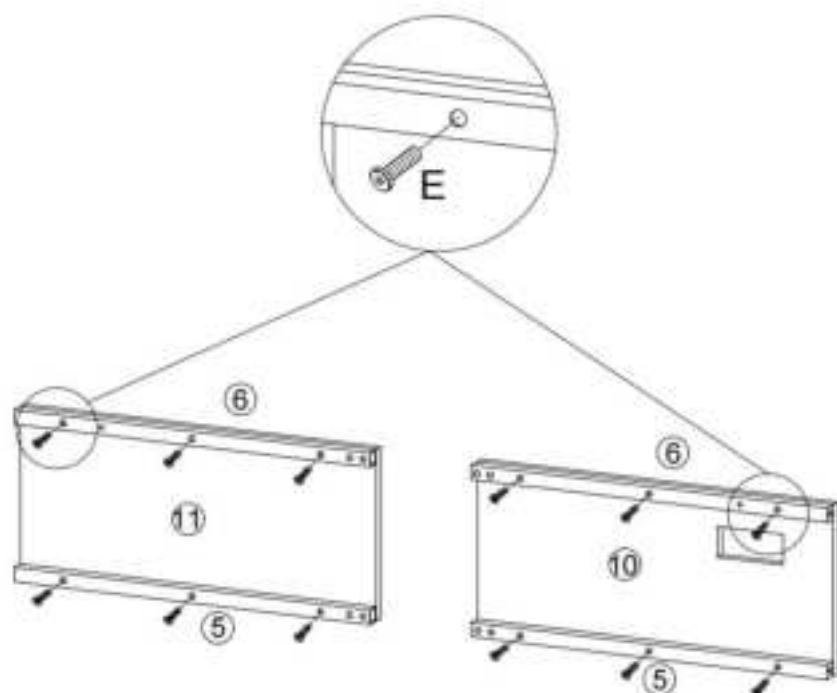
  
M6×10mm  
B × 4pcs



### step 3



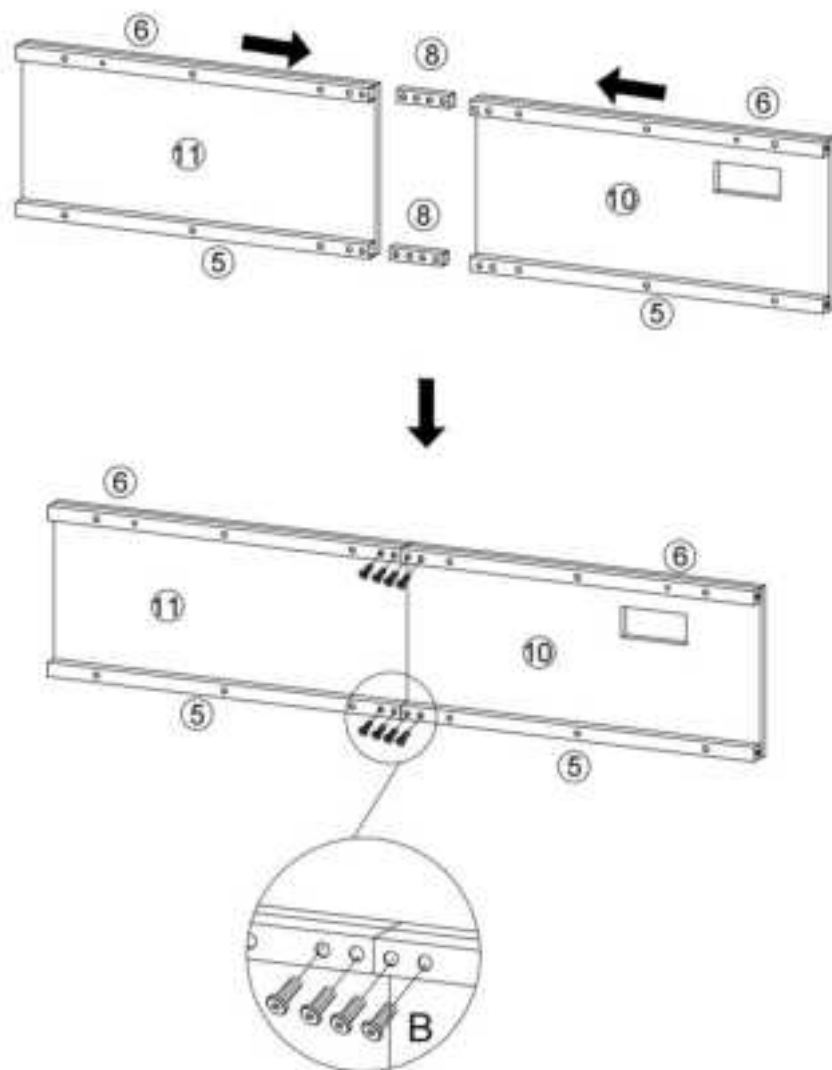
M6×30mm  
E × 12pcs





step 4

  
M6×10mm  
B × 8pcs

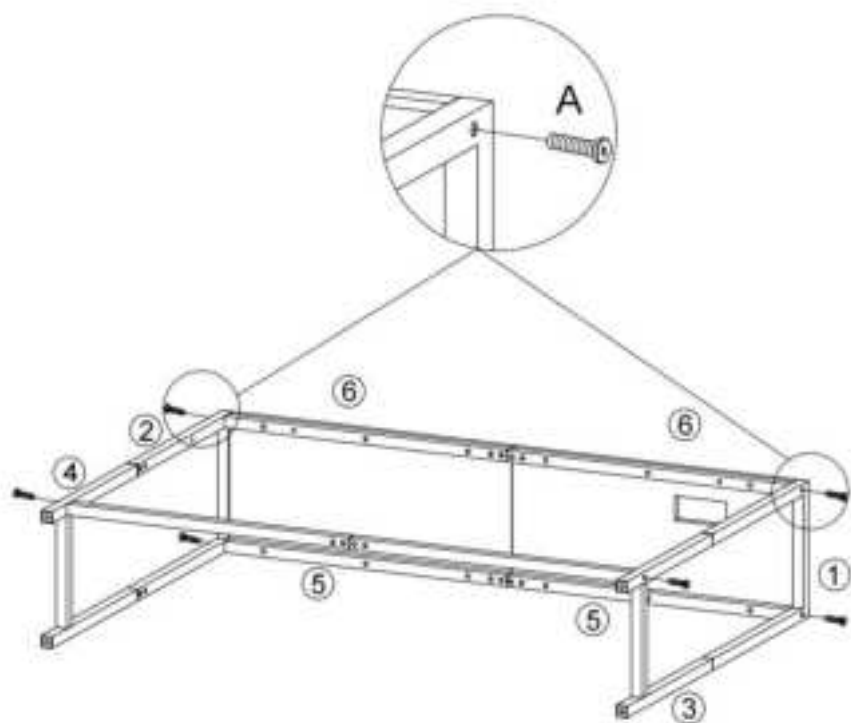


## step 5



M6×40mm

A × 6pcs



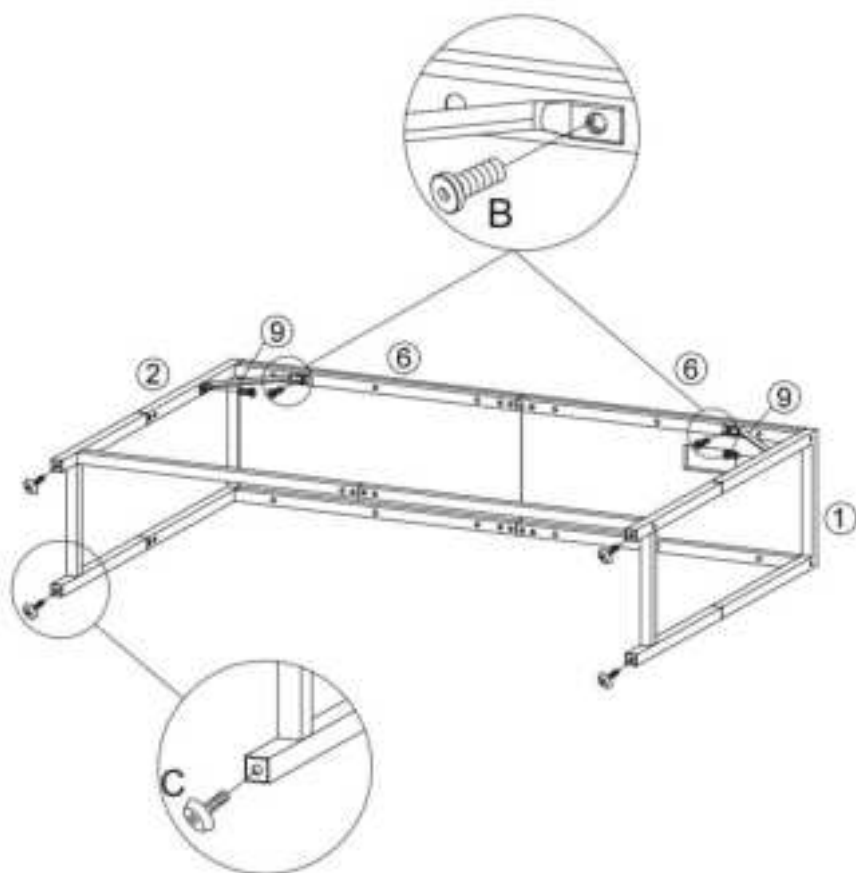
## step 6



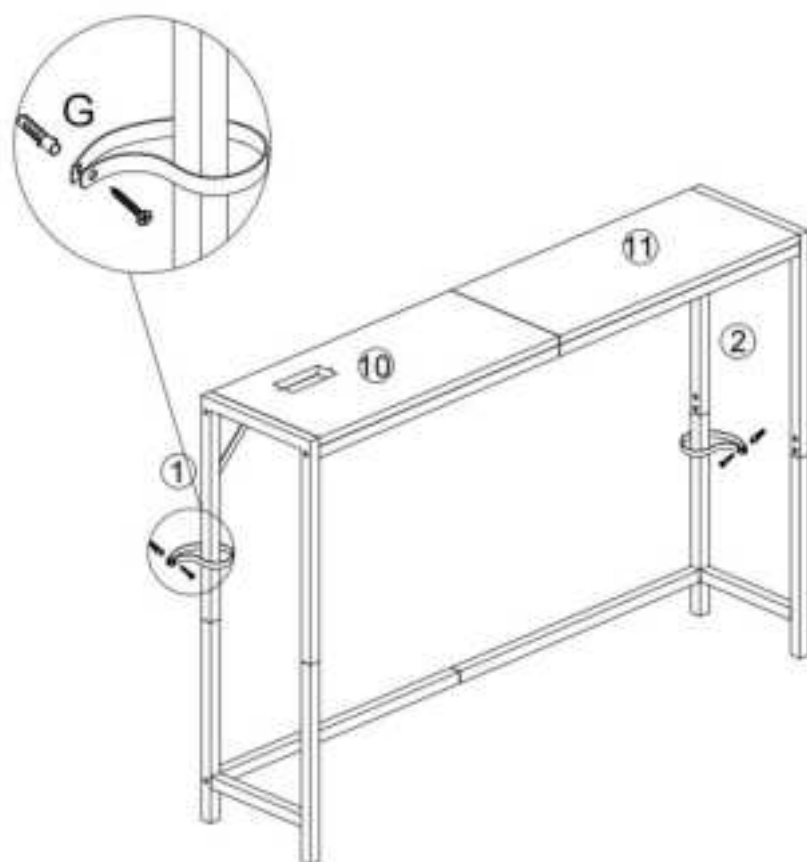
M6×10mm  
B × 4pcs



C × 4pcs



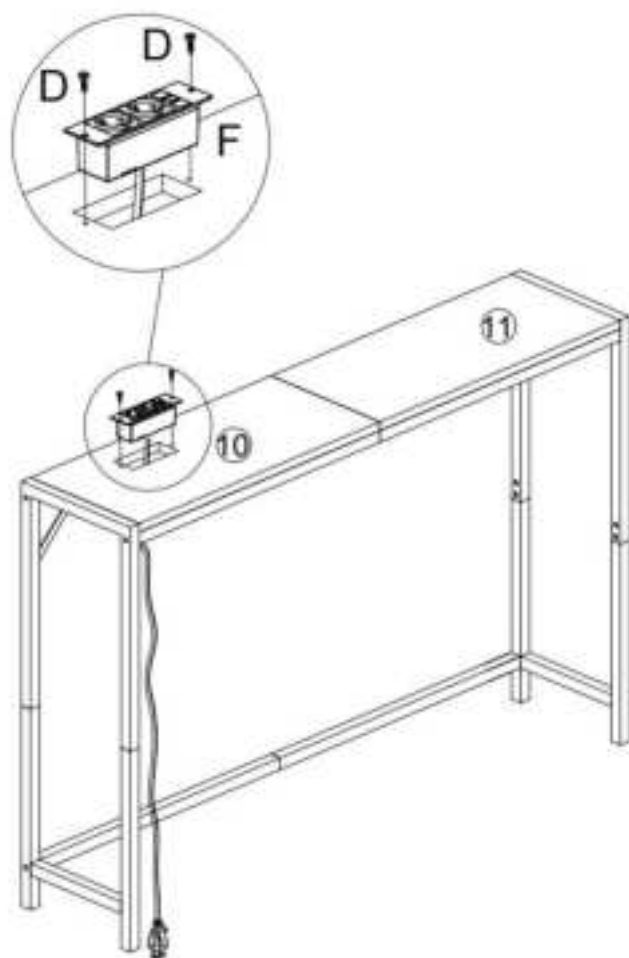
step 7



## step 8

  
Ø3.5×12mm  
D× 2pcs

  
F× 1pc



## step 9



## PRODUCT PARAMETER

<b>Model</b>	YJX-XGZ-007
<b>Input Voltage</b>	AC220-250V
<b>Main Color</b>	Black
<b>Safe Loading Weight</b>	44 lbs
<b>Product Size(W×D×H)</b>	1100*239*742mm
<b>Net Weight</b>	6.32kg

\* Products such as specifications, appearance, and design are subject to modification without prior notice.

**Manufacturer:** Shanghaimuxinmuyeyouxiangongsi

**Address:** Shuangchenglu 803nong11hao1602A-1609shi, baoshanqu, shanghai 200000 CN.

**Imported to AUS:** SIHAO PTY LTD. 1 ROKEVA STREETEASTWOOD NSW 2122 Australia

**Imported to USA:** Sanven Technology Ltd. Suite 250, 9166 Anaheim Place, Rancho Cucamonga, CA 91730

**EC**

**REP**

E-CrossStu GmbH  
Mainzer Landstr.69, 60329 Frankfurt am Main.

**UK**

**REP**

YH CONSULTING LIMITED.  
C/O YH Consulting Limited Office 147, Centurion House, London Road, Staines-upon-Thames, Surrey, TW18 4AX

