

FD2026M

6MP IP Fixed dome camera 5x motor zoom

Quick Start Guide



Find additional manuals, the datasheet, the EU Declaration of Conformity, and the latest firmware for this product at:

tkhsecurity.com



Manufacturer information:

Name: TKH Security B.V.

Address: Werner von Siemensstraat 7, 2712PN, Netherlands

Email: info.nl@tkhsecurity.com



Unpack



Subject to modification. Actual product and accessories may differ in appearance.

Installation Notices



Caution installation shall be performed by qualified personnel only. Installation shall be in accordance with local procedures. The camera contains batteries.

Battery replacement shall not be applied in view of the risk of explosion. Dispose of used batteries according to the instructions.

For "PoE" input connection, use only with UL listed I.T.E. with "PoE" output. Description for the "PoE" is intended to be connected to not exposed (outside plant) networks or equivalent statement in installation instructions.

Connectors

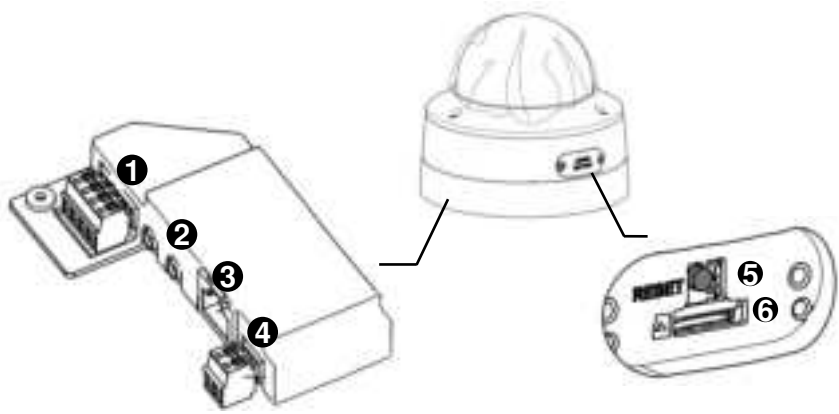


Figure 1 Camera Connectors



To restore camera to factory defaults, power up with Reset button pressed for at least 10s.

Connector Definition



No.	Connector	Definition
1	Alarm I/O	Alarm I/O connection
2	Audio I/O	Line In and Line Out connection
3	RJ-45 Port (Contact Siqua for a compatible PoE injector.)	For network and PoE connections
4	Power(DC 12V)	Power Connection
5	Reset Button	To restore camera to factory defaults, power up with Reset button pressed for at least 10s.
6	Micro SD Card Slot	Insert the SD card into the card slot to store videos and snapshots. Do not remove the SD card when the camera is powered on.

Table 1 Connector definition

Camera Cabling

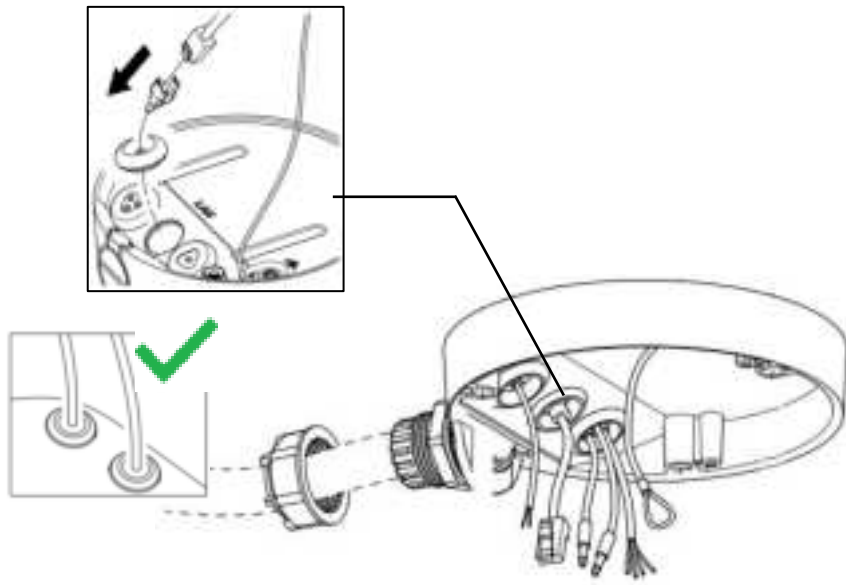
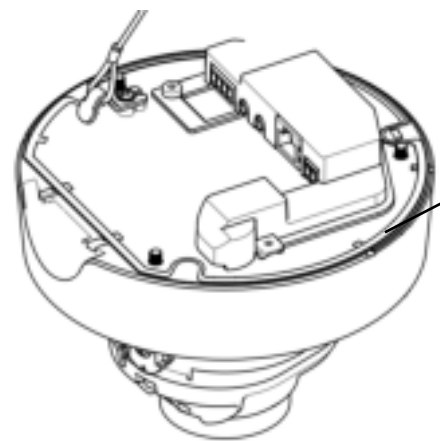


Figure 2 Cabling

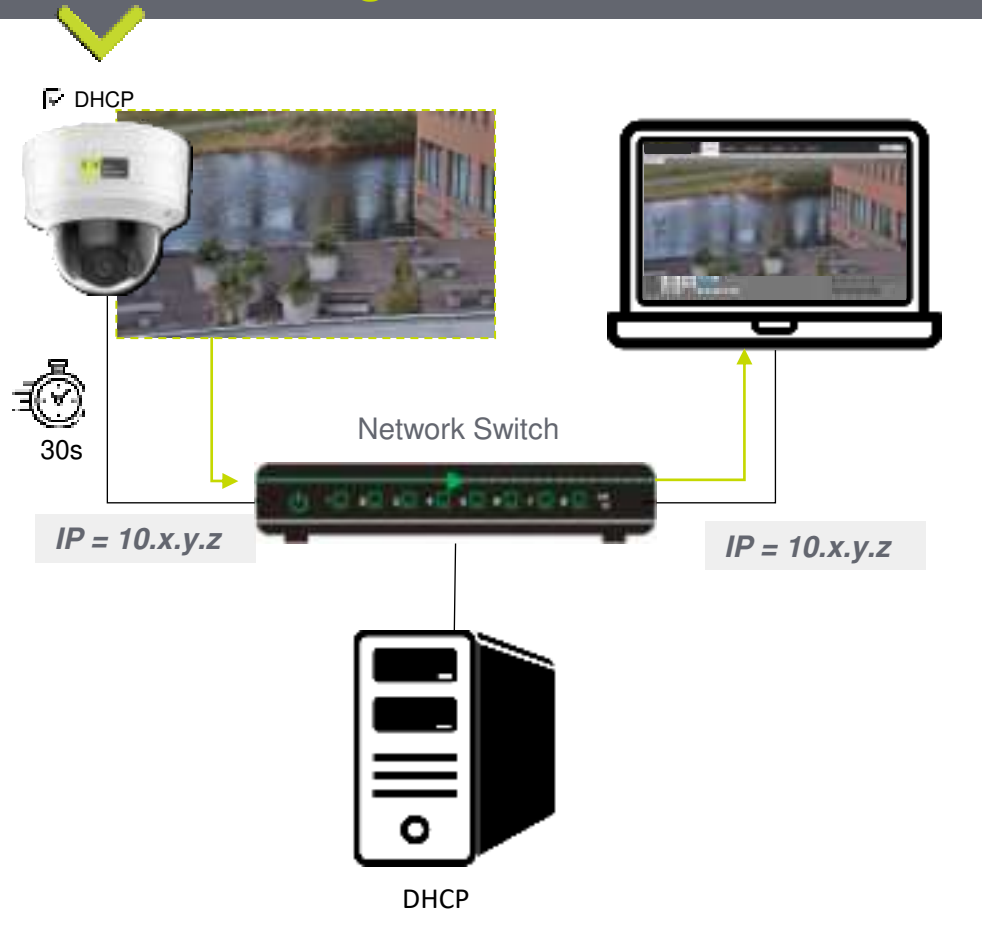
Waterproof Notice



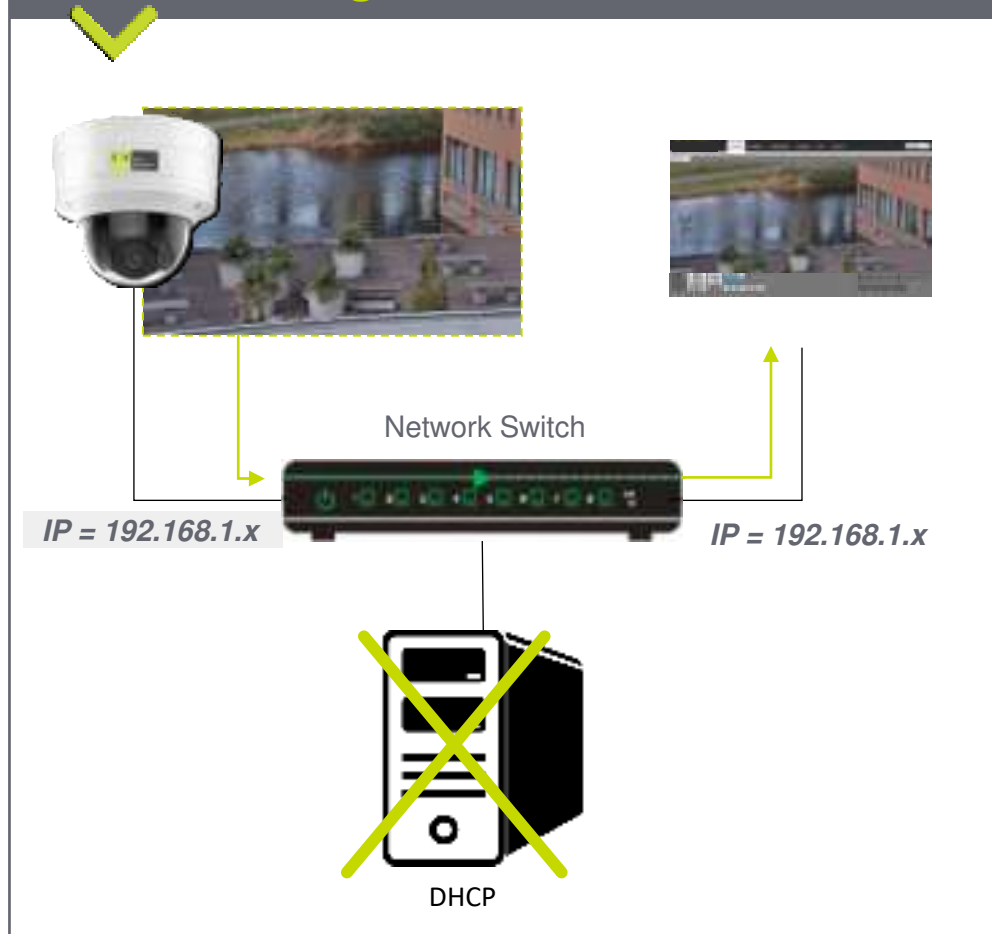
Please make sure the rubber is properly aligned during installation.

Figure 3 Rubber

Accessing the Camera - DHCP



Accessing the camera – Fixed IP



Auto detect with SDM2



1st time camera login

Set a strong password



qwer1234



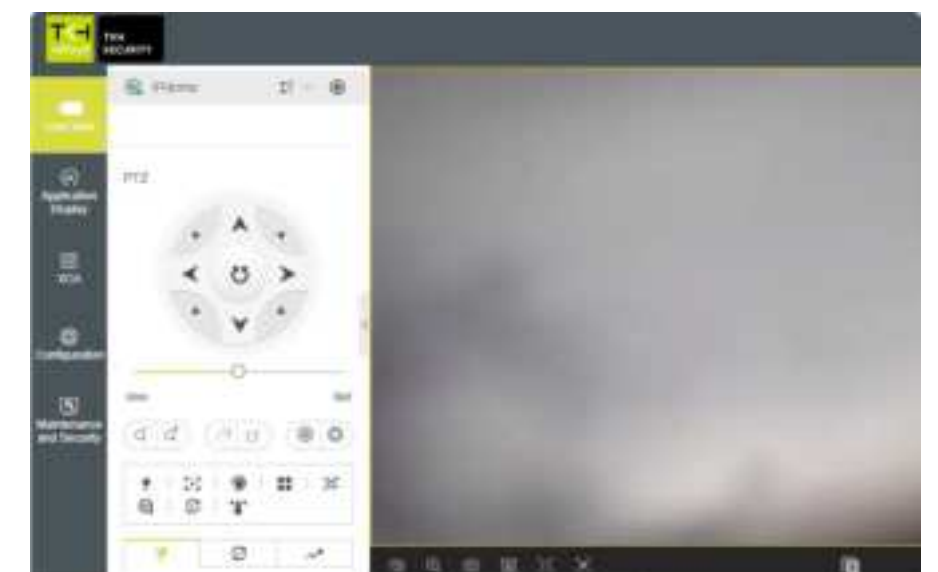
x6W@oM0aI9#F



1st time camera login



Browser-based Viewer



It is not recommended to continuously (24/7) record with the micro-SD card, as the camera may not support long-term continuous data read/write. Contact the manufacturer of the micro-SD card for information regarding the reliability and the life expectancy.