

ATTENTION: Refer to the appropriate shop manual for your vehicle to obtain specific service procedures for this part. If you do not have a service manual or lack the skill to install this part, it is recommended that you seek the services of a qualified technician. Pay special attention to all cautions and warnings included in the shop manual. Read and follow all instructions carefully. This product is only designed to function properly on specific vehicle applications. Please verify that the vehicle requirements match the product specifications and application notes for this part.



Ford F-150 2003–00, Ford F-150 Heritage 2004

The brake lines in this kit may appear different from original lines on vehicle. The lines may have slightly different shapes and bends, but are designed to be a direct replacement. Some original lines may use flexible hose sections near the master cylinder and brake proportioning valve. The replacement lines in this kit will use solid lines in lieu of metal flexible hose sections. Image below shows replacement lines for flexible units (**Fig. B**). It is recommended to hand-start all fittings into all mating components before performing final tightening of all fittings.

The replacement brake lines may have additional large radius shipping bends (**Fig. A**). Lines with additional shipping bends will have stickers on either side of each shipping bend. Carefully straighten the section of line between the stickers to remove shipping bend (**Fig. A**). Take care not to kink or damage brake lines. If a brake line is kinked or damaged while removing shipping bends, it must be repaired or replaced prior to installation.

Each line will have a tag with a part number; this tag also indicates the location of line on the truck to help aid in installation.


Inspect all areas of line contact for any possibilities of chafing or rub-through. Adjust or bend line configuration if needed to avoid areas of rub-through. Consult service manual for brake system bleeding procedure and bleed hydraulic brake system.



Disclaimer:

Even though every attempt is made to ensure this information is complete and accurate, it is impossible to account for all possible circumstances or situations. Please consult with a qualified auto technician before attempting to perform any work you are not qualified to do. Automobiles can be hazardous to work on; be sure to take all necessary safety precautions. Failure to do so may result in property damage or personal injury. Certain motor vehicle standards and performance requirements may apply to your motor vehicle (such as Federal Motor Vehicle Safety Standards by the National Highway Traffic Safety Administration). Be sure that your work is performed in accordance with such standards and that you do not disable any motor vehicle safety feature.

ATTENTION: Refer to the appropriate shop manual for your vehicle to obtain specific service procedures for this part. If you do not have a service manual or lack the skill to install this part, it is recommended that you seek the services of a qualified technician. Pay special attention to all cautions and warnings included in the shop manual. Read and follow all instructions carefully. This product is only designed to function properly on specific vehicle applications. Please verify that the vehicle requirements match the product specifications and application notes for this part.



Disclaimer:

Even though every attempt is made to ensure this information is complete and accurate, it is impossible to account for all possible circumstances or situations. Please consult with a qualified auto technician before attempting to perform any work you are not qualified to do. Automobiles can be hazardous to work on; be sure to take all necessary safety precautions. Failure to do so may result in property damage or personal injury. Certain motor vehicle standards and performance requirements may apply to your motor vehicle (such as Federal Motor Vehicle Safety Standards by the National Highway Traffic Safety Administration). Be sure that your work is performed in accordance with such standards and that you do not disable any motor vehicle safety feature.