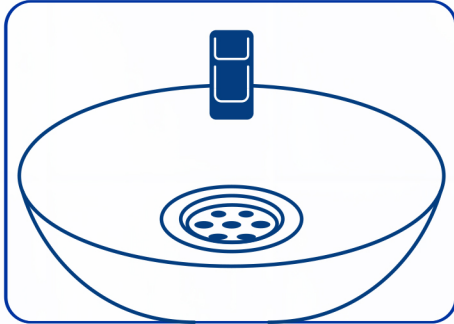


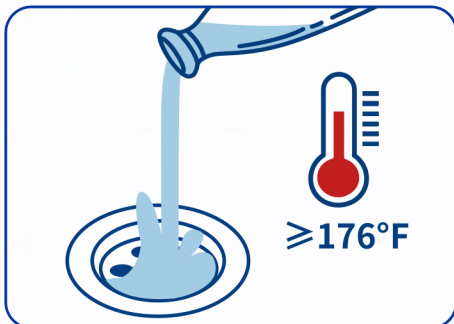
Operating Instructions



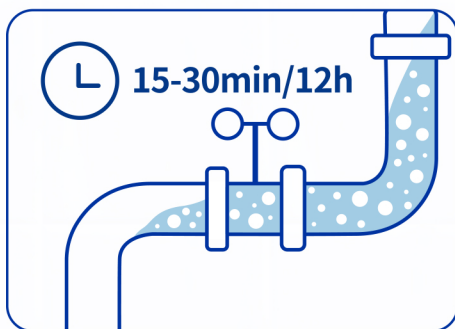
1. If there were standing water in the sink, empty it first.



2. Cut open the pouch(s) and pour the content into the drain.



3. Add 0.5L of hot water into the drain.



4. Wait and flush with plenty of water.

Note: For slight clogging, let it stand for 15-30 mins before flushing. For stubborn clogging, let it stand overnight before flushing.