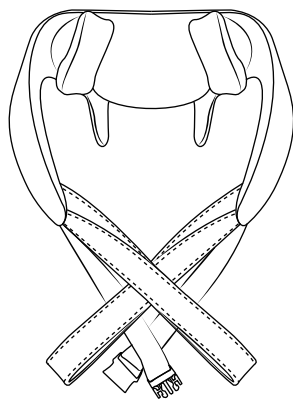


单色印刷 双面印 骑马钉装订 157g铜板纸，尺寸：宽80高110mm

AIRSIDUN®

SHOULDER AND NECK MASSAGER

User's manual



Please read this Manual firstly and keep it for future reference
The appearance is subject to the actual product

Contents

1. Precautions
2. Product Profile
3. Product Parts
4. Features
5. Charging
6. Battery disassembly
7. Troubleshooting

Precautions

Precautions

- 1 Please read the Manual first and notice that long-time use may cause muscular pain.
- 2 Do not use lying down or half lying down.
3. Patients with abnormal heart and neck nerves shall not use the product.
4. Patients with severe cervical hyperosteotheosis shall not use the product.
5. Those with abnormal or curved cervical spine caused by accident or disease shall not use the product.
6. Those with severe blood circulation disorders in the shoulder and neck shall not use the product.
7. Patients who cannot express their wills shall not use the product.
8. Please strictly abide by the Manual and do not use it for purposes other than the message as described in the Manual. Otherwise accidents and malfunctions may occur.
9. Do not disassemble, repair or modify this product without authorization. Otherwise it may cause malfunction or electric shock.

Storage

1. Please charge with the charging cable and standard adapter.
2. Please keep this product away from water, fire and corrosive environment.
3. The product automatically shuts down after running for 10 minutes. Please keep it in a dry and ventilated place after use.

Cleaning

Please wipe the surface with a rag with a small amount of water or 75% alcohol. Do not rinse the product directly with water.

Tips

1. Please check buttons firstly for safety use.
2. Please charge the product in accordance with the Manual for the first use or re-use after a long period of storage to avoid low battery.
3. Please dispose of it in accordance with the relevant urban environmental protection regulations. Otherwise it may cause environmental pollution.

-1-

Product Profile

Product information

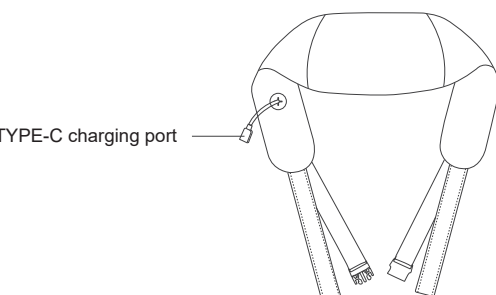
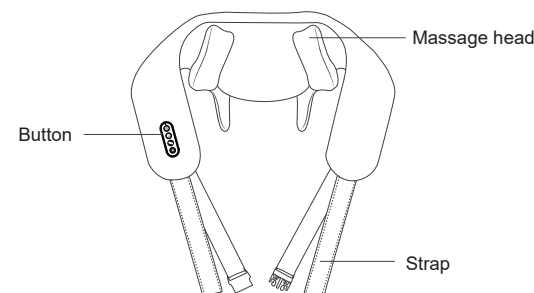
Charging voltage	5V 
Power	10W
Battery capacity	2000mAh

Wearing posture



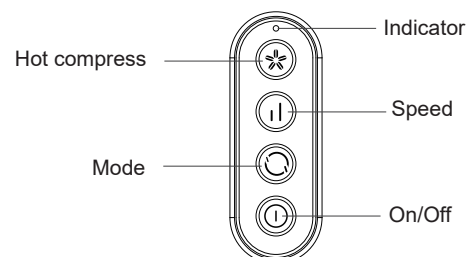
-2-




Product parts



-3-

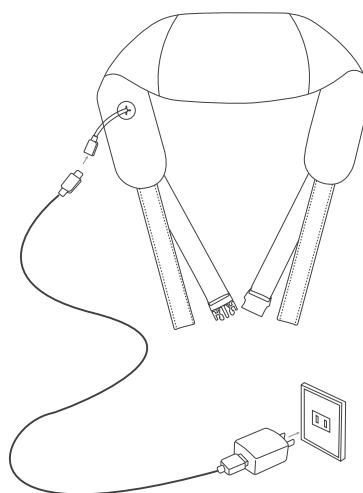
Features



1. ON/OFF:
Long press *  * to turn on/off, and the green light will be on.
2. Mode :
Short press *  * to switch modes (normal or intermittent mode), and normal mode is set as default when booting device
3. Hot compress:
Short press *  * to switch from low to high, and then press it again to turn it off, heating is turned off when device is turned on.
4. Speed :
Short press to change the massage 2 speeds, and low speed is turned on as default.
5. Indicator:
5.1 Working condition: Green light is always on.
5.2 Green light blinks twice when press mode or speed button.
5.3 Hot Compress:
5.3.1 Press first time, low intensity is turned on as default, red light blinks twice.
5.3.2 Press again to switch to high intensity, red light blinks 4 times.
5.3.3 Press again to turn off Hot Compress, green light blinks twice.
- 5.4 Charging condition:
Charging: breathing red light
Full charged: red light
Low battery: red light blinks.

-4-

Charging



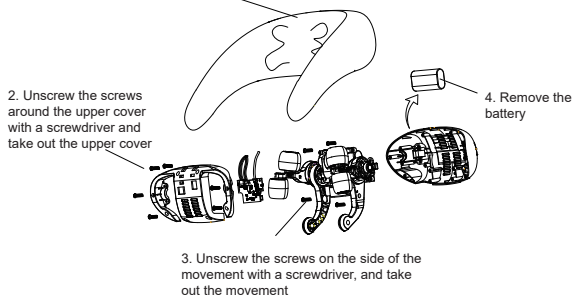
Charging

1. Please do not use the product while charging, and make sure to unplug the charging cable firstly.
2. Insert the plug of the charging cable into the charging interface.
3. Charging status: the red light flashes while charging, and is always on when it is fully charged.

-5-

Battery disassembly

1. Unzip the cloth zipper and then open the wrap.



- If mainframe (including lithium battery) and accessories of this product have reached their life, please do not discard them at will, otherwise electronic waste will pollute the environment. Before discarding the product, the battery must be taken out of the product; When taking out the battery, the product must be powered off; Batteries should be disposed of safely.

-6-



Troubleshooting

Troubleshooting

If you encounter problems when using the product, please refer to the following tips and solutions. If the product is still in a malfunctioning state or cannot be used, please turn off the power. Users should not disassemble or repair the product by themselves. Damage to the product caused by disassembly or repair will invalidate the product warranty. Our company will not be responsible for any damage arising from this situation.

Conditions	Possible reasons/treatment methods
Unable to start massager	Please confirm whether the battery is low; please confirm that the On-Off button has been pressed.
Unable to charge or no charge lamp display	Please check whether the TYPE-C charging cable is connected to the charging port of this machine.
Massager suddenly stop during work	Check if the battery is low. Check if 10-minutes time have reached. Please don't continue to use it, and contact the maintenance service center if the problem still exists.

Troubleshooting

 <p>Danger</p>	<p>The battery used in this product is a special rechargeable battery, which cannot be used in other products. Do not charge the rechargeable battery that has been taken out; Do not throw into fire or make it over heated. Do not pierce with nails, impact with gravity or dismantle; Do not connect the positive and negative electrodes of the battery directly with metal; Please do not store it with necklaces, hairpins, etc. Please don't charge or place it under high temperature places near fire/side or under sunlight, or place it in high-temperature places such as fire/side or hot sun. The above conditions may cause heating, fire, rupture and other phenomena;</p>
 <p>Warning</p>	<p>Please keep the removed rechargeable battery out of the reach of infants to prevent accidental swallowing. If it is swallowed by mistake, please seek medical attention immediately. When the battery fluid leaks, do not touch the fluid with hands without protection and handle it as follows: When the battery fluid flows into your eyes or clothes, there is a danger of blindness. Do not rub your eyes directly with your hands, wash them with clean water immediately and seek medical attention; When battery fluid flows into your body or clothes, it may cause skin irritation or injury. Please rinse with clean water. If you still feel unwell, seek medical attention immediately; Only the product can be decomposed when it is discarded. Failure to comply may result in fire, electric shock, injury and other accidents.</p>

-7-