



**GE APPLIANCES**  
*a Haier company*

**PRO**

LET'S BUILD

**THE FUTURE**



## 2024 **BUILDER APPLIANCE SELECTION GUIDE**

*Builder Focus Model Program*



**C A F É**



Profile

**Haier**

**Hotpoint.**

Q2





WE CONNECT. WE SIMPLIFY.  
**WE LEAD.**

# LET'S CONNECT

The possibilities begin with a better way of doing business. More than helping complete all kinds of homes, we make sure we constantly respond to your evolving needs — continually proving ourselves as partners for the long run. Our nationwide sales and support team is dedicated to builder professionals, ready and able to help you throughout each phase of every project.





# BUILDER FOCUS MODEL PROGRAM

GE Appliances is committed to our builder customers and has developed a Builder Focus Model Program to help homeowners select kitchen packages from our Café, GE Profile™, GE and Hotpoint brands. These are a collection of high-volume SKUs, by brand, to drive improved availability.



GE Appliances helps you conserve energy and save money. We have been an ENERGY STAR® Partner since 2001. We are committed to creating energy-efficient, high-performance household appliances.



Compliant with the Americans with Disabilities Act.



Compliant with the Uniform Federal Accessibility Standards.



**Chef Connect** – For instant convenience, choose when to automatically sync clocks and the range elements with the microwave's or hood's surface light and vent. The Bluetooth® word mark and logos are registered trademarks owned by Bluetooth SIG, Inc. and any use of such marks by GE Appliances is under license. Other trademarks and trade names are those of their respective owners.



National Sanitation Foundation.



Appliances with built-in WiFi powered by SmartHQ™ that offer remote monitoring and enhanced features are indicated by this icon.



This mark indicates that a product has voice-assistance capabilities.



Appliances with this icon are Made in America and contain 70% to 90% U.S. content. Product content details at [GEAppliances.com/USA](http://GEAppliances.com/USA).

Find Clickable Links Throughout

## TABLE OF CONTENTS

|                                   |    |                |    |
|-----------------------------------|----|----------------|----|
| Pro Pledge .....                  | 02 | Café .....     | 12 |
| Builder Focus Model Program ..... | 03 | Profile .....  | 22 |
| Awards .....                      | 04 | GE.....        | 31 |
| Resources & Tools.....            | 05 | Haier .....    | 47 |
| A Brand for Every Build.....      | 07 | Hotpoint ..... | 49 |
| Monogram.....                     | 08 |                |    |



C A F É



Profile

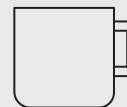
Haier

Hotpoint

# LET'S IMAGINE WHAT'S NEXT

With over a century of providing appliances in our history, we're still looking forward, constantly, even obsessively, exploring new ways to innovate for our customers and the future of home — any kind of home. With industry awards such as Best of IBS Home Tech Product for GE Profile UltraFast Combo and Best of KBIS Connected Home for GE Profile Induction Cooktop, you can be sure we'll help you build the future.

**CLICK HERE TO  
VISIT OUR PRESSROOM**



**#1**

**MOST USED APPLIANCE**  
brand among builders for both  
kitchen appliances and laundry  
**10+ YEARS\***



**2022 GOLD AWARD**  
Most Innovative Appliance Company  
**6 YEARS IN A ROW**



**4 YEARS IN A ROW**  
**IOT BREAKTHROUGH**  
Smart Appliance  
Company of the Year

\*2006-2020 BUILDER BRAND USE STUDY, 2019-2022 HOME BUILDER EXECUTIVE BRAND ANALYSIS





# RESOURCES

Our goal is to always be the easy, go-to choice, so we streamline your experience every step of the way. Our outstanding house of brands lets you find exactly what you need for any build. And tools such as our newly revamped, all-inclusive customer portal, CustomerNet, plus our marketing resources, training and much more are easy to access and use.



GE APPLIANCES CUSTOMERNET

GE Appliances CustomerNet


GE APPLIANCES  
a Haier company | THE HUB  
Contract Marketing Resource Center

The Hub Contract Marketing  
Resource Center

SmartHQ<sup>™</sup>  
PRO

SmartHQ Pro



GE Appliances Academy



Builder Customer Advocate Program



# TOOLS

Visit  
[GEAPPLIANCES.COM/PRO](https://GEAPPLIANCES.COM/PRO)  
to access all of our tools.



# HAVE QUESTIONS?

Have questions about your new appliance? Get them answered with a simple scan. Every new GE appliance, across all of our brands, is equipped with a unique, scannable QR code on its model tag that unlocks the owner's manual, parts and accessories, how-to videos and more. Whether walking a homebuyer through new home orientation, training a new maintenance manager or moving in a new tenant, save time with easy-to-access information and support. **Watch this video to learn more** ▶

## STEP 1

Locate the QR code on your appliance.



Scan the QR code.

## STEP 2

## STEP 3

QR code pulls up the product page on the website.





GE APPLIANCES  
a Haier company

PRO

Overview

# A BRAND **FOR** **EVERY BUILD**



CAFÉ



Profile

Haier

Hotpoint

[GEAppliances.com/Pro](https://GEAppliances.com/Pro)





## ELEVATE EVERYTHING.

We are redefining the world of luxury appliances, one detail at a time. With uncompromising attention to every detail, Monogram appliances truly Elevate Everything™ in luxury kitchens. Monogram's Minimalist and Statement Collections, featuring rich materials and precise design, are crafted with style that endures.



*See the latest from Monogram on our social channels.*





# STATEMENT COLLECTION

## TRADITIONAL STYLE WITH UNPARALLELED PERFORMANCE

The Monogram Statement Collection brings modern design together with traditional kitchen appliance features. Edge-to-edge handles and robust knobs feel integrated into the appliances. The gleaming stainless steel finish is set off with solid brass accents, wide glass windows, and rich, interactive LCD displays. Restaurant-inspired features invite you to take on any cooking aspiration while the smart appliances effortlessly sync your kitchen with your life.



### IT'S IN THE DETAILS

- *Edge-to-Edge Handles with Brass End Caps*
- *Brass Burner details*
- *Signature Wide Windows*
- *Substantial Knobs with Brass Accent*



# MINIMALIST COLLECTION

SIMPLE  
ELEGANCE  
WITH  
INCOMPARABLE  
PERFORMANCE

The Minimalist Collection further streamlines even the most contemporary kitchen with flush installation and only the most essential hardware. Its expansive glass design reflects our keen eye for detail and functional aesthetic. Interactive LCD screens and push-to-open oven doors are modern details with a powerful purpose — heightening your culinary experience. And smart appliance features are the modern convenience you didn't realize you needed.



## DEFINING DETAILS

- *Precisely Machined Metals*
- *Interactive LCD Screens*
- *Push-to-Open Oven Doors*
- *Expansive Glass*

# BUILDER PROGRAMS

## CONSUMER REBATE

The One for You, One for Free rebate starts with Monogram professional ranges: receive up to three free eligible Monogram appliances or generous credits toward the appliances of your choice.

## PREFERRED BUILDER PROGRAM

A trade discount off UMRP is available to qualified Builders and Designers who specify a minimum of 8 pieces of Monogram a year.

## ELEVATED BUILDER PROGRAM

An enhanced trade discount for Builders who commit to specifying a minimum of 25 pieces of Monogram in a calendar year.

*Reach out to your Area Sales Manager or Monogram Sales Manager to ask how you can take advantage of these programs.*

## MONOGRAM SUPPORT OPTIONS

### Monogram-Specific Call Agent

This dedicated support line offers prioritized support for Builders and Resellers to order parts, schedule service, and give advice on products.

1-800-444-1845 Option #4

Hours are M – F 8:00am – 6:30pm ET

Get in touch with our dedicated team to answer installation questions via email, phone, or by appointment.

[elevateyourinstall@geappliances.com](mailto:elevateyourinstall@geappliances.com)

1-866-408-2751 Hours are M – F 8:00am – 6:30pm ET

C A F É

DISTINCT BY DESIGN™



## Customizable kitchen appliances with distinct design

The Café brand of kitchen appliances offers two collections unlike any other. The Customizable Professional Collection in matte black, matte white and stainless showcases designer-curated hardware options, while the Modern Glass Collection features a platinum glass finish and sophisticated design. The choices let style-conscious consumers reflect their personal style.



See the latest from Café on our social channels.



**Café's Customizable Professional Collection** allows you to set the canvas with either Matte White, Matte Black or Stainless appliance finishes, then personalize by choosing from six distinct handle/knob hardware options, allowing you to reflect your style.

Matte White

Matte Black

Stainless Steel



## Matte White + Brushed Bronze Hardware, standard

Optional Hardware Choices: Brushed Brass, Flat Black, Brushed Stainless, Brushed Black, Brushed Copper



Matte White



Brushed Bronze

## Matte Black + Brushed Stainless Hardware, standard

Optional Hardware Choices: Brushed Brass, Flat Black, Brushed Stainless, Brushed Black, Brushed Copper



Matte Black



Brushed Stainless



## Stainless Steel + Brushed Stainless Hardware, standard

Optional Hardware Choices: Brushed Brass, Flat Black, Brushed Stainless, Brushed Black, Brushed Copper



Stainless Steel



Brushed Stainless

FREE-STANDING

# Primary

Stunning pairing, trusted features.  
Enjoy unlimited performance  
for everyday cooking.



Café™ ENERGY STAR® 27.8 Cu. Ft. Smart French-Door Refrigerator with Hot Water Dispenser

## CFE28TP2MS1

- Precise Fill setting
- Hot Water Dispenser
- TwinChill evaporators



Café™ 2.1 Cu. Ft. Over-the-Range Microwave Oven

## CVM521P2MS1

- Chef Connect
- Steam cook
- Sensor cooking controls
- 3 Speed Venting System



Café™ Stainless Steel Interior Dishwasher with Sanitize, Ultra Wash & Dry and Third Rack

## CDT858P2VS1\*

- Dual Convection Ultra Dry
- CustomFit Top Rack with Ultra Wash & CustomFit Lid Caddy
- 44 dBA
- Active Flood Protect



Café™ 30" Smart Slide-In, Front-Control, Double-Oven Range with Convection

## CGS750P2MS1

- GAS**
- 6.7 cu. ft. total oven capacity
  - True Convection with Precise Air (lower oven only)
  - Six-burner, edge-to-edge cooktop



Café™ 30" Smart Slide-In, Front-Control, Radiant and Convection Double Oven Range

## CES750P2MS1

- ELECTRIC**
- 12"/9"/6" 3,600-watt Power Boil™
  - 6.7 cu. ft. total oven capacity
  - True Convection with Precise Air (lower oven only)



## Additional Cooking Options



Café™ 30" Smart Slide-In, Front-Control, Radiant and Convection Range

## CES700P2MS1

- ELECTRIC**
- Edge-to-edge glass cooktop
  - 12"/9"/6" 3,600-watt Power Boil™ burner
  - True Convection with Precise Air



Café™ 30" Smart Slide-In, Front-Control, Range with Convection Oven

## CGS700P2MS1

- GAS**
- Six-burner, edge-to-edge cooktop
  - Cast-iron integrated griddle
  - 21,000-BTU tri-ring burner



\*SmartHQ™ Connect Module is required and sold separately. It is available for order on [geappliances.com](http://geappliances.com), part number PBX23W00Y0.

BUILT-IN

# Primary

Stunning pairing, trusted features. Enjoy unlimited performance for everyday cooking.



**Café™ ENERGY STAR® 27.8 Cu. Ft. Smart French-Door Refrigerator with Hot Water Dispenser**

**CFE28TP2MS1**

- Precise Fill setting
- Hot Water Dispenser
- TwinChill evaporators



**Café™ 30" Smart Double Wall Oven with Convection**

**CTD70DP2NS1**

- Precision cooking
- 7" full-color display
- No-preheat air fry



**Café™ 30" Touch-Control Electric Cooktop**

**CEP90302TSS**

- **ELECTRIC**
- Power Boil™ on tri- and dual-ring elements
- Easy-clean surface
- Glide touch controls



**Café™ 30" Smart Touch-Control Induction Cooktop**

**CHP90302TSS**

- **ELECTRIC**
- Gourmet Guided Cooking
- Pan presence sensor
- Four induction elements



**Café™ Stainless Steel Interior Dishwasher with Sanitize, Ultra Wash & Dry and Third Rack**

**CDT858P2VS1\***

- Dual Convection Ultra Dry
- CustomFit Top Rack with Ultra Wash & CustomFit Lid Caddy
- 44 dBA
- Active Flood Protect



## Ventilation Option



**Café™ 36" Commercial Style Hood**

**UVW93642PSS**

- 610-CFM venting system
- Four-speed fan control
- Horizontal and vertical exhaust



**Café™ 30" Commercial Style Hood**

**UVW93042PSS**

- 610-CFM venting system
- Four-speed fan control
- Horizontal and vertical exhaust



## Additional Cooking Options



**Café™ 30" Smart Single Wall Oven with Convection**

**CTS70DP2NS1**

- Precision cooking
- 7" full-color display
- True European Convection with Direct Air



**Café™ 36" Built-In Touch-Control Induction Cooktop**

**CHP90362TSS**

- **ELECTRIC**
- Effortless control and responsiveness
- Easy-clean surface
- Guided cooking



**Café™ 36" Touch-Control Electric Cooktop**

**CEP90362TSS**

- **ELECTRIC**
- Power Boil™ on tri- and dual-ring elements
- Easy-clean surface
- Glide touch controls



**Café™ 30" Cooktop**

**CGP70302NS1**

- **GAS**
- 18,000 BTU burner
- More with less cookware
- LED backlit knobs



**Café™ 36" Cooktop**

**CGP70362NS1**

- **GAS**
- 18,000 BTU burner
- Spend more time cooking and less time cleaning up
- LED backlit knobs



\*SmarthQ™ Connect Module is required and sold separately. It is available for order on [geappliances.com](http://geappliances.com), part number PBX23W00Y0.



FREE-STANDING

# Refined

INDUCTION

Upgraded offerings with enhanced capabilities. Expect total convenience and inspired cooking experiences.



## Café™ ENERGY STAR® 28.7 Cu. Ft. Smart 4-Door French-Door Refrigerator With Dual-Dispense AutoFill Pitcher

CGE29DP2TS1

- Dual-Dispense AutoFill Pitcher ▶
- Convertible Drawer with Soft Freeze ▶
- LED Light Wall ▶



## Café™ Stainless Steel Interior Dishwasher with Sanitize, Ultra Wash & Dry and Third Rack

CDT858P2VS1\*

- Dual Convection Ultra Dry
- CustomFit Top Rack with Ultra Wash & CustomFit Lid Caddy
- 44 dBA
- Active Flood Protect ▶



## Café™ 30" Smart Slide-In, Front-Control, Induction and Convection Range with Warming Drawer

CHS900P2MS1 ▶



## ELECTRIC

- Gourmet Guided cooking ▶
- Built-in WiFi, powered by SmartHQ™ ▶
- Precision oven modes ▶



## Café™ 2.1 Cu.Ft. Over-the-Range Microwave Oven

CVM521P2MS1

- Chef Connect ▶
- Steam cook ▶
- Sensor cooking controls ▶



\*SmartHQ™ Connect Module is required and sold separately. It is available for order on [geappliances.com](http://geappliances.com), part number PBX23W00Y0.

BUILT-IN

# Refined

Stunning pairing, trusted features.  
Enjoy unlimited performance  
for everyday cooking.



## Café™ ENERGY STAR® 22.1 Cu. Ft. Smart Counter-Depth French-Door Refrigerator with Hot Water Dispenser

CYE22TP2MS1

- Counter-depth design
- Hot water dispenser
- Precise Fill setting



## Café™ 30" Smart Double Wall Oven with Convection

CTD70DP2NS1

- Precision cooking
- 7" full-color display
- True European Convection with Direct Air (upper oven)
- No-preheat air fry



## Café™ 30" Built-In Touch-Control Induction Cooktop

CHP90302TSS

- **ELECTRIC**
- Effortless control and responsiveness
- Easy-clean surface
- Guided Cooking



## Café™ Stainless Steel Interior Dishwasher with Sanitize, Ultra Wash & Dry and Third Rack

CDT858P2VS1\*

- Dual Convection Ultra Dry
- CustomFit Top Rack with Ultra Wash & CustomFit Lid Caddy
- 44 dBA
- Active Flood Protect



## Café™ 30" Commercial Style Hood

UVW93042PSS

- 610-CFM venting system
- Four-speed fan control
- Horizontal and vertical exhaust



## Ventilation Option



## Café™ 36" Commercial Style Hood

UVW93642PSS

- 610-CFM venting system
- Four-speed fan control
- Horizontal and vertical exhaust



## Additional Cooking Options



## Café™ Professional Series 30" Smart Built-In Convection Single Wall Oven

CTS70DP2NS1

- In-oven camera
- Dehydrate mode
- Precision cooking



## Café™ 36" Built-In Touch-Control Induction Cooktop

CHP90362TSS

- **ELECTRIC**
- Effortless control and responsiveness
- Easy-clean surface
- Guided cooking



## Café™ 30" Cooktop

CGP70302NS1

- **GAS**
- 18,000 BTU burner
- More with less cookware
- LED backlit knobs



## Café™ 36" Cooktop

CGP70362NS1

- **GAS**
- 18,000 BTU burner
- Spend more time cooking and less time cleaning up
- LED backlit knobs



\*SmartHQ™ Connect Module is required and sold separately. It is available for order on [geappliances.com](http://geappliances.com), part number PBX23W00Y0.

FRESH & LIGHT

# Matte White

Complement painted or white cabinetry, or brighten up traditional wooden cabinets with these light, fresh white kitchen appliances.



**Café™ ENERGY STAR® 27.7 Cu. Ft. Smart French-Door Refrigerator with Hot Water Dispenser**

**CFE28TP4MW2**

- TwinChill evaporator ▶
- Precise Fill Setting ▶
- Hot water dispenser ▶



**Café™ 1.7 Cu. Ft. Convection Over-the-Range Microwave Oven**

**CVM517P4RW2**

- Air Fry ▶
- Sensor Cooking Controls ▶
- Steam Cook Button ▶



**Café™ Stainless Steel Interior Dishwasher with Sanitize and Ultra Wash & Dry**

**CDT858P4VW2\***

- Dual Convection Ultra Dry
- CustomFit Top Rack with Ultra Wash & CustomFit Lid Caddy
- 44 dBA
- Active Flood Protect ▶



**Café™ 30" Smart Slide-In, Front-Control, Gas Range with Convection Oven**

**CGS700P4MW2**

- **GAS**
- Built-In WiFi, Powered by SmartHQ™ App\*
- Personalized Features + Upgrades ▶
- No-Preheat Air Fry ▶



**Café™ 30" Smart Slide-In, Front-Control, Radiant and Convection Range**

**CES700P4MW2**

- **ELECTRIC**
- Built-In WiFi, Powered by SmartHQ™ App\*
- Personalized Features + Upgrades
- No-Preheat Air Fry ▶



## Additional Refrigeration Options



**Café™ ENERGY STAR® 22.1 Cu. Ft. Smart Counter-Depth French-Door Refrigerator with Hot Water Dispenser**

**CYE22TP4MW2**

- TwinChill evaporator ▶
- Precise Fill Setting ▶
- Hot water dispenser ▶



**Café™ ENERGY STAR® 28.7 Cu. Ft. Smart 4-Door French-Door Refrigerator With Dual-Dispense AutoFill Pitcher**

**CGE29DP4TW2**

- Dual-Dispense AutoFill Pitcher ▶
- Convertible Drawer with Soft Freeze ▶
- LED Light Wall ▶



\*SmartHQ™ Connect Module is required and sold separately. It is available for order on [geappliances.com](http://geappliances.com), part number PBX23W00Y0.

SLEEK & BOLD

# Matte Black

Make a statement in any kitchen, with a finish inspired by the natural, darker tones of wood and stone.



**Cafe™ Stainless Steel Interior Dishwasher with Sanitize and Ultra Wash & Dry**

**CDT858P3VD1\***

- Dual Convection Ultra Dry
- CustomFit Top Rack with Ultra Wash & CustomFit Lid Caddy
- 44 dBA
- Active Flood Protect



**Cafe™ 30" Smart Slide-In, Front-Control, Gas Range with Convection Oven**

**CGS700P3MD1**

- GAS**
- Built-In WiFi, Powered by SmartHQ™ App\*
  - Personalized Features + Upgrades
  - No-Preheat Air Fry



**Cafe™ 30" Smart Slide-In, Front-Control, Radiant and Convection Range**

**CES700P3MD1**

- ELECTRIC**
- Built-In WiFi, Powered by SmartHQ™ App\*
  - Personalized Features + Upgrades
  - No-Preheat Air Fry



**Cafe™ ENERGY STAR® 27.7 Cu. Ft. Smart French-Door Refrigerator with Hot Water Dispenser**

**CFE28TP3MD1**

- Precise Fill Setting
- Hot water dispenser
- TwinChill evaporator



**Cafe™ 1.7 Cu. Ft. Convection Over-the-Range Microwave Oven**

**CVM517P3RD1**

- Air Fry
- Steam Cook Button
- Chef Connect



## Additional Refrigeration Options



**Cafe™ ENERGY STAR® 22.1 Cu. Ft. Smart Counter-Depth French-Door Refrigerator with Hot Water Dispenser**

**CYE22TP3MD1**

- Precise Fill Setting
- Hot water dispenser
- Counter-depth design



**Cafe™ ENERGY STAR® 28.7 Cu. Ft. Smart 4-Door French-Door Refrigerator With Dual-Dispense AutoFill Pitcher**

**CGE29DP3TD1\*\***

- Dual-Dispense AutoFill Pitcher
- Convertible Drawer with Soft Freeze
- LED Light Wall



\*SmartHQ™ Connect Module is required and sold separately. It is available for order on [geappliances.com](http://geappliances.com), part number PBX23W00Y0.

# FREE-STANDING Pro Package

Upgraded offerings with enhanced capabilities. Expect total convenience and inspired cooking experiences.



## Commercial Style Hood

- Built-In WiFi
- 610-CFM range hood blower
- Heat sensor

UVW93042PSS – 30"

UVW93642PSS – 36"



## Café™ ENERGY STAR® 22.1 Cu. Ft. Smart Counter-Depth French-Door Refrigerator with Hot Water Dispenser

CYE22TP2MS1

- Hot water dispenser
- Counter-depth design
- Wi-Fi connect



## Café™ 36" Smart All-Gas Commercial-Style Range with 6 Burners

CGY366P2TS1

### GAS

- 6.2 cu ft. capacity
- Inspiral burner
- 21K BTU Multiple-Ring burner



## Café™ Stainless Steel Interior Dishwasher with Sanitize and Ultra Wash & Dry

CDT858P2VS1\*

- Dual Convection Ultra Dry
- CustomFit Top Rack with Ultra Wash & CustomFit Lid Caddy
- 44 dBa
- Active Flood Protect



## Additional Cooking Options



## Café™ 1.7 Cu. Ft. Convection Over-the-Range Microwave Oven

CVM517P2RS1

- Air Fry
- Steam cook button
- Chef Connect



## Café™ 30" Gas Cooktop

CGP70302NS1

- 18,000 BTU burner
- More with less cookware
- LED backlit



## Café™ 36" Gas Cooktop

CGP70362NS1

- 18,000 BTU burner
- Spend more time cooking and less time cleaning up
- LED backlit



## Pro Package



## Café™ 48" Smart Dual-Fuel Commercial-Style Range with 6 Burners and Griddle

C2Y486P2TS1

### GAS

- Versatile cooktop
- Caterer oven
- Superior heat distribution with industry-exclusive Inspiral burner





## COOKING



**Café™ Built-In Microwave/Convection Oven**

**CWB713P2NS1**

- 1.7 cu. ft. capacity
- Convection cooking
- Combination Fast Cook setting
- Steam cook



**Café™ 1.5 Cu. Ft. Smart Countertop Convection/Microwave Oven**

**CEB515P2NSS  
CEB515P3NDS  
CEB515P4NWM**

- Scan-to-Cook Technology
- Built in WiFi

*Available Trim Kits*

**CX152P2MSS – 27"  
CX153P2MSS – 30"**



**Café™ 2.1 Cu. Ft. Smart Over-the-Range Microwave Oven**

**CVM721M2NS5**

- Platinum Glass
- Built-in WiFi powered by SmartHQ™
- Scan-to-cook technology
- Chef Connect



**Café™ 1.7 Cu. Ft. Convection Over-the-Range Microwave Oven**

**CVM517P2RS1**

- Air Fry
- Steam cook button
- Chef Connect



**Café™ 30" Smart Built-In Convection Double Wall Oven**

**CTD90DP2NS1**

- ADA Compliant
- Built-in WiFi powered by SmartHQ™
- In-Oven Camera



**Café™ 30" Combination Double Wall Oven With Convection And Advantium® Technology**

**CTC912P2NS1**

- Five-in-one oven
- Speedcook
- True European Convection (lower oven)



**Café™ 30" Smart Built-In Convection Single Wall Oven**

**CTS90DP2NS1**

- Built-in WiFi powered by SmartHQ™
- No Preheat Air Fry
- Precision Cooking Modes
- In-Oven Camera



**Café™ 36" Built-In Touch Control Induction Cooktop**

**CHP90361TBB**

- Easy Clean Surface with Beveled Edges
- Guided Cooking
- Rapid Boil



**Café™ 30" Wall-Mount Glass Canopy Chimney Hood**

**CVW73012MSS**

- Dual-halogen cooktop light
- 350-CFM Venting System
- Electronic backlit controls



**Café™ 36" Wall-Mount Glass Canopy Chimney Hood**

**CVW73612MSS**

- Dual-halogen cooktop light
- 350-CFM Venting System
- Electronic backlit controls

## REFRIGERATORS



**Café™ 18.6 Cu. Ft. Smart Counter-Depth, French-Door Refrigerator**

**CWE19SP2NS1**

- Fits in a 33" opening
- Counter-depth design
- WiFi optional



**Café™ 23.1 Cu. Ft. Smart Counter-Depth, French-Door Refrigerator**

**CWE23SP2MS1**

- Counter-depth design
- Internal water dispenser
- Factory-installed icemaker



**Café™ 22.3 Cu. Ft. Smart Counter-Depth, 4-Door French-Door Refrigerator**

**CXE22DP2PS1**

- Convertible Drawer with Soft Freeze
- LED Light Wall
- Hands-Free AutoFill



**Café™ 21.9 Cu. Ft. Counter-Depth, Side-by-Side Refrigerator**

**CZS22MP2NS1**

- Designed for flush install
- Spillproof shelves
- Humidity controlled drawers



**This is**  
**smarter business.**

GE Profile provides homeowners modern design and the latest features in home appliances. Designed for today's smart home, GE Profile provides features that allow you to do more, through remote monitoring, voice activation and technology that takes the guesswork out of cooking and cleaning.

This is the Smarter Innovation you've been looking for. This is smarter business, this is GE Profile.



**See the latest from Profile on our social channels.**



# For the Modern Kitchen Package Options

FREE-STANDING

## BASIC



**GE Profile™ ENERGY STAR®**  
27.7 Cu. Ft.  
French-Door Refrigerator

**PFE28KYNFS**

- Hands-Free AutoFill
- Second icemaker option
- Drop-down tray



**GE Profile™ 30" Smart**  
Slide-In Gas

**PGS930YPFS**

- Built-in WiFi powered by SmartHQ™
- No-preheat air fry
- Edge-to-edge cooktop



**GE Profile™ 2.1 Cu. Ft.**  
Over-the-Range Sensor  
Microwave Oven

**PVM9005SJSS**

- Chef Connect
- Bottom control with integrated handle
- Fast Cook
- Convection rack



**GE Profile™ 30" Smart**  
Slide-In Electric Convection

**PSS93YPFS**

- 12"/9"/6" 3,600-watt Power Boil™
- Two 8" synchronized elements
- Glide touch controls



**GE Profile™ Top Control with Stainless Interior**  
Dishwasher, *Towel Bar Handle*

**PDT715SYVFS\***

- Dry Boost with Fan Assist
- Deep Clean Silverware Jets
- Bottle Jets




## Additional Options



**GE Profile™**  
**ENERGY STAR®**  
25.3 Cu. Ft.  
Side-by-Side Refrigerator

**PSE25KYHFS**

- Showcase LED lighting
- Turbo Cool setting
- Quick Ice setting



**GE Profile™ UltraFresh System™**  
Dishwasher with Stainless Steel Interior

**PDP755SYVFS**

- Deep Clean Washing 3rd Rack
- Twin Turbo Dry Boost™
- Microban™ Antimicrobial Technology
- Active Flood Protect



**GE Profile™ UltraFresh System™**  
Dishwasher with Stainless Steel Interior

**PDT755SYVFS**

- Deep Clean Washing 3rd Rack
- Twin Turbo Dry Boost™
- Microban™ Antimicrobial Technology
- Active Flood Protect



\*SmartHQ™ Connect Module is required and sold separately. It is available for order on [geappliances.com](http://geappliances.com), part number PBX23W00Y0.

Click on the model number to be taken to the product quick specs.

[GEAppliances.com/Pro](http://GEAppliances.com/Pro)

# For the Technology Enthusiasts

## BUILT-IN WALL OVENS

### BASIC



GE Profile™ ENERGY STAR® 22.1 Cu. Ft. Counter-Depth French-Door Refrigerator

#### PYE22KYNFS

- Hands-Free AutoFill
- Full-width, electronic temperature-controlled drawer with LED lights
- Second icemaker option



GE Profile™ 30" Built-In Touch Control Electric Cooktop

#### PEP9030STSS

- Power Boil™ on Tri- and Dual-Ring elements
- Precision temperature control
- Guided cooking



GE Profile™ 30" Commercial Style Hood

#### UVW93042PSS

- 610-CFM venting system
- Four-speed fan control
- Horizontal and vertical exhaust



GE Profile™ 30" Smart Built-In Convection Double Wall Oven

#### PTD7000SNSS

- No-preheat air fry
- Precision cooking
- Built-in WiFi powered by SmartHQ



GE Profile™ Top Control with Stainless Interior Dishwasher Pocket Handle

#### PDT715SYVFS\*

- Dry Boost™ with Fan Assist
- Deep Clean Silverware Jets
- Bottle jets



### Additional Options



GE Profile™ 30" Smart Built-In Convection Single Wall Oven

#### PTS7000SNSS

- No-preheat air fry
- Precision cooking
- Built-in WiFi powered by SmartHQ™



GE Profile™ 36" Built-In Touch Control Electric Cooktop

#### PEP9036STSS

- Power Boil™ on Tri- and Dual-Ring elements
- Precision temperature control
- Guided cooking



GE Profile™ 30"/36" Wall-Mount Chimney Hood

#### UVW7301SWSS - 30"

#### UVW7361SWSS - 36"

- 420-CFM venting system
- Push-button controls
- Variable-speed fan control

\*SmartHQ™ Connect Module is required and sold separately. It is available for order on [geappliances.com](http://geappliances.com), part number PBX23W00Y0.

# For the Technology Enthusiasts

## BUILT-IN WALL OVENS

### ADVANCED



GE Profile™ Series ENERGY STAR® 28.7 Cu. Ft. Smart Fingerprint Resistant 4-Door French-Door Refrigerator With Dual-Dispense AutoFill Pitcher

**PGE29BYTFS**

- Dual-Dispense with AutoFill Pitcher
- LED Light Wall
- Adjustable Temperature Drawer



GE Profile™ 30" Smart Built-In Convection Double Wall Oven

**PTD7000SNSS**

- No-preheat air fry
- Precision cooking
- Built-in WiFi powered by SmartHQ™



GE Profile™ 30" Built-In Touch Control Induction Cooktop

**PHP9030STSS**

- Digital touch controls
- 11" 3,700-watt Power Boil™ element
- SyncBurners



GE Profile™ 30" Commercial Style Hood

**UVW93042PSS**

- 610-CFM venting system
- Four-speed fan control
- Horizontal and vertical exhaust



GE Profile™ UltraFresh System™ Dishwasher with Microban® Antimicrobial Technology Top Control

**PDT755SYVFS**

- Deep Clean Washing 3rd Rack
- Twin Turbo Dry Boost™
- Microban™ Antimicrobial Technology
- Active Flood Protect



### Additional Options



GE Profile™ 36" Built-In Touch Control Induction Cooktop

**PHP9036STSS**

- Digital touch controls
- 11" 3,700-watt Power Boil™ element
- Sync Burners



GE Profile™ 36" Commercial Style Hood

**UVW93642PSS**

- 610-CFM venting system
- Four-speed fan control
- Horizontal and vertical exhaust



GE Profile™ 30"/36" Smart Designer Wall-Mount Perimeter Venting

**UVW9301SLSS - 30"**

**UVW9361SLSS - 36"**

- Perimeter venting
- LED backlit glass touch control
- Included duct cover reaches up to 10 ft.



# À LA CARTE OPTIONS

## REFRIGERATORS



GE Profile™ 23.1 Cu. Ft. Smart Refrigerator

### PWE23KYNFS\*

- Fits 32" openings
- Internal water dispenser
- Factory-installed icemaker
- Optional WiFi Connect
- Full-width, electronic temperature-controlled drawer with LED lights
- TwinChill evaporators



## MICROWAVES & TRIM KITS



GE Profile™ 2.2 Cu. Ft. Built-In Sensor Microwave Oven

### PEB7227ANDD

- Dark grey microwave with stainless trim kit
- Glass touch controls
- 2.2 cu. ft. capacity
- Sensor cooking controls



### Available Trim Kits

#### JX7227SLSS – 27" JX7230SLSS – 30"

- Required for built-in microwaves
- Order separately



GE Profile™ 1.7 Cu. Ft. Convection Over-the-Range Microwave Oven

### PVM9179SRSS

- Air Fry
- Sensor cooking controls
- Chef Connect

\*SmarthQ™ Connect Module is required and sold separately. It is available for order on [geappliances.com](http://geappliances.com), part number PBX23W00Y0.



# LAUNDRY PACKAGE





# Space-Saving, Time-Saving Technology

ULTRAFast COMBO



## Easy Installation

Plugs into standard 120v outlet and no need for a dry exhaust vent.



## Complete Cycle in 2 Hours\*

Wash + dry a large load of laundry in about 2 hours\* without the hassle of transferring clothes between two machines.



## Greater Energy Savings

50% more energy efficient drying\*\* with Ventless Heat Pump.



GE Profile™ 4.8 Cu. Ft. Capacity  
UltraFast Washer/Dryer Combo  
with Ventless Heat Pump Technology

**PFQ97HSPVDS**

- 2-in-1 Washer/Dryer
- Fast Airflow Drying System
- Easy Installation, 120V and no dryer vent



\*Based on completing the Normal Wash + Dry cycle with Eco Dry using a 10-lb. DOE or Mixed Load in about 2 hours. See Use & Care.

\*\*Efficiency rating as compared to the requirements for ENERGY STAR qualification for standard electric dryers.

# À LA CARTE OPTIONS

## LAUNDRY

### SILVER



GE Profile™ 5.0 Cu. Ft. Capacity Washer with Smarter Wash Technology and FlexDispense™ – Wash Mechanism: Infusor

#### PTW600BSRWS

- Smarter Wash Technology
- Microban® Antimicrobial Technology
- Smart FlexDispense™



GE Profile™ 4.9 Cu. Ft. Capacity Washer with Smarter Wash Technology and FlexDispense™ – Wash Mechanism: Single Action Agitator

#### PTW605BSRWS

- Smarter Wash Technology
- Microban® Antimicrobial Technology
- Smart FlexDispense™



GE Profile™ 7.4 Cu. Ft. Capacity Dryer with Washer Link, Wrinkle Care and Sensor Dry Wash Mechanism: Single Action Agitator

- Sensor Dry
- Sanitize Cycle
- 120 ft. venting

PTD60EBSRWS - Electric  
PTD60GBSRWS - Gas



### GOLD



GE Profile™ 5.4 Cu. Ft. Capacity Washer with Smarter Wash Technology and FlexDispense™

#### PTW900BPTRS

- Voice Assistant with Built-In Alexa
- SmartDispense™ Technology
- Quiet Wash with direct drive motor and patented dBt control



GE Profile™ 7.3 Cu. Ft. Capacity Smart Electric/Gas Dryer with Fabric Refresh

- Fabric Refresh
- Steam
- Tangle Control

PTD90EBPTRS - Electric  
PTD90GBPTRS - Gas





# À LA CARTE OPTIONS

## LAUNDRY

### SILVER



GE® 5.0 Cu. Ft. Capacity Smart Front Load ENERGY STAR® Washer with UltraFresh™ Vent System+ with OdorBlock™

#### PFW870SPVRS

- SmartDispense™ Technology
- UltraFresh Vent System+ With OdorBlock™
- More Energy Efficient
- Tier 2 Certified



GE® 7.8 Cu. Ft. Capacity Smart Front Load Dryer with Steam and Sanitize Cycle

#### PFD87ESPVRS - Electric PFD87GSPVRS - Gas

- Convenient 4-Way Venting
- Washer Link
- Steam Cycle



### GOLD



GE Profile™ 5.3 Cu. Ft. Capacity Smart Front Load ENERGY STAR® Steam Washer with Adaptive SmartDispense™ UltraFresh Vent System Plus™ with OdorBlock™

#### PFW950SPTDS

- UltraFresh Vent System+
- Microban® Antimicrobial Technology
- Adaptive SmartDispense™



GE Profile™ 7.8 Cu. Ft. Capacity Smart Front Load Dryer with Steam and Sanitize Cycle

- Steam Sanitize
- Adaptive MySettings
- Washer Link

#### PFD95ESPTDS - Electric PFD95GSPTDS- Gas





good things, for life.



**GE APPLIANCES**

## Dependable Appliances Built for Modern Life

GE Appliances offers kitchens that perfectly complement modern finishes, materials and colors. Backed by more than 100 years of purposeful innovations, owners can expect style, lasting quality and features that improve their everyday lives.



**See the latest from GE Appliances  
on our social channels.**



# BASE HOME PACKAGE

## FREE-STANDING



**GE® 25.3 Cu. Ft. Side-by-Side Refrigerator**

**GSS25GYPFS**

- LED lighting
- Edge-to-edge shelves
- Fingerprint Resistant



**GE® 30" Free-Standing Range**

**JGBS60REKSS**



- 13,000-BTU burner
- Precise Simmer burner
- Black matte steel grates

or



**GE® 30" Free-Standing Range**

**JB645RKSS**



- Two 9"/6" Power Boil™ elements
- Self-clean oven
- Dual-element bake



**GE® Dishwasher with Front Controls**

**GDF510PSRSS\***

- Dry Boost™
- Active Flood Protect
- Piranha hard-food disposer
- Reliable performance




**GE® 1.5 Cu. Ft. Over-the-Range Microwave Oven**

**JVM3162RJSS**

- 950 watts (IEC-705 test procedure)
- Convenience cooking controls
- Auto and time defrost

## Additional Cooking Options



**GE® 36" Built-In Cooktop**

**JGP3036SLSS**



- 15,000-BTU Power Boil™ burner
- Precise Simmer burner
- Sealed cooktop burners
- MAX burner system



**GE® 30" Free-Standing Range**

**JGB645SEKSS**



- Two-piece continuous edge-to-edge cooktop
- 15,000 BTU Power Boil™ burner
- Precise Simmer burner

TRANSITION to

**GGF400PVSS**



- Available December 2024
- Two-piece continuous edge-to-edge cooktop
- 15,000 BTU Power Boil™ burner
- Precise Simmer burner



**GE® 30" Free-Standing Range**

**JBS60RKSS**



- 9"/6" Power Boil element
- Dual-element bake
- 5.3 cu. ft. oven capacity



TRANSITION to

**GRF400SVSS**



- Available March 2024
- 9"/6" Power Boil burner
- Steam Clean
- 5.3 cu. ft.

\*SmartHQ™ Connect Module is required and sold separately. It is available for order on [geappliances.com](http://geappliances.com), part number PBX23W00Y0.



# BASE HOME PACKAGE

## BUILT-IN



### GE® 25.3 Cu. Ft. Side-by-Side Refrigerator

#### GSS25GYPFS


- LED lighting
- Edge-to-edge shelves
- Clear door shelves
- Fingerprint Resistant



### GE® 30" Under-the-Cabinet Hood

#### JVX3300SJSS

- 10-minute installation
- Convertible venting options
- Cooktop lighting



or



### GE® Dishwasher with Front Controls

#### GDF510PSRSS\*

- Dry Boost™
- Reliable Performance
- Piranha™ hard-food disposer



### GE® 30" Smart Built-in Single Wall Oven

#### JTS3000SNSS

- Never-Scrub, heavy-duty racks
- Self-clean oven with optional Steam Clean
- Built-in WiFi powered by SmartHQ™



### GE® 30" Built-in Knob Control Cooktop

#### JP3030SWSS



- Melt setting
- Power Boil™ elements
- Hot surface indicator lights
- Cooktop "On" indicator light



or

### GE® 30" Built-In Cooktop


#### JGP3030SLSS



- 15,000-BTU Power Boil™ burner
- Precise Simmer burner
- Sealed cooktop burners
- MAX burner system



## Additional Cooking Options



### GE® 36" Built-In Cooktop

#### JGP3036SLSS



- 15,000-BTU Power Boil™ burner
- Precise Simmer burner
- Sealed cooktop burners
- MAX burner system



### GE® 36" Built-in Knob Control Cooktop

#### JP3036SLSS



- Melt setting
- Hot surface indicator lights
- Cooktop "On" indicator light
- Power Boil™ element



### GE® 36" Under-the-Cabinet Hood

#### JVX5360SJSS

- 10-minute installation
- Convertible venting options
- Four-speed with boost, 310-CFM venting system



### GE® 30" Smart Built-In Double Wall Oven

#### JTD3000SNSS

- Never-Scrub, heavy-duty racks
- Self-clean oven with optional Steam Clean (both)
- Built-in WiFi powered by SmartHQ™



\*SmartHQ™ Connect Module is required and sold separately. It is available for order on [geappliances.com](http://geappliances.com), part number PBX23W00Y0.

# FOR THE FAMILY PACKAGE

## FREE-STANDING



### GE® ENERGY STAR® 25.6 Cu. Ft. French-Door Refrigerator

#### GFE26JYMFS

- Fingerprint-resistant Stainless
- External controls with temperature set display, child lock and door alarm
- 2 humidity-controlled drawers and full-width drawer



### GE® 30" Slide-In Front Control Gas Range

#### JGSS66SELSS

- **GAS**
- Edge-to-edge cooktop
- Two 15,000-BTU Power Boil™ burners
- Extra-large, integrated, non-stick griddle
- 10,000-BTU oval burner



#### GGSS500SVSS

- **GAS**
- Available December 2024
- Express Preheat
- 5 Burner Edge-to-Edge Cooktop & Extra-Large Integrated Non-Stick Griddle
- Crisp Mode
- Steam Clean

### GE® 1.7 Cu. Ft. Over-the-Range Sensor Microwave Oven

#### JVM6175SKSS

- Weight and time defrost
- 1,000 watts (IEC-705 test procedure)
- Two-speed, 300-CFM venting system
- Charcoal filter installation



### GE® Top Control with Plastic Interior Dishwasher

#### GDT535PSRSS

- Dry Boost™
- Steam+Sani
- Reliable Performance



### GE® 30" Slide-In Electric Range

#### JS645SLSS

- **ELECTRIC**
- Two 9"/6" 3100W Power Boil™ elements
- Self-clean oven
- Dual-element bake



#### GRS500PVSS

- **ELECTRIC**
- Available June 2024
- One 9"/6" and One 9" Power Boil Elements
- Warming Zone
- Express Preheat
- Self & Steam Clean
- Crisp Mode

## Counter-Depth Refrigerator



### GE® ENERGY STAR® 22.1 Cu. Ft. Counter-Depth French-Door Refrigerator

#### GYE22GYNFS\*

- Counter-depth design
- Space-saving icemaker
- Second icemaker option
- TwinChill evaporators



\*SmartHQ™ Connect Module is required and sold separately. It is available for order on [geappliances.com](http://geappliances.com), part number PBX23W00Y0.



# FOR THE FAMILY PACKAGE

## BUILT-IN



GE APPLIANCES

FOR THE FAMILY PACKAGE Built-In



**GE® ENERGY STAR® 22.1 Cu. Ft. Counter-Depth French-Door Refrigerator**

**GYE22GYNFS\***

- Counter-depth design
- Space-saving icemaker
- Second icemaker option
- TwinChill evaporators



**GE® 30" Smart Built-In Convection Double Wall Oven**

**JTD5000SVSS**

- True European Convection
- Anywhere control with remote notifications
- Never-Scrub, heavy-duty, smooth-glide racks
- No-Preheat Airfry



**GE® 30" Wall-Mount Pyramid Chimney Hood**

**JVW5301SJSS**

- 350-CFM venting system with boost
- Electronic backlit controls
- Dual-halogen cooktop lighting
- Vent hood installation

**GE® 30" Knob Control Cooktop**

**JP3030SWSS**

- Melt setting
- Power Boil™ elements
- Hot surface indicator lights
- Cooktop "On" indicator light



**GE® Top Control with Plastic Interior Dishwasher**

**GDT535PSRSS\***

- Dry Boost™
- Steam+Sani
- Reliable Performance



## Additional Options



**GE® ENERGY STAR® 25.6 Cu. Ft. French-Door Refrigerator**

**GFE26JYMFS**

- Fingerprint-resistant Stainless
- External controls with temperature set display, child lock and door alarm
- 2 humidity-controlled drawers and full-width drawer



**GE® 30" Smart Built-In Convection Single Wall Oven**

**JTS5000SVSS**

- True European Convection
- Anywhere control with remote notifications
- Never-Scrub, heavy-duty, smooth-glide racks
- No-Preheat Airfry



**GE® 36" Built-in Knob Control Cooktop**

**JP3036SLSS**

- Melt setting
- Power Boil™ element
- Hot surface indicator lights
- Cooktop "On" indicator light



**GE® 36" Wall-Mount Pyramid Chimney Hood**

**JVW5361SJSS**

- 350-CFM venting system with boost
- Electronic backlit controls
- Dual-halogen cooktop lighting



**GE® 30" or 36" ENERGY STAR® Under-the-Cabinet Hood**

**JVX5300SJSS**

**JVX5305SJSS**

- Four-speed with boost, 310-CFM venting system
- Dual-halogen lighting with night light (bulbs included)
- Optional remote control for ADA installation (UXRC70)



\*SmarterHQ™ Connect Module is required and sold separately. It is available for order on [geappliances.com](http://geappliances.com), part number PBX23W00Y0.

# SLATE FOR THE FAMILY PACKAGE

## FREE-STANDING

### BETTER



#### GE® ENERGY STAR® 27.7 Cu. Ft. French-Door Refrigerator

**GFE28GMKES**

- TwinChill evaporators
- Fingerprint Resistant
- 2 humidity-controlled drawers and full-width drawer with LED light



#### GE® ENERGY STAR® 25.6 Cu. Ft. Smart Refrigerator

**GFE26JMMS**

- Fits 36" opening
- Space-saving icemaker & LED lighting
- External controls with temperature set display, child lock and door alarm
- Spillproof shelves



#### GE® Top Control with Plastic Interior Dishwasher

**GDF550PMRES\***

- Dry Boost™
- AutoSense Cycle
- Manual + adjustable Upper Rack



#### GE® 30" Free-Standing Range

**JGBS66EEKES**

- **GAS**
- Edge-to-edge cooktop
- Extra-large, integrated non-stick griddle
- 15,000-BTU Power Boil™ burner

or

#### GE® 30" Free-Standing Electric Range

**JB645EKES**

- **ELECTRIC**
- Two 9"/6" Power Boil™ elements
- Self-clean oven
- Ceramic-glass cooktop
- 5.3 cu. ft. oven capacity



#### GE® 1.7 Cu. Ft. Over-the-Range Sensor Microwave Oven

**JVM6175EKES**

- Weight and time defrost
- 1,000 watts (IEC-705 test procedure)
- Two-speed, 300-CFM venting system
- Charcoal filter installation

#### GE® 30" Free-Standing Electric Range

**GRF500PVES**

- **ELECTRIC**
- Available June 2024
- One 9"/6" and One 9" Power Boil Elements
- Warming Zone
- Express Preheat
- Crisp Mode



### GOOD



#### GE® ENERGY STAR® 25.3 Cu. Ft. Side-by-Side Refrigerator

**GSS25GMPES**

- LED lighting
- Edge-to-edge shelves
- Clear door shelves



#### GE® 30" Free-Standing Range

**JGBS66EEKES**

- **GAS**
- Edge-to-edge cooktop
- Extra-large, integrated non-stick griddle
- 15,000-BTU Power Boil™ burner

or

#### GE 30" Free-Standing Electric Range

**JB645EKES**

- **ELECTRIC**
- Two 9"/6" Power Boil™ elements
- Self-clean oven
- Ceramic-glass cooktop
- 5.3 cu. ft. oven capacity



TRANSITION  
to

#### GE® 30" Free-Standing Electric Range

**GRF500PVES**

- **ELECTRIC**
- Available June 2024
- One 9"/6" and One 9" Power Boil Elements
- Warming Zone
- Express Preheat
- Crisp Mode



#### GE® Top Control with Plastic Interior Dishwasher

**GDF550PMRES\***

- Dry Boost™
- AutoSense Cycle
- Manual + adjustable Upper Rack



#### GE® 1.7 Cu. Ft. Over-the-Range Sensor Microwave Oven

**JVM6175EKES**

- Weight and time defrost
- 1,000 watts (IEC-705 test procedure)
- Two-speed, 300-CFM venting system
- Charcoal filter installation

\*SmarthQ™ Connect Module is required and sold separately. It is available for order on [geappliances.com](http://geappliances.com), part number PBX23W00Y0.



# HIGH-PERFORMANCE PACKAGE

## FREE-STANDING



### GE® ENERGY STAR® 27.7 Cu. Ft. French-Door Refrigerator

#### GFE28GYNFS

- TwinChill evaporators
- Fingerprint Resistant
- 2 humidity-controlled drawers and full-width drawer with LED light



### GE® ENERGY STAR® 25.6 Cu. Ft. French-Door Refrigerator

#### GFE26JYMFS

- Fingerprint Resistant
- Space-saving icemaker
- 2 humidity-controlled drawers and full-width drawer with LED light



### GE® Top Control Dishwasher with Stainless Steel Interior and Sanitize Cycle

#### GDT670SYVFS

- Dry Boost™ Technology
- Third Rack with Removable Silverware Caddy
- Deep Clean Silverware Jets



### GE® 30" Slide-In Convection Range

#### JGS760SPSS

- GAS**
- No-preheat air fry
  - Edge-to-edge cooktop
  - Built-in WiFi powered by SmartHQ™



#### GG600AVFS

- GAS**  
Available December 2024
- 2 PowerBoil burners, 15,000 BTU & 18,000 BTU
  - EasyWash™ Oven Tray
  - Dual Power Broil & No-preheat air fry
  - Convection



### GE® 1.7 Cu. Ft. Over-the-Range Sensor Microwave Oven

#### JVM7195SKSS

- 1,000 watts (IEC-705 test procedure)
- Weight and time defrost
- Four-speed, 400-CFM venting system

### GE® 30" Slide-In Convection Range

#### JS760SPSS

- ELECTRIC**
- No-preheat air fry
  - 12"/9" dual element
  - Built-in WiFi powered by SmartHQ™



#### GRS600AVFS

- ELECTRIC**  
Available June 2024
- One 9"/6" and One 12"/9" Power Boil Elements
  - EasyWash™ Oven Tray
  - No-preheat air fry
  - Hidden bake
  - Built-In WiFi powered by SmartHQ



\*SmartHQ™ Connect Module is required and sold separately. It is available for order on [geappliances.com](http://geappliances.com), part number PBX23W00Y0.

Click on the model number to be taken to the product quick specs.

[GEAppliances.com/Pro](http://GEAppliances.com/Pro)

# À la Carte Options

## DISHWASHERS


### Built-In Hidden Controls



#### GE® Top Control with Plastic Interior Smart Dishwasher with Sanitize Cycle & Dry Boost™

**GDT635HSRSS**


- Built-in WiFi powered by SmartHQ™
- Dry Boost™
- Bottle Jets
- Active Flood Protect
- Smooth Touch Controls
- 50 dBA



#### GE® Top Control with Stainless Steel Interior Smart Dishwasher with Sanitize Cycle & Dry Boost™

**GDT670SYVFS**

- Dry Boost™
- Steam+Sani
- Active Flood Protect
- Piranha™ hard-food disposer
- Cabinet-depth flush install
- WiFi optional\*
- Reliable Performance
- 46 dBA



Stainless – GDT535PSRSS  
White – GDT535PGRWW  
Black – GDT535PGRBB

#### GE® Plastic Interior Smart Dishwasher

**GDT535P\***

- Dry Boost™
- Steam+Sani
- Active Flood Protect
- Piranha™ hard-food disposer
- Cabinet-depth flush install
- WiFi optional\*
- Reliable Performance
- 55 dBA



### Built-In Front Controls



Stainless – GDF510PSRSS  
White – GDF510PGRWW  
Black – GDF510PGRBB  
Stainless – GDF511PSRSS (with power cord)  
White – GDF511PGRWW (with power cord)  
Black – GDF511PGRBB (with power cord)

#### GE® Plastic Interior Smart Dishwasher

**GDF510P\***

**GDF511\***

- Dry Boost™
- Active Flood Protect
- Piranha™ hard-food disposer
- WiFi optional\*
- Reliable Performance



#### GE® Plastic Interior Smart Dishwasher

**GDF450PSRSS\***

- Heavy Wash with Dry Boost™
- Normal Wash with Heated Dry
- Active Flood Protect
- Piranha™ hard-food disposer
- Cabinet-depth flush install
- Built-up-floor capable
- WiFi optional\*
- Reliable Performance



### GE ADA Compliant Dishwashers



#### GE® Stainless Steel Interior Smart Dishwasher

**GDT226SSLSS\***

- ADA compliant with low-profile installation
- 3-level wash
- AutoSense Cycle
- Bottle Jets
- Piranha™ hard-food disposer with removable filter
- Sanitize option (NSF 184 Certified)
- WiFi optional\*
- 51 dBA



#### GE® Stainless Steel Interior Smart Dishwasher

**GDT225SSLSS\***

- ADA compliant
- 3-level wash
- AutoSense Cycle
- Bottle Jets
- Piranha™ hard-food disposer with removable filter
- WiFi optional\*
- 51 dB



\*SmartHQ™ Connect Module is required and sold separately. It is available for order on [geappliances.com](http://geappliances.com), part number PBX23W00Y0.

# À la Carte Options

GE Disposalls



GE APPLIANCES

À LA CARTE OPTIONS Garbage Disposer



**GE® 1 HP  
Continuous Feed  
Garbage Disposer  
Non-Corded**

**GFC1020N**

- Over 2,800 RPM
- Easy Installation



**GE® 3/4 HP  
Continuous Feed  
Garbage Disposer  
Non-Corded**

**GFC720N**

- Over 2,700 RPM
- Easy Installation



**GE® 1/2 HP  
Continuous Feed  
Garbage Disposer  
Non-Corded/Corded**

**GFC520N  
Non-Corded**

**GFC525N  
Corded**

- Over 2,600 RPM
- Easy Installation



**GE® 1/3 HP  
Continuous Feed  
Garbage Disposer  
Non-Corded/Corded**

**GFC320N  
Non-Corded**

**GFC325N  
Corded**

- Over 2,300 RPM
- Easy Installation



**GE DISPOSALL®  
1 HP Continuous  
Feed Garbage  
Disposer - Corded**

**GFC1065W**

- Over 2,800 RPM
- Universal 3-Bolt  
Installation



**GE DISPOSALL®  
1/3 HP Continuous  
Feed Garbage  
Disposer - Corded**

**GFC365W**

- Over 2,300 RPM
- Universal 3-Bolt  
Installation



**GE DISPOSALL® 1/2  
HP Continuous Feed  
Garbage Disposer  
Corded**

**GFC565W**

- Over 2,600 RPM
- Universal 3-Bolt  
Installation



**GE DISPOSALL®  
3/4 HP Continuous  
Feed Garbage  
Disposer - Corded**

**GFC765W**

- Over 2,700 RPM
- Universal 3-Bolt  
Installation

\*SmartHQ™ Connect Module is required and sold separately. It is available for order on [geappliances.com](http://geappliances.com), part number PBX23W00Y0.



# À la Carte Options

## FREE-STANDING RANGES



### GE® 30" Self-Clean Range

**JB256**

#### ELECTRIC

- 5.0 cu. ft. oven capacity
- Self-clean oven
- Sensi-Temp Technology

Stainless - JB256RTSS  
White - JB256DMWW  
Black - JB256DMBB



### GE® 30" Free Standing Range

**JGBS66REKSS**

#### GAS

- Edge-to-edge cooktop
- Extra-large integrated non-stick griddle
- 15,000 BTU Power Boil™ burner
- Center oval burner



### Free-Standing Electric Convection Range

**JB655YKFS**

#### ELECTRIC

- No-preheat air fry
- Fingerprint resistant options
- Self-clean oven
- 5.3 cu. ft. oven capacity



**GRF600AVSS**

#### ELECTRIC

Available March 2024

- One 9"/6" and One 12"/9" Power Boil burner
- EasyWash™ Oven Tray
- No-preheat air fry



### Free-Standing Gas Convection Range

**JGB735SPSS**

#### GAS

- No-preheat air fry
- Edge-to-edge cooktop
- Integrated griddle



**GGF600AVSS**

#### GAS

Available September 2024

- 2 PowerBoil™ burners 15,000-BTU
- EasyWash™ Oven Tray
- No-preheat air fry
- Dual Power Broil



## MICROWAVES & VENTILATION



### GE® 1.6 Cu. Ft. Capacity Oven

**JNM3163RJSS**

- 950 watts (IEC-705 test procedure)
- Convenience cooking controls
- Auto and time defrost



### GE® 1.6 Cu. Ft. Capacity Oven

**JVM3160RFSS**

- 1,000 watts (IEC-705 test procedure)
- Convenience cooking controls
- Auto and time defrost
- Two-speed, 300-CFM venting system
- Charcoal filter installation



### GE® 1.7 Cu. Ft. Capacity Oven

**JVM6172SKSS**

- 1,000 watts (IEC-705 test procedure)
- Weight and time defrost
- Two-speed, 300-CFM venting system



### GE® 1.9 Cu. Ft. Capacity Sensor Oven

**JVM7195SKSS**

- 1,000 watts (IEC-705 test procedure)
- Weight and time defrost
- Four-speed, 400-CFM venting system
- Easy-clean interior with Steam Clean



### GE® 20" Custom Hood Insert With Dimmable LED Lighting

**UVC7300SLSS**

- 390-CFM blower
- Dual-LED dimmable lighting
- Dishwasher-safe filter



### GE® 36" Custom Hood Insert With Dimmable LED Lighting

**UVC9360SLSS**

- Adjustable 610-CFM blower
- Triple-LED lighting
- Dishwasher-safe filter



### GE® Hood Liner

- Custom appearance and built-in convenience
- UXHL30 - 30"  
UXHL36 - 36"

# À la Carte Options

## REFRIGERATORS & FREEZERS

### French-Door Refrigerators

#### GE® 18.6 Cu. Ft. Smart® Counter-Depth Refrigerator

**GWE19JYLF5**

- Fits 33" openings
- Fingerprint Resistant
- Factory-installed icemaker with water filtration system
- LED lighting



#### GE® ENERGY STAR® 21.9 Cu. Ft. Fingerprint Resistant Counter-Depth French-Door Refrigerator

**GWE22JYMFS**

- Fits 36" openings
- Fingerprint Resistant
- Factory-installed icemaker with water filtration system
- LED lighting



#### GE® 20.8 Cu. Ft. Smart® Refrigerator with Door Alarm

**GNE21FYKFS\***

- Fits 30" openings
- LED lighting
- 2 humidity-controlled drawers and 1 full-width, adjustable temperature drawer
- Factory-installed icemaker



#### GE® ENERGY STAR® 20.6 Cu. Ft. Fingerprint Resistant Counter-Depth French-Door Refrigerator

**GYE21JYMFS**

- Fit 36" openings
- Fingerprint Resistant
- External Ice & Water dispenser with temperature display
- Space saving in-door icemaker
- LED lighting



#### GE® 24.7 Cu. Ft. Smart® Refrigerator

**GNE25JYKFS**

- Fits 33" openings
- Fingerprint Resistant
- Internal water dispenser
- LED lighting
- Factory-installed icemaker



### Side-by-Side Refrigerators



#### GE® 23.0 Cu. Ft. Refrigerator

**GSE23GYPFS**

- 33" wide refrigerator
- Fingerprint Resistant
- LED lighting
- Edge-to-edge shelves
- Clear door shelves



#### GE® 25.3 Cu. Ft. Refrigerator

**GSE25GYPFS**

- 36" wide refrigerator
- Fingerprint Resistant
- Edge-to-edge shelves
- Clear door shelves
- Interior storage drawers



#### GE® 21.9 Cu. Ft. Counter-Depth Refrigerator

**GZS22DSJSS**

- 36" wide refrigerator
- Counter-depth design
- LED lighting
- Integrated shelf support system
- Adjustable slide-out, spillproof glass shelves
- Adjustable clear door bins

### Bottom Freezer

#### GE® ENERGY STAR® 17.7 Cu. Ft. Counter-Depth Bottom-Freezer Refrigerator

**GBE17HYRFS**

- Fits 32" Openings
- Narrow Width
- Counter Depth
- Recessed Handles



\*SmartHQ™ Connect Module is required and sold separately. It is available for order on [geappliances.com](http://geappliances.com), part number PBX23W00Y0.





# À la Carte Options

## REFRIGERATORS & FREEZERS

### Top Freezer Refrigerators



Voted  
#1

#### GE® 16.6 Cu. Ft. Refrigerator

**GTE17DT**

**GTE17GS**

- Fits 28" openings
- #1 in Quality and Dependability\*
- LED lighting
- Adjustable wire shelves
- Upfront temperature controls



GTE17DTNRBB - Black  
GTE17DTNRWW - White  
GTE17GSNRSS - Stainless



Voted  
#1

#### GE® 17.5 Cu. Ft. Refrigerator

**GIE18GSNRSS**

- Fits 28" openings
- #1 in Quality and Dependability\*
- LED lighting
- Edge-to-edge glass shelves
- Sliding deli drawer



Voted  
#1

#### GE® 19.2 Cu. Ft. Refrigerator

**GIE19JSNRSS**

- Fits 30" openings
- #1 in Quality and Dependability\*
- Premium inner door
- LED lighting
- Edge-to-edge glass shelves



#### GE® 17.5 Cu. Ft. Refrigerator

**GTE18DT**

**GTE18GS**

- Fits 33" openings
- LED lighting
- Edge-to-edge glass shelves
- Sliding deli drawer



GTE18DTNRBB - Black  
GTE18DTNRWW - White  
GTE18GSNRSS - Stainless



Voted  
#1

#### GE® ENERGY STAR® 21.1 Cu. Ft. Top-Freezer Refrigerator

**GIE21GSHSS**  
**GIE21GTHBB**  
**GIE21GTHWW**

- Interior Lighting
- Adjustable spill-resistant glass shelves
- Snack Drawer & Gallon Door Bins



#### GE® ENERGY STAR® 21.1 Cu. Ft. Top-Freezer Refrigerator

**GTE21GSH**  
**GTE21GSHSS**  
**GTE21GTHBB**

- Interior Lighting
- Adjustable spill-resistant glass shelves
- Snack Drawer & Gallon Door Bins



\*Among 16-22 cu. ft. refrigerators based on an independent study of property maintenance personnel.  
Source: The Stevenson Company, 2020—Market research company with over 20 years of experience in the appliance industry.





GE APPLIANCES

LAUNDRY PACKAGES



GE APPLIANCES

**LAUNDRY PACKAGES**

# FRONT LOAD LAUNDRY



## GE® 4.6 Cu. Ft. Capacity Smart Front Load ENERGY STAR® Washer

**GFW510SCVWW**

- UltraFresh Vent System with OdorBlock™
- Microban Antimicrobial Technology
- True 32" depth



## GE® 7.8 Cu. Ft. Capacity Smart Front Load Dryer

**GFD55**

- Built-In WiFi powered by SmartHQ™
- Quick Dry
- Sanitize cycle

*GFD55ESSNWW - Electric*  
*GFD55GSSNWW - Gas*  
*GFD55ESSNWW - Electric*



## GE® 5.0 cu. ft. Capacity Smart Front Load ENERGY STAR® Steam Washer with Sanitize + Allergen

**GFW655SPVDS - Carbon Graphite**  
**GFW655SSVWW - White**

- UltraFresh Vent System with OdorBlock™
- SmartDispense™ Technology
- Microban® Antimicrobial Technology



## GE® 7.8 cu. ft. Capacity Smart Front Load Dryer with Steam and Sanitize Cycle

**GFD65ESPVDS - Carbon Graphite, Electric**  
**GFD65ESSVWW - White, Electric**

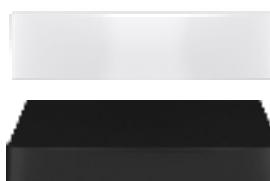
**GFD65GSPVDS - Carbon Graphite, Gas**  
**GFD65GSSVWW - White, Gas**

- Power Steam Technology
- Quick Dry
- Built-In WiFi powered by SmartHQ™



## GE® FRONT LOAD WASHER/DRYER PEDESTALS

*GFP1528SNWW-White*  
*GFP1528PTDS - Carbon Graphite*



## GE® LAUNDRY 7" RIGHTEIGHT™ RISER

*GFR0728SNWW-White*  
*GFR0728PTDS-Carbon Graphite*

# TOP LOAD LAUNDRY



## GE® 4.0 Cu. Ft. Capacity Washer with Stainless Steel Basket and Water Level Control

**GTW220ACWW**

- Water Level Control
- Stainless steel basket
- Late Lid Lock Safety

## GE® 6.2 Cu. Ft. Capacity Dryer

**GTX22**

- Auto Dry
- Up to 120-ft. venting capability
- Aluminized alloy drum

GTX22EASKWW - Electric

GTX22GASKWW - Gas



## GE® 4.4 Cu. Ft. Capacity Washer

**GTW490ACJWS**

- Efficient Infusor
- Deep Fill
- Stain Pretreat



## GE® 4.3 Cu. Ft. Capacity Washer with Stainless Steel Basket, Late Lid Lock Safety

**GTW525ACWWB**

- 5-year/10-year/ Lifetime Limited Warranty
- Large 4.3 Cu.Ft. Capacity
- Water Level Control
- Commercial-Grade Components



## GE® 7.2 Cu. Ft. Capacity Electric/Gas Dryer

**GTD45**

- Up to 120-ft. venting capability
- Aluminized alloy drum
- Extended Tumble

GTD45EASJWS - Electric

GTD45GASJWS - Gas



## GE 6.2 Cu. Ft. Capacity Aluminized Alloy Drum Dryer

**GTX52**

- 5-year warranty
- Even airflow
- Long vent
- Commercial-Grade Components

GTX52EASPWB - Electric

GTX52GASPWB - Gas



## GE® 24" Unitized Washer/Dryer with 2.3 Cu. Ft. Capacity Washer and 4.4 Cu. Ft. Capacity Dryer

**GUD24**

- Stainless steel basket
- Bleach and fabric softener dispensers
- 11 wash cycles
- 6 wash temperatures
- 1 wash/spin speed combination
- Auto Load Sensing
- Rotary electronic controls

GUD24ESSMWW (Electric)

GUD24GSSMWW (Gas)



## GE® 27" Unitized Washer/Dryer with 3.8 Cu. Ft. Capacity Washer and 5.9 Cu. Ft. Capacity Dryer

**GUD27**

- Stainless steel basket
- 11 wash cycles
- 6 wash temperatures
- Heavy-duty agitator
- Auto Load Sensing with 4 water levels
- Rotary electronic controls

GUD27ESSMWW (Electric)

GUD27GSSMWW (Gas)

# COMMERCIAL LAUNDRY



GE APPLIANCES

LAUNDRY PACKAGES COMMERCIAL



## GE® 3.8 Cu. Ft. Capacity Commercial Washer with Stainless Steel Basket

**VTW565ASVWB**

### Commercial-Grade Components and Materials

Built to last with a heavy-duty agitator, ½ horsepower motor, stainless steel wash basket, galvanized steel cabinet, and metal transmission.

### Protected with Microban®

Antimicrobial Technology built into high-touch elements on the control panel.

### 800 RPM Spin Speed

A higher spin speed maximizes water extraction.

## Life is full of cycles

We're here to see you through them all.  
Again. And again. And again.



### Commercial Universal Coin Box

**VKAUNICBT-GE®**



### Commercial Single Coin Drop

**VTA56SCDT-GE®**



### Commercial Coin Housing Kit

**VTA56CHKT-GE®**

## GE 7.7 Cu. Ft. Capacity Dryer, Standalone Unit

### Commercial-Grade Components

This dryer is built to last, with upgraded hinges, knobs, door strength and close latches for long-lasting performance.

### Protected with Microban®

Antimicrobial Technology built into high-touch elements on the control panel.

### 7.7 Cu. Ft. Capacity

Maximizes revenue with an extra-large capacity that delivers the drying experience that tenants and guests expect.

**VTD56EASVWB - Electric**

**VTD56GASVWB - Gas**

Discover more: [geappliances.com/commercial-laundry](https://geappliances.com/commercial-laundry) ▶





# Haier

## City-inspired appliances designed for any size home

Bring the energy of the city to any living space with Haier's full-size and small-space appliances. Haier Appliances offers worldly inspired design simplicity, at a value.



See the latest from Haier  
on our social channels.



## Small Space Kitchen Appliance Suite

Haier small-size appliances let you live large even in the smallest kitchen. Integrated handles, unique configurations, built-ins and free-standing appliances – our smaller appliances are designed for function, fashion and easy installation. Whether you’ve got an urban apartment or condo, tiny kitchen, man cave, home bar, or even an RV, we’ve got small-size appliances to maximize space with style to spare.



**Refrigerators**  
33" Wide or Less



**24" Ranges**



**24" Wall Ovens**



**24" Microwaves**



**18" Dishwashers**

**Explore the #1 brand of major appliances  
in the world for over 10 years in a row.**



**Hotpoint.**  
**TOUGHER**  
**• THAN •**  
**TENANTS**

Since 1903, Hotpoint has built appliances that get the job done right. That's why we know property manager customers will appreciate the fact that we've designed our appliances to be tougher than ever, while still respecting their budgets and timelines. We take pride in making life just a little easier and in building appliances that are strong enough to wear our logo.



**SEE THE LATEST FROM HOTPOINT ON OUR SOCIAL CHANNELS.**

# TOUGHER THAN TENANTS PACKAGE



## Hotpoint® 15.6 Cu. Ft. Recessed Handle Top-Freezer Refrigerator

**HPS16BTN**

- LED lighting
- Pocket handles
- Adjustable wire shelves

HPS16BTNWWW - White

HPS16BTNBB - Black



## Hotpoint® 17.5 Cu. Ft. Recessed Handle Top-Freezer Refrigerator (Not shown)

**HPS18BTN**

- LED lighting
- Pocket handles
- Adjustable wire shelves

HPS18BTNWWW - White

HPS18BTNBB - Black



## Hotpoint® 1.6 Cu. Ft. Over-the-Range Microwave Oven

**RVM5160DH**

- Convenience cooking controls
- Weight and time defrost
- Turntable
- Two-speed, 300-CFM venting system

RVM5160DHHW - White

RVM5160DHBB - Black


## Hotpoint® One Button Dishwasher with Plastic Interior

**HDF310PGR**

- Active Flood Protect
- One-button cycle operation
- Completely washed and dried dishes
- Hard-foam disposer
- 60 dBA dishwasher

HDF310PGRWW - White

HDF310PGRBB - Black



## Hotpoint® 30" Free-Standing Standard Clean Range

**RBS360DM**



- Standard clean oven
- Sensi-Temp Technology
- Electronic clock and timer

RBS360DMWW - White

RBS360DMBB - Black

## Hotpoint® 30" Free-Standing Range (Not shown)

**RGBS300DM**



- Standard clean oven
- 4.8 cu. ft. oven capacity
- Sealed cooktop burners
- Porcelain upswept cooktop

RGBS300DMWW - White

RGBS300DMBB - Black





WE CONNECT. WE SIMPLIFY.  
**WE LEAD.**