

EasyStart™

Troubleshooting Article

System is Not Cooling

Initial Troubleshooting Steps



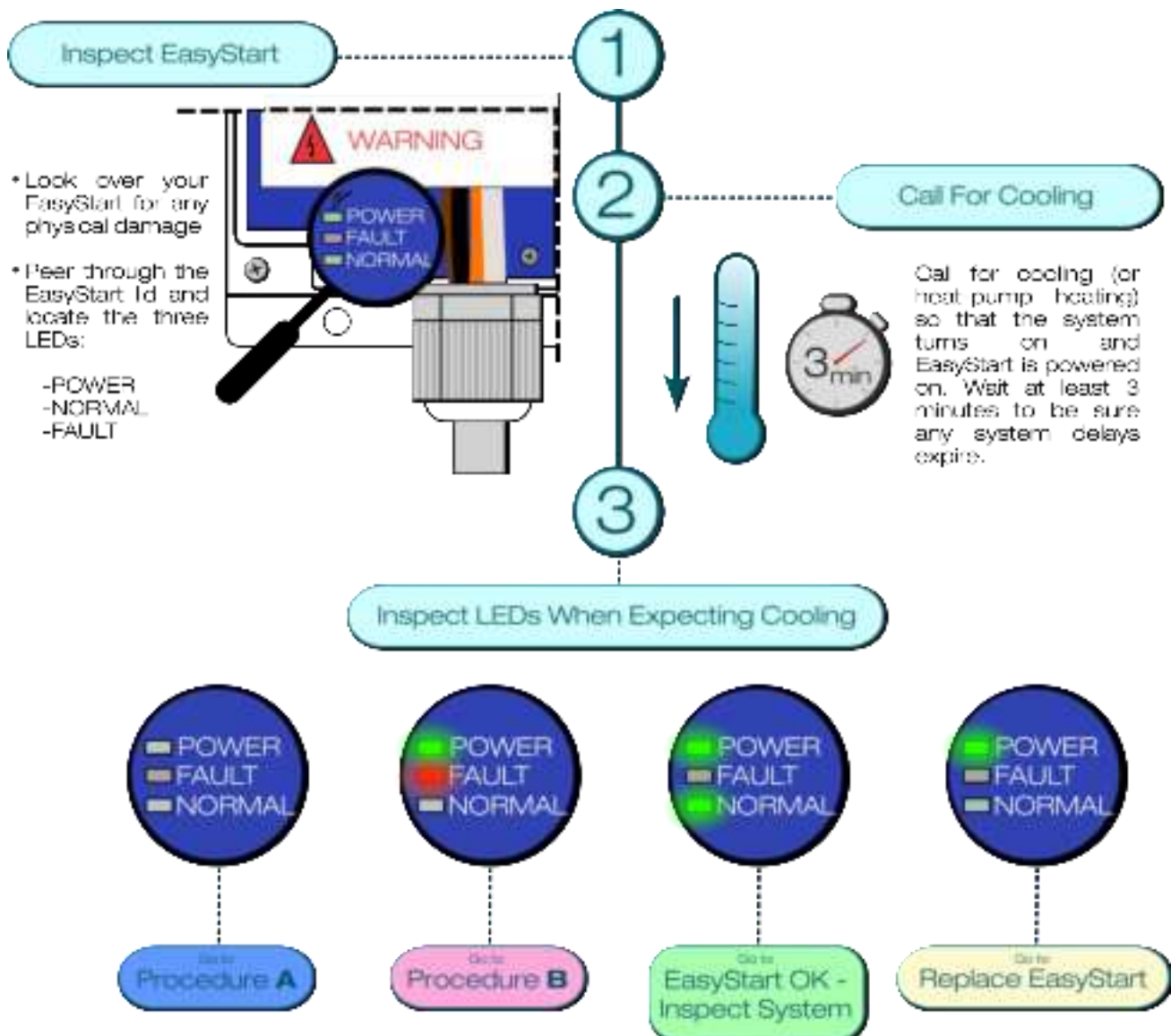
This article is to help determine if an installed EasyStart has failed and must be replaced. The word “system” in this document is used to mean the entire A/C system. This includes the wiring, thermostat, electrical components, the compressor, fans, refrigerant lines, and others.

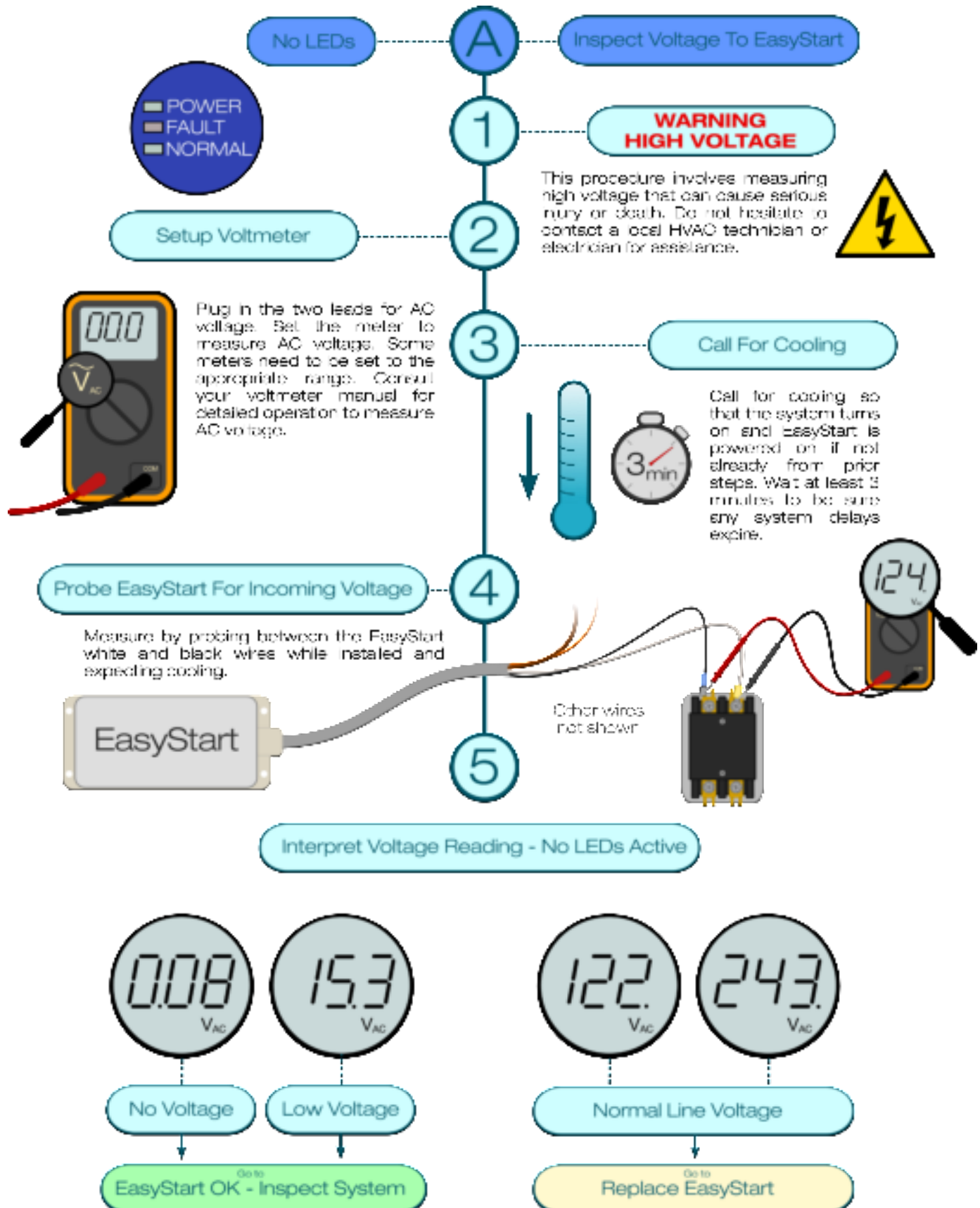
Normal System Operation

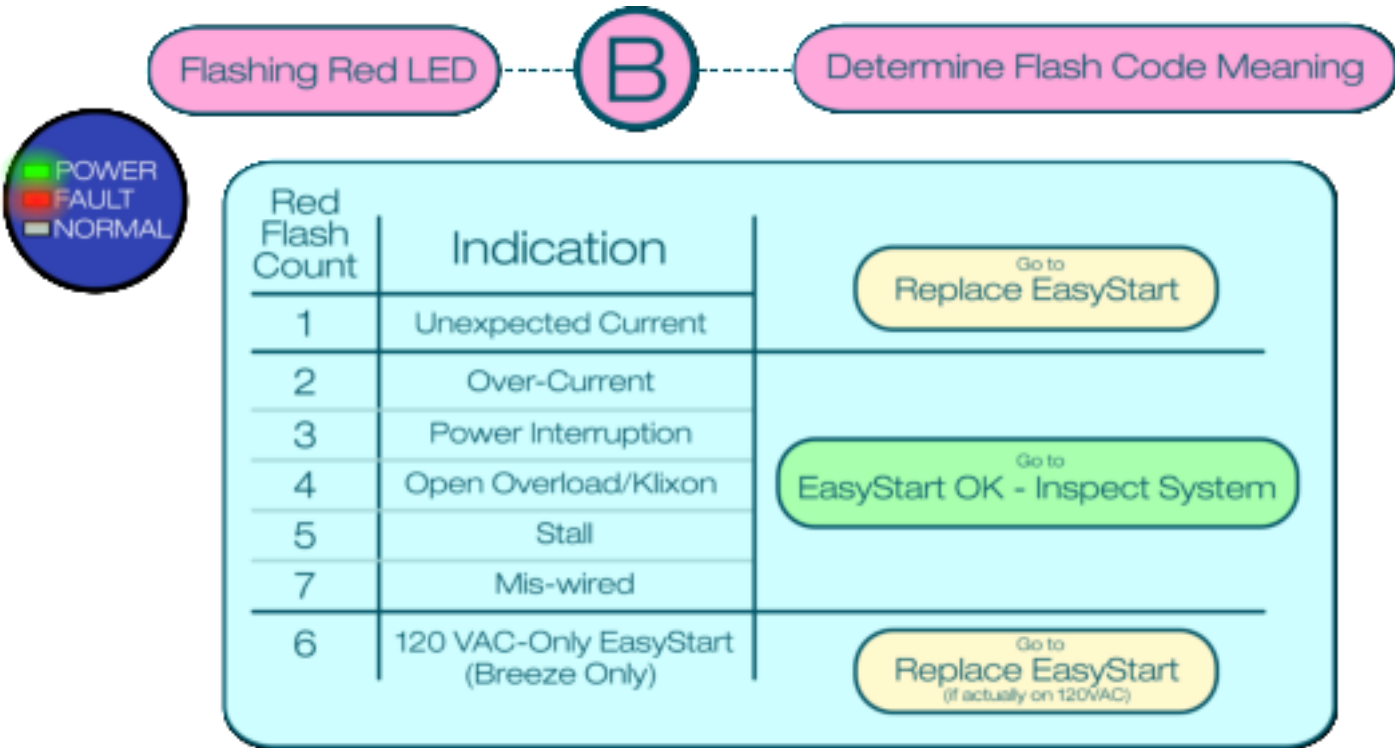
You set your thermostat to call for cooling (or heat-pump heating). Your system begins cooling by applying power to EasyStart. EasyStart’s LEDs should light up and then it starts the compressor after any internal delays, typically within a few seconds. EasyStart will continue to run the compressor until your thermostat is satisfied and removes power from EasyStart and the compressor.

System Not Cooling? - Troubleshooting Procedure

You may find that the system is not cooling as expected. Follow these steps to determine if EasyStart must be replaced or if further troubleshooting is needed.







EasyStart OK - Inspect System

The previous sections lead you here if EasyStart is operating normally and further system troubleshooting is needed. There are often field solutions to these problems that replacing EasyStart outright may not solve. Below are some resources for further troubleshooting, such as what to do when you find certain LED patterns, when you should factory reset EasyStart (and how), and verifying it is wired correctly. An A/C service technician may be best to fully diagnose a system and identify root causes.

EasyStart Knowledge Bank

Home page for the latest guides on installation, operation, and troubleshooting. Use the troubleshooting section for more articles and next steps:

- Indicator Lights Definitions
- Basic Troubleshooting
- Advanced Troubleshooting
- Installation and Wiring
- Bluetooth Manual
- Learning and Relearning

https://www.micro-air.com/kb_easystart.htm

Dealer Map

This is a map of all technicians and RV shops associated with Micro-Air. You can use these businesses for installation and troubleshooting services.

<https://www.microair.net/pages/find-a-dealer>

Replace EasyStart

The previous sections lead you here if EasyStart itself seems to have failed. Please reach out to your point of purchase with details of what you have done to determine EasyStart is the issue. If you have trouble with this process or purchased directly from us then please Contact Us on our website for next steps. Be sure to provide what product you have, model number, serial number, and a description of what is happening and what you have tried when contacting us.

Main Website (Contact Us)

<https://www.microair.net/>