ProtoArc

EN

XKM01

Foldable Full-Size Wireless Keyboard Mouse Combo

User Manual

www.protoarc.com

US
support@protoarc.com
+1 888-966-1688
Monday-Friday, 9am-6pm, 2pm-10pm Taiwan Time)
Saturday-Sunday, closed

UK
support-uk@protoarc.com

Contents

English 01-05
Français 06-11
Español 12-17

Packing List



Product Features



2.4G Connection

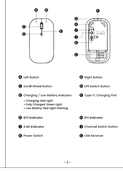

Keyboard Bluetooth Connection



Note for US Users

For Samsung tablet or mobile phone, please set the keyboard language to English (US) or you cannot find the entering using the keyboard. For example:
Samsung tablet setup steps as follows: Settings > General management > Keyboard list and default > On-screen keyboard types > Manage input languages > Choose English (US).
Samsung mobile phone setup steps as follows: Settings > Language & input > Physical keyboard > Protoarc XKM01 keyboard > Set keyboard layouts > Choose English (US).

Mouse Bluetooth Connection

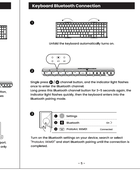

Mode Switch Method



Charging Guide

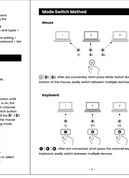

Multimedia Function Keys

Keys	Windows OS	Android OS	iPad OS	Mac OS
	Light +	Light +	Light +	Light +
	Light -	Light -	Light -	Light -
	Minimize Windows	Minimize Windows	Minimize Windows	Minimize Windows
	Multi-window Switch	Multi-window Switch	Multi-window Switch	Mission Control
	Display Settings	No Name	No Name	Display Settings
	Search	Search	Search	/
	Previous Track	Previous Track	Previous Track	Previous Track
	Play & Pause	Play & Pause	Play & Pause	Play & Pause
	Next Track	Next Track	Next Track	Next Track
	Mute	Mute	Mute	Mute
	Volume -	Volume -	Volume -	Volume -
	Volume +	Volume +	Volume +	Volume +
	Lock Screen	Lock Screen	Lock Screen	/
	Screenshot	Screenshot	Screenshot	Screenshot
	Hold for 2S to lock Screen or turn off the Screen			

Note: The F6 function is a cycle mode (F1-F3 and multimedia functions are cyclically used).

How to Use Special Characters in British English

On Mac/iOS/iPad/iOS/OS systems:

Press the key and you can type the symbol shown in the right square frame.



Press and hold the key (Shift) then press the corresponding key, you can type the symbol shown in the right square frame.

On Android/Windows:

Press the key and you can type the symbol shown in the right square frame.

Press and hold the key (Shift) then press the corresponding key, you can type the symbol shown in the right square frame.

Press and hold the key (Shift) One as the right side of the keyboard, then press the corresponding key, you can type the symbol " ~ and " ".

Product Parameters

Keyboard Parameters

Battery Capacity	350 mAh
Working Current	≤ 5.5 mA
Standby Current	≤ 0.5 mA
Charging Current	80 mA (±10mA)
Standby Time	≥ 5 days
Charging Time	≤ 2 hours
Working Time	≥ 60 hours
Weight	250 g
Keyboard Dimension	365.4x151.7x12.6mm(Unfolded) 182.6x76.5x12.6mm(Folded)

Mouse Parameters

Original	Optical
USB	2.4G(2.5G)/USB-UR
Mouse Size	More than 2 million times
Input	5V-1000mA
Battery Capacity	300mAh
Working Time	60 hours charge and discharge cycles
Standby Time	240 Days
Continuous Working Time	30 hours
Mouse Dimensions	117.8*67.0*39.0mm

2.4G Transmission Parameters

Transmission Distance	10M
Working Voltage	3.7V
Working Current	20mA
Falling Rate	20Hz
System Requirements	An available USB port Windows 7 or higher version Windows 8 or higher version

Bluetooth Transmission Parameters

Transmission Distance	10M
Working Voltage	3.7V
Working Current	20mA
Falling Rate	20Hz
System Requirements	Bluetooth receiving device Windows 8, Windows 10 or higher version Mac OS X 10.8 or higher version Android 5.0 or higher version

Tips

1.If Bluetooth connection is not working properly, kindly the keyboard to turn off its power, then switch Bluetooth connection to default the device's Bluetooth connection and re-connect the keyboard and mouse to the Bluetooth connection list of the device once again.

2. To switch to a successfully connected channel, press the channel button and wait for 3 seconds before continuing to use.

3. The keyboard and mouse have a memory function. When they are paired with a computer for the first time, the next time they are turned on, they will automatically connect to the default channel last used. Again, they will automatically connect to the default channel last used when they are turned on.

4. Let all users, Why is the keyboard English US [QWERTY] Keyset when I just will thoroughly check:
Please check the keyboard, please set the keyboard language to English (US) [QWERTY] Keyset.
Samsung tablet setup steps as follows: Settings > General management > Keyboard list and default > On-screen keyboard types > Manage input languages > Choose English (US).
Samsung mobile phone setup steps as follows: Settings > Language & input > Physical keyboard > Protoarc XKM01 keyboard > Set keyboard layouts > Choose English (US).

Safety Warning

IMPORTANT: To reduce risk of fire, electric shock, or injury, follow these safety instructions.

Charging Safety. Use only the provided cable. Charge in a well-ventilated area. Do not charge in extreme temperatures.

Battery Handling. Do not attempt to replace the Ni-MH Bluetooth battery. Battery replacement should be conducted by qualified personnel to prevent fire.

Avoid Interference. Keeping the item in high-temperature environments, or in direct sunlight, which could result in a fire hazard.

Avoid Exposure. Keep the item away from water and liquids. Do not use it wet and thoroughly dried.

Damage and Leakage. Cease usage and consult customer service if the item is damaged or the battery leaks.

Correct Disposal. Follow local regulations for disposing of electronic devices and batteries. Do not dispose of with household waste.

Avoid Frequency Interference. This device may cause interference with other electronic devices. Keep it away from sensitive equipment.

Child Safety. Keep the item and its components out of reach of children to avoid choking or battery ingestion hazards. Never allow children to handle the item unsupervised.

CAUTION: Item compliance with the above warnings can lead to damage or injury if ignored.

For further assistance or information, please contact our customer service.
Emergency Contact: +1 888-966-1688 (United States)

Sleep Mode

1.When the keyboard is not used for more than 30 minutes, it will automatically enter sleep mode. Press any key to wake up the keyboard.

2.When you are the keyboard lagging, you need to press any key, and the keyboard will wake up within 3 seconds. The indicator will flight up again and starts to work.

EU Declaration of Conformity

Product Name: Foldable Full-Size Wireless Keyboard Mouse Combo
Model: XKM01
Manufacturer: Shenzhen Yuanchuang Technology Co., Ltd.
Brand: ProtoArc
Origin: China
Date of Production: Date on the product
Date of Declaration: 2024-10-01
Contact Email: support@protoarc.com
Contact Address: Room 1 Building 10, Area 2, Shangxiang Industrial Park, Shangxiang Road, Yuanshan Community, Longtian Street, Pingshan District, Shenzhen City, Guangdong Province, China
Contact Phone: +1 888-966-1688

Applicable Directives: 2014/53/EU, 2011/65/EU, (EU) 2015/863, 2009/125/EC, (EU) 2019/1782, (EU) 2019/1783, (EU) 2019/1784, (EU) 2019/1785, (EU) 2019/1786, (EU) 2019/1787, (EU) 2019/1788, (EU) 2019/1789, (EU) 2019/1790, (EU) 2019/1791, (EU) 2019/1792, (EU) 2019/1793, (EU) 2019/1794, (EU) 2019/1795, (EU) 2019/1796, (EU) 2019/1797, (EU) 2020/1816, (EU) 2020/1817, (EU) 2020/1818, (EU) 2020/1819, (EU) 2020/1820, (EU) 2020/1821, (EU) 2020/1822, (EU) 2020/1823, (EU) 2020/1824, (EU) 2020/1825, (EU) 2020/1826, (EU) 2020/1827, (EU) 2020/1828, (EU) 2020/1829, (EU) 2020/1830, (EU) 2020/1831, (EU) 2020/1832, (EU) 2020/1833, (EU) 2020/1834, (EU) 2020/1835, (EU)