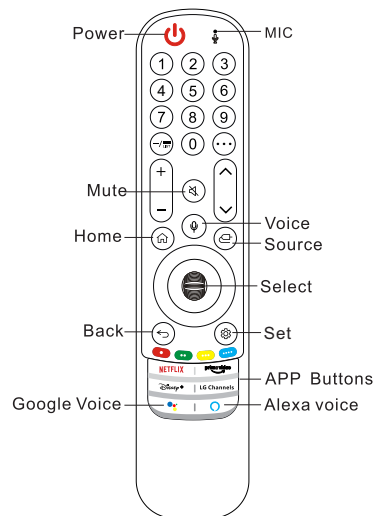


Smart Remote Control User Manual

1. Product Diagram



1

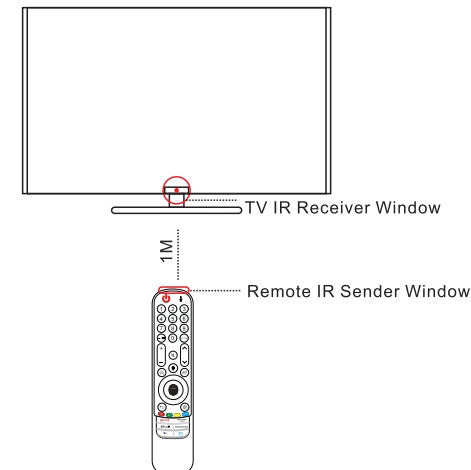
2. Function keys

Button	Description
	Press to turn the TV On or OFF.
	Change channels, adjust volume and use the Magic Remote feature- right from the app.
	Press the Home button to get Started on your smart TV journey to access apps and services on your TV.
	Switching signal sources
	Return.Press and hold to exit
	Set
	Press the Google Assistant button on your remote to talk to Google
	Your TV has Alexa built in. Press the Alexa button to get started.
	Use LG Channels to watch hundreds of channels for free

2

3. How to make a connection between your TV and remote control

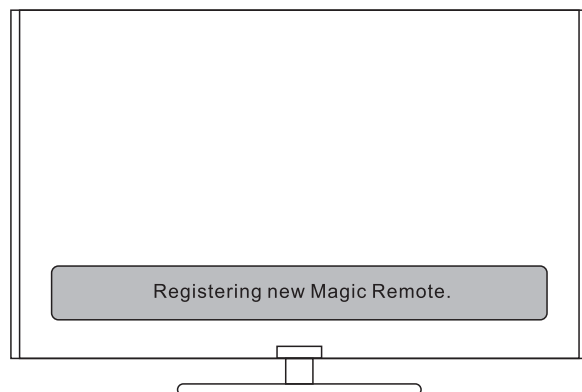
1.Point it at the front of the TV,and then press and hold the and buttons simultaneously for 5 seconds or more.



When pairing, please point remote's IR Sender directly to Tv's IR Receiver to activate pairing mode.

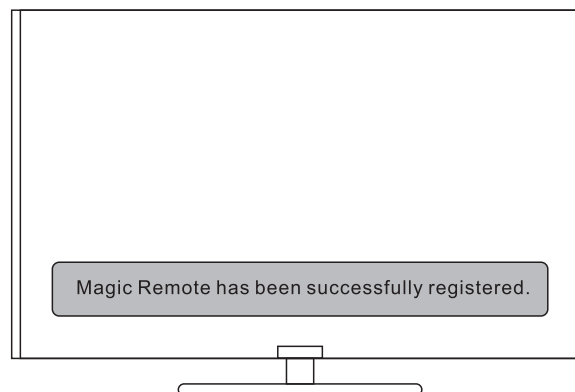
3

2.When TV Registering new Magic Remote displayed , now the TV is in the mode of pairing.



4

3.When TV Magic Remote has been successfully registered displayed, you can release the buttons and now remote pairing succeed.



Please do not release the buttons and until Magic Remote has been successfully registered displayed,otherwise, you can not enter into bluetooth Pairing Mode.

5

4.How to Clear pairing information.

Clear pairing information: Press and buttons at the same time for five seconds,to un-pair the Magic Remote from your TV.

5.How to active cursor

- (1).Press button, and return to main menu,or
- (2).Scroll Up or Down.

If initials pairing fails, please press and simultaneously for 5 seconds to erase pairing, and then pair again.

6.If any problem,Plesse contact us.



6