

# Integrated Column Refrigerator, 30", Water

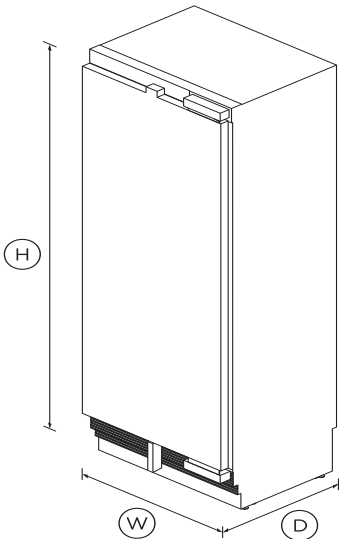
Series 11 | Integrated  
Panel Ready | Right Hinge



- Install it separately or pair with another Column for seamless integration – this model is right hinge with stainless steel interior.
- ActiveSmart™ technology helps keep food fresher for longer by constantly maintaining the ideal temperature
  - Two separate Variable Temperature Zones. Choose from Fridge, Pantry or Chill
  - Internal water dispenser for convenient access to fresh, chilled water
  - Customize with your own kitchen cabinetry or purchase our stainless steel door panel accessory

## DIMENSIONS

Height	84"
Width	29 3/4"
Depth	24"



## FEATURES & BENEFITS

- Variable temperature zones**  
Create the perfect climate by storing food at their optimal temperature. Change a compartment to Fridge, Pantry or Chill.
- Internal water dispenser**  
This integrated model features a slimline water dispenser, located on the inside for an uninterrupted exterior. The flush-fit design of the water dispenser maximizes internal storage space, allowing the shelves to be adjusted to suit your needs. Enjoy a

continuous flow of temperature-controlled chilled water to fill almost any size or shape of vessel.

**Mix & match**  
Integrated Column Refrigeration gives you the freedom to mix and match refrigerators and freezers based on your needs – or install separately. They can be customized with your kitchen cabinetry for a seamless look, or finished with one of our stainless steel door panels.

**Clever energy**  
ActiveSmart™ makes your refrigerator more energy efficient – adapting to daily use and cooling and defrosting only when needed. This means it uses the energy it needs without compromising on food care.

**Appealing illumination**  
Bright LEDs light up the ceiling, shelves, bins and trays in both refrigerator and freezer, creating a welcoming glow in your kitchen at night and using less power than comparable halogen lights.

**Design quality**  
<>

**Perfect fit**  
<>

## SPECIFICATIONS

Accessories	
18" Stainless steel toe kick	25388
24" Stainless steel toe kick	25390
30" Stainless steel toe kick	25392
42" Stainless steel toe kick	25394
48" Stainless steel toe kick	25396
54" Stainless steel toe kick	25398
60" Stainless steel toe kick	25400

Contemporary round handle	<b>AHS-RD84</b>
Contemporary square handle	<b>AHD3-RD84</b>
Hinge change (from left hinge	<b>848190</b>
Hinge change (from right hinge	<b>848189</b>
Joiner kit	<b>24985</b>
Professional round flush handle	<b>AHP3RDSF</b>
Professional round handle kit	<b>AHC-RD84</b>
Professional square handle kit	<b>AHV2-RD84</b>
Square fine aluminium handle	<b>AHD5RDSF</b>
Square fine black handle kit	<b>AHD5RDSFB</b>

**Consumption**

Energy rating	<b>Energy star</b>
---------------	--------------------

**Features**

Adjustable glass cantilevered	•
Adjustable glass shelves	<b>2</b>
Covered door shelves	<b>1</b>
Door alarm	•
Gallon door shelves	<b>1</b>
Internal water dispenser	•
LED bin lighting	•
LED ceiling lighting	•
LED side lighting	•
SmartTouch interface at	•
Soft-close fruit and vegetable	•
Stackable bottle holders	<b>4</b>
Wi-Fi connectivity	•

**Performance**

ActiveSmart™ Foodcare	•
Adaptive defrost	•
Dual evaporator	•
Frost free	•
Humidity control system	•
Inverter controlled compressor	•
Sabbath mode	•
Variable temperature zones	<b>2</b>

**Power requirements**

Rated current	<b>10A</b>
Supply frequency	<b>60Hz</b>
Supply voltage	<b>115V</b>

**Product dimensions**

Depth	<b>24"</b>
Height	<b>84"</b>
Width	<b>29 3/4"</b>













**Warranty**

Parts and labor	<b>2 years</b>
Sealed system parts and labor	<b>additional 3 years</b>

SKU	26166
-----	-------

The product dimensions and specifications in this page apply to the specific product and model. Under our policy of continuous improvement, these dimensions and specifications may change at any time. You should therefore check with Fisher & Paykel's Customer Care Centre to ensure this page correctly describes the model currently available. © Fisher & Paykel Appliances Ltd 2020

**Other product downloads available at fisherpaykel.com**

	User Guide
	Energy Label
	Installation Guide
	Installation Guide
	Install Guide - Water Filter Replacement
	Specification Guide Integrated Column Refrigerator
	Data Sheet Integrated Column Fridge
	Data Sheet Integrated Column Fridge Dual Install (18" + 30")
	Data Sheet Integrated Column Fridge Dual Install (24" 30")
	Data Sheet Integrated Column Fridge Dual Install (30" + 30")
	Planning Guide Integrated Columns
	Key Purchase Decisions Integrated Columns

**A PEACE OF MIND SALE****24 Hours 7 Days a Week Customer Support****T 1.888.936.7872 W www.fisherpaykel.com**