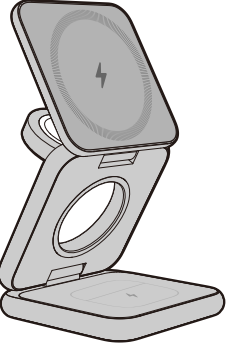
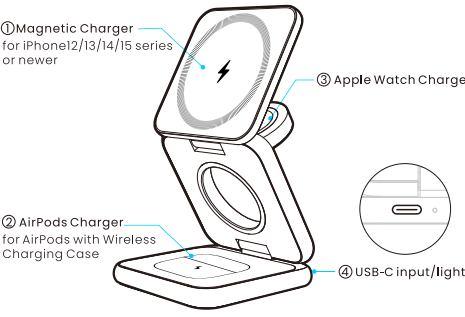


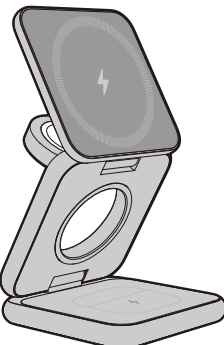


X40中英文说明书:材质8g白色书纸,彩色印刷,手表快充版本

64.00 mm

 <p>3-in-1 Fold Magnetic Wireless Charger</p> <p>USER MANUAL</p>	<p>Specification</p> <p>Input:</p> <ul style="list-style-type: none">DC 5V=3A/9V=2.22A/12V=3A <p>Output:</p> <ul style="list-style-type: none">Magnetic Wireless Charger: 5W / 7.5W /10W /15WAir Pods Charger: 5WApple Watch Charger: 3W/5W <p>Compatibility:</p> <ul style="list-style-type: none">iPhone 15 Pro Max, iPhone 15 Pro, iPhone 15, iPhone 15 PlusiPhone 14 Pro Max, iPhone 14 Pro, iPhone 14, iPhone 14 PlusiPhone 13 Pro Max, iPhone 13 Pro, iPhone 13, iPhone 13 miniiPhone 12 Pro Max, iPhone 12 Pro, iPhone 12, iPhone 12 miniAirPods with MagSafe Charging CaseAirPods with Wireless Charging CaseApple Watch Series 9, Apple Watch Ultra 2, Apple Watch UltraApple Watch Series 8, Apple Watch Series 7, Apple Watch SEApple Watch Series 6, Apple Watch Series 5, Apple Watch Series 4Apple Watch Series 3, Apple Watch Series 2, Apple Watch Series 1 <p>Size: 68×68×23.5mm (fold)</p> <p>Weight: 185g</p>	<p>Product Introduction</p>  <p>①Magnetic Charger for iPhone12/13/14/15 series or newer</p> <p>② AirPods Charger for AirPods with Wireless Charging Case</p> <p>③ Apple Watch Charger</p> <p>④ USB-C input/light</p> <p>△Notes: It is recommended to use PD certified adapters of at least 30W output.</p>	<p>Light mode</p>  <p>Smart Charging Light Indicator</p> <ul style="list-style-type: none">Plug in the power supply<ul style="list-style-type: none">Blue light onStand by<ul style="list-style-type: none">Blue light onCharging / Full<ul style="list-style-type: none">Red light on /Light off <p>FOD / Malfunction<ul style="list-style-type: none">Blue light and red light blink</p>	<p>FOD(Foreign Object Detection)</p> <p>⚠ The blue light and red light blink when metal foreign objects are detected on the wireless charger.</p> <p>✗ Metal Objects<ul style="list-style-type: none">*Only supports MagSafe compatible devices.</p> <p>⚠ Caution: Please remove all metal objects from the back of your phone prior to charging.</p> <p>⚠ Caution: Do not place any credit card on charging pad to prevent damage or demagnetization.</p>
	<p>Protective Function</p> <ul style="list-style-type: none">Multiple Circuit ProtectionOver-Heat ProtectionShort-Circuit ProtectionOver-Voltage ProtectionOver-Current ProtectionOver-Charge ProtectionFlame Retardant Protection	<p>Attention</p> <ul style="list-style-type: none">Do not disassemble, Puncture, drop, bend or modifyDo not shake while chargingTake off the charging devices when fully chargedDo not expose to liquidsKeep away from childrenAvoid extreme temperatures1 year warrantyUse the original cable or a certified cable (such as MFi)The information in this user manual may be changed without notice	<p>FCC Statement</p> <p>This equipment generates uses and can radiate radio frequency energy and, if not installed and used in accordance with the instructions, may cause harmful interference to radio communications. However, there is no guarantee that interference will not occur in a particular installation. If this equipment does cause harmful interference to radio or television reception, which can be determined by turning the equipment off and on, the user is encouraged to try to correct the interference by one or more of the following measures:</p> <ul style="list-style-type: none">Reorient or relocate the receiving antenna.Increase the separation between the equipment and receiver.Connect the equipment into an outlet on a circuit different from that to which the receiver is connected.Consult the dealer or an experienced radio/TV technician for help. <p>This equipment must be installed and operated with a minimum distance of 20cm between the radiator and user body.</p> <p>FCC Radiation Exposure Statement</p> <p>This equipment complies with FCC radiation exposure limits set forth for an uncontrolled environment. This equipment should be installed and operated with minimum distance 20cm between the radiator & your body.</p>	<p>CE Marking</p> <p>This signifies that products sold in the EEA have been assessed to meet high safety, health, and environmental protection requirements.</p> <p>RoHS Compliant</p> <p>Relates to the use of such substances in electrical and electronic equipment. Its objective is to protect human health/environment.</p> <p>Disposal and Recycling Information</p> <p>The symbol (with or without a solid bar) on the device, batteries (included), and/or the packaging, indicates that the device and its electrical accessories (for example, a headset, adapter or cable) and batteries should not be disposed of as household garbage.</p> <p>For Indoor Use Only</p> <p>To identify electrical equipment designed primarily for indoor use.</p>

64.00 mm

<div></div> <div>折叠三合一磁吸无线充电器</div> <div>使用说明书</div>	<div>产品规格</div> <div><div>输入:</div><div>• DC 5V≈3A/9V≈2.22A/12V≈3A</div></div> <div><div>输出:</div><div>• 磁吸无线充电器: 5W/7.5W/10W/15W</div><div>• Air Pods无线充电器: 5W</div><div>• Apple Watch无线充电器: 3W/5W</div></div> <div><div>兼容机型:</div><div>• iPhone 15 Pro Max, iPhone 15 Pro, iPhone 15, iPhone 15 Plus</div><div>• iPhone 14 Pro Max, iPhone 14 Pro, iPhone 14, iPhone 14 Plus</div><div>• iPhone 13 Pro Max, iPhone 13 Pro, iPhone 13, iPhone 13 mini</div><div>• iPhone 12 Pro Max, iPhone 12 Pro, iPhone 12, iPhone 12 mini</div><div>• 带MagSafe无线充电盒的AirPods, AirPods无线充电盒</div><div>• Apple Watch Series Ultra 2, Apple Watch 9, Apple Watch SE</div><div>• Apple Watch Series Ultra, Apple Watch 8, Apple Watch Series 7</div><div>• Apple Watch Series 6, Apple Watch Series 5, Apple Watch Series 4</div><div>• Apple Watch Series 3, Apple Watch Series 2, Apple Watch Series 1</div></div> <div><div>尺寸: 68×68×23.5mm (折叠后)</div><div>重量: 185g</div><div>执行标准: GB 4943.1-2011</div></div>	<div>产品介绍</div> <div><div><div>① 磁吸无线充电器</div><div>支持iPhone12、13、14、15系列</div><div>或更新系列机型</div></div><div><div>② AirPods无线充电器</div><div>支持AirPods (配无线充电盒)</div><div>或AirPods Pro系列</div></div><div><div>③ Apple Watch</div><div>无线充电器</div></div><div><div>④ USB-C输入/指示灯</div></div></div> <div><div>△注意: 选用适合电压的充电器。为达到理想充电效率, 建议选用PD 30W以上充电器</div></div>	<div>指示灯状态</div> <div><div><div><div></div><div>充电指示灯</div></div><div><div></div><div>插上电源</div><div>• 蓝灯亮</div></div><div><div></div><div>待机状态</div><div>• 蓝灯亮</div></div><div><div></div><div>充电过程中/充满后</div><div>• 红灯亮/充满灯灭</div></div></div><div><div><div></div><div>FOD异物/故障</div><div>• 红蓝灯交替闪烁</div></div></div></div>	<div>FOD(异物检测)</div> <div><div><div><div></div><div>当无线充电位检测到有金属异物时, 红蓝色灯会交替闪烁。</div></div><div><div>✗ 金属物件</div><div>*只支持带有MagSafe功能的部件</div></div><div><div>⚠ 注意: 充电前请先移除手机背面的所有金属部件。</div></div><div><div><div><div></div><div></div><div></div></div><div>⚠ 注意: 不要在无线充电位置任何信用卡或者金属部件, 以防损坏设备或消磁。</div></div></div></div><div><div><div><div></div><div></div><div></div></div></div></div></div>																																												
<div><div><div><div></div><div>RoHS</div><div></div></div></div></div>	<div>智能保护</div> <div><div><div><div></div><div>多重电路保护</div></div><div><div></div><div>过热保护</div></div><div><div></div><div>短路保护</div></div><div><div></div><div>智能调压</div></div><div><div></div><div>过流保护</div></div><div><div></div><div>过充保护</div></div><div><div></div><div>阻燃保护</div></div></div></div>	<div>注意事项</div> <div><div><div><div></div><div>请勿拆解、刺穿、摔落或改造</div></div><div><div></div><div>充电时请勿摇晃</div></div><div><div></div><div>设备充满电后请立即移除</div></div><div><div></div><div>请勿接触液体</div></div><div><div></div><div>远离儿童</div></div><div><div></div><div>避免高温或过低温度环境下使用</div></div><div><div></div><div>1年保修</div></div><div><div></div><div>请使用原装线材或通过认证 (如MFi) 的线材</div></div><div><div></div><div>纸本说明书后续修改恕不另行通知</div></div></div></div>	<div>电子信息产品有毒有害物质声明</div> <div><table><tr><th rowspan="2">部件名称</th><th colspan="6">有毒有害物质或元素</th></tr><tr><th>铅 (pb)</th><th>汞 (Hg)</th><th>镉 (Cd)</th><th>六价铬 (Cr(VI))</th><th>多溴联苯 (PBB)</th><th>多溴二苯醚 (PBDE)</th></tr><tr><td>电路板</td><td>X</td><td>0</td><td>0</td><td>0</td><td>0</td><td>0</td></tr><tr><td>外壳</td><td>0</td><td>0</td><td>0</td><td>0</td><td>0</td><td>0</td></tr><tr><td>附件</td><td>0</td><td>0</td><td>0</td><td>0</td><td>0</td><td>0</td></tr></table><div><div>本表格依据SJ/T 11364的规定编制。</div><div>0:表示该有毒有害物质在该部件所有均质材料中的含量均在GB/T 26572-2011标准规定的限量要求以下。</div><div>X:表示有毒有害物质至少在该部件某一均质材料中的含量超出GB/T 26572-2011标准规定的限量要求。</div><div>该产品符合欧盟RoHS 2.0指令 (2011/65/EU)</div><div>温馨提示:10年图标是指“环保有效使用期限”,不是产品质量保证期限。电子产品均含有铅、汞、镉等有毒有害物质,一旦超期使用,有毒有害物质将可能因为发生外泄或突变,对环境造成污染,或对人体、财产造成严重损害。环保使用期限”,意味着所有的电子产品都将被要求在此有效期限内使用,超过安全使用年限之后出我的安全风险问题,我们不再对产品质量负责。</div></div></div>	部件名称	有毒有害物质或元素						铅 (pb)	汞 (Hg)	镉 (Cd)	六价铬 (Cr(VI))	多溴联苯 (PBB)	多溴二苯醚 (PBDE)	电路板	X	0	0	0	0	0	外壳	0	0	0	0	0	0	附件	0	0	0	0	0	0	<div>保修卡</div> <div><div><div>凭本卡保修</div><div>注意保留</div></div><div>保修卡</div><table><tr><td>产品名称</td><td></td></tr><tr><td>型 号</td><td></td></tr><tr><td>购买日期</td><td></td></tr><tr><td>联系方式</td><td></td></tr><tr><td>故障问题</td><td></td></tr></table><div><div>保修说明:</div><div>在保修期(一年)内,凡属于正常使用情况下,由于产品本身质量问题引起的故障本公司将负责给予免费维修。</div></div><div><div>检验合格证</div><div><div>经检验合格,准予出厂</div><div>签章: 合格</div><div>日期: </div></div></div></div>	产品名称		型 号		购买日期		联系方式		故障问题	
部件名称	有毒有害物质或元素																																															
	铅 (pb)	汞 (Hg)	镉 (Cd)	六价铬 (Cr(VI))	多溴联苯 (PBB)	多溴二苯醚 (PBDE)																																										
电路板	X	0	0	0	0	0																																										
外壳	0	0	0	0	0	0																																										
附件	0	0	0	0	0	0																																										
产品名称																																																
型 号																																																
购买日期																																																
联系方式																																																
故障问题																																																