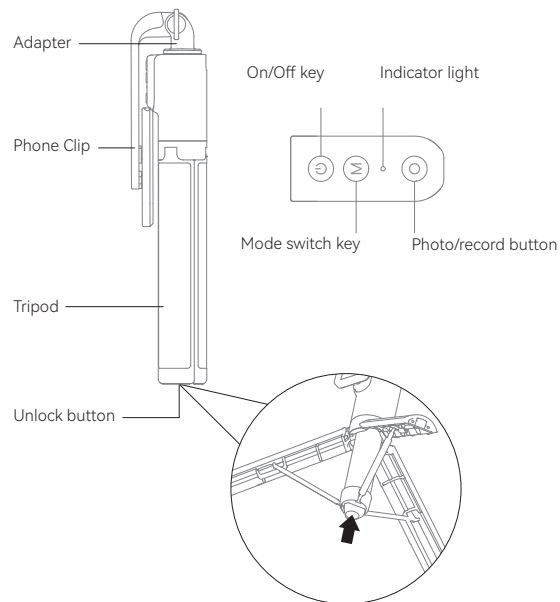


1.3M

Selfie Stick Tripod with Remote Control

1.3M



How to use

① Remote Switch On/Off

long press the on/off button  for 3s, the remote switches on/off

* When the GoPro is paired and connected, the GoPro will be switched on and off when the remote control is switched on and off

② Connection

① Select pairing mode

- long press the mode key  for 3s to switch the pairing mode








If it is GoPro pairing mode, the indicator light will turn green and flash; if it is phone pairing mode, the indicator light will turn red and flash.

② Pairing connection

- To remotely control the gopro, open the remote in the gopro camera, and the pairing will be successful automatically, at which time the indicator light will change from fast flashing to slow flashing
- To remotely control a smart phone, open the phone Bluetooth, search for TC-RCSS, click on the pairing connection, and the pairing will be successful, at which time the indicator will change from fast flashing to slow flashing

* If the remote control is not paired with any device within three minutes, the remote control will automatically shut down

③ Photo/Recording

- In Gopro pairing mode, click the photo button  to start recording/photography; click the photo button  again to end recording/photography again. Click the mode switch key , the camera mode switches among the photo / time lapse / video
- In the phone pairing mode, click the photo key  to take pictures; click the photo key  again to take pictures again; long press the photo key  for 2s to start recording; long press the photo key  again for 2s to end recording

④ Charging status is displayed

when charging is in progress, the indicator shows a red light; when charging is complete, the indicator shows a green light

Product Parameters

Model: TE-RCSS-003

Brand: TELESIN

Size: 48x32x245mm

Weight: 320g

Packing list: 1.3m selfie stick, remote control, phone clip, long screw, data cable

Remote control

Voltage: 3.7V/40mAh 0.148Wh

Input: USB-C: 5V=100mA,0.5W Max

Operating temperature: 0~45°C

Use time: approximately 5H

Charging time: about 1H

Disclaimer

Please read this statement carefully and by using this product you will be deemed to have acknowledged and accepted it in full. Please check the product carefully before each use and do not use it if damaged or deformed. By using this product, you acknowledge and agree that you are fully responsible for your actions and the possible consequences of using this product. You undertake to use this product only for legitimate and lawful purposes. You understand and agree that ("Telesin") shall not be liable for any misuse, adverse effects, damages, injuries, penalties or other legal consequences arising directly or indirectly from the use of this product. The user should follow the precautions including but not limited to those mentioned herein. To the extent Telesin reserves the right to interpret and modify this commitment within the limits of national laws and regulations.