



#1 IN GAMING AUDIO

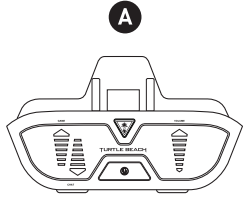


**EAR FORCE®  
HEADSET AUDIO  
CONTROLLER PLUS**

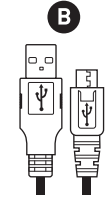
**Quick Start Guide**

For Additional Product Information Visit: [www.TurtleBeach.com/hacplus](http://www.TurtleBeach.com/hacplus)  
For US Warranty Information Visit: [www.TurtleBeach.com/warranty](http://www.TurtleBeach.com/warranty)

Package Contents



**A**



**B**

Ear Force® Headset Audio Controller Plus      Micro USB Update Cable

Ear Force® Headset Audio Controller Plus

**Superhuman Hearing:** Press to engage Superhuman Hearing\*

Game/Chat Balance


Master Volume Control

Game Presets


Mic Button

Microphone Presets\*\*

Short Press = Mute\*/Unmute  
Long Press = Mic Monitor Off/Low/High



**Game Presets**

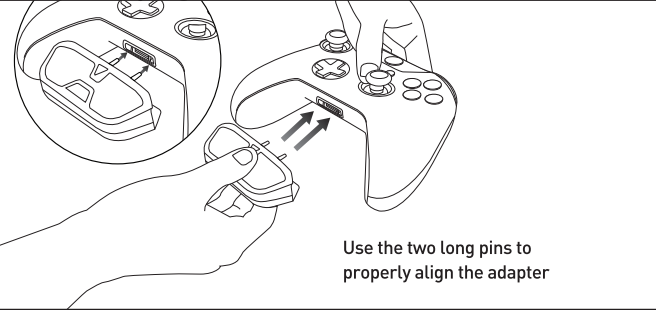


**Microphone Presets**

Natural Sound  
Bass Boost  
Bass and Treble Boost  
Voice Enhancer

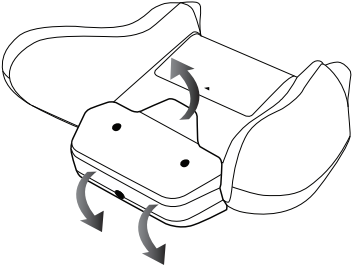
Quiet Room  
Normal Room  
Loud Room

\*LEDs pulse when features are active  
\*\*Using the Loud Room Preset can cause Mic Drop-outs when used in a quiet environment. Always match your Mic Preset to the noise level of your surroundings.




Use the two long pins to properly align the adapter

The Headset Audio Controller was designed to fit tightly into the Xbox One controller. You may need to apply gentle upward pressure to the bottom of the audio adapter while inserting into the controller. If it does not connect easily, do not force it. Make sure the Audio Controller is well aligned (do not angle the Audio Controller) and try again.



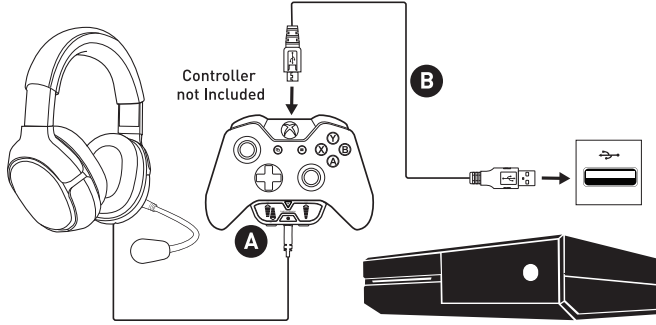
To remove the Audio Controller, apply gentle downward pressure to disengage the tab on the bottom of the controller.



Set-up information for specific Turtle Beach Models is available at  
**[Turtlebeach.com/connect](http://Turtlebeach.com/connect)**

**1**

Xbox One Setup



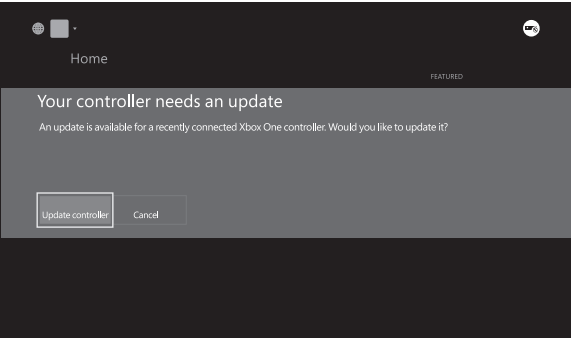
Controller not Included

**A**

**B**

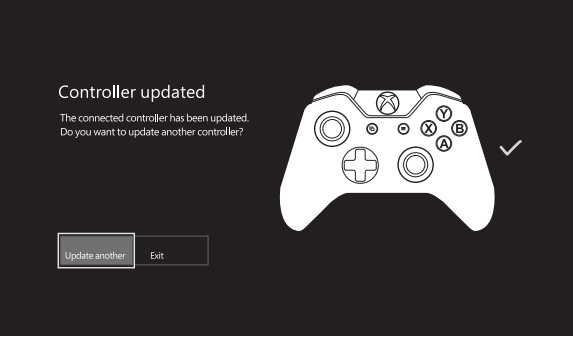
**2**

Follow the on-screen prompts to update your controller.



**3**

Take this time to update additional controllers if necessary.



Compliance

**Regulatory Compliance Statements for the Ear Force Headset Audio Controller Plus**

**Federal Communications Commission (FCC) Compliance Notices**

Class B Interference Statement: This equipment has been tested and found to comply with the limits for a Class B digital device, pursuant to Part 15, Subpart B of the FCC Rules. These limits are designed to provide reasonable protection against harmful interference in a residential installation. This equipment generates, uses, and can radiate radio frequency energy and, if not installed and used in accordance with the instructions, may cause harmful interference to radio communications. However, there is no guarantee that interference will not occur in a particular installation. If this equipment does cause harmful interference to radio or television reception, which can be determined by turning the equipment off and on, the user is encouraged to try to correct the interference by one or more of the following measures:

- Reorient or relocate the receiving antenna.
- Increase the separation between the equipment and receiver.
- Connect the equipment into an outlet on a circuit different from that to which the receiver is connected.
- Consult the dealer or an experienced radio/TV technician for help.

**FCC Caution:** This device complies with Part 15 of the FCC Rules. Operation is subject to the following two conditions: (1) This device may not cause harmful interference, and (2) this device must accept any interference received, including interference that may cause undesired operation.

**Canadian ICES Statements: Canadian Department of Communications Radio Interference Regulations**

This digital apparatus does not exceed the Class B limits for radio-noise emissions from a digital apparatus as set out in the Radio Interference Regulations of the Canadian Department of Communications. This Class B digital apparatus complies with Canadian ICES-003.

Règlement sur le brouillage radioélectrique du ministère des Communications: Cet appareil numérique respecte les limites de bruits radioélectriques visant les appareils numériques de classe B prescrites dans le Règlement sur le brouillage radioélectrique du ministère des Communications du Canada. Cet appareil numérique de la Classe B est conforme à la norme NMB-003 du Canada.

**Declaration of Conformity**

**Marking by this symbol:**

indicates compliance with the Essential Requirements of the EMC Directive of the European Union (2004/108/EC). This equipment meets the following conformance standards:

Safety: EN 60950-1: 2006 + A11 + A1 + A12 (T-Mark License) Also Licensed for Standards: IEC 60950-1: 2005 + A1: 2009, (CB Scheme Report/Certificate), UL60950-1 (NRTL License), CSA22.2, 60950-1 (SCC License)

Additional licenses issued for specific countries available on request.


Emissions: EN 55022: 2010, 2003 CISPR 22: 2008.

Immunity: EN 61000-4-2: [2008-12], EN 61000-4-3: [2010-04]: [2009-09]. The products are licensed, as required, for additional country specific standards for the International Marketplace. Additional issued licenses available upon request.

Environmental: Low Voltage Directive 2006/95/EC, RoHS 2011/65/EU, REACH 2006/1907/EC, WEEE 2002/96/EC, Packaging 94/62/EC

**Warning!** This is a Class B product. In a domestic environment, this product may cause radio interference, in which case, the user may be required to take appropriate measures.

Ceci est un produit de Classe B. Dans un environnement domestique, ce produit risque de créer des interférences radioélectriques, il appartiendra alors à l'utilisateur de prendre les mesures spécifiques appropriées.



This symbol on the product or its packaging indicates that this product must not be disposed of with your other household waste. Instead, it is your responsibility to dispose of your waste equipment by handing it over to a designated collection point for the recycling of waste electrical and electronic equipment. The separate collection and recycling of your waste equipment at the time of disposal will help conserve natural resources and ensure that it is recycled in a manner that protects human health and the environment. For more information about where you can drop off your waste for recycling, please contact your local authority, or where you purchased your product.

**WARRANTY SERVICE FOR PURCHASES IN AUSTRALIA**

Voyetra Turtle Beach, Inc. ("VTB") warrants to the original end-user purchaser ("Purchaser") that the retail Turtle Beach hardware product herein ("Product") will be free of defects in materials and workmanship for a period of one year from the date of purchase by the Purchaser ("Warranty Period").

If a defect should occur during the Warranty Period in Australia, the following procedures apply:

To make a warranty claim, Purchaser should contact VTB's Australian distributor whose contact details are as follows:

**QV SOFTWARE INTERNATIONAL LTD**  
PO Box 6567, Silverwater  
NSW, 2128  
Australia  
Phone: +61 2 9748 2555  
E-mail: [tbsupport@qvssoftware.com.au](mailto:tbsupport@qvssoftware.com.au)

QV is responsible for servicing of warranty claims for purchases made in Australia. Purchaser will bear the expense of sending the Product back to the Australian distributor to claim the Warranty.

Our goods come with guarantees, additional to this Warranty, that cannot be excluded under the Australian Consumer Law. You are entitled to a replacement or refund for a major failure and for compensation for any other reasonably foreseeable loss or damage. You are also entitled to have the goods repaired or replaced if the goods fail to be of acceptable quality and the failure does not amount to a major failure. To the fullest extent permitted by law VTB's liability under this Warranty and any other statutory guarantees imposed at law is expressly limited to the replacement of the Product or the supply of equivalent Product, the payment of the cost of replacing the Product or of acquiring an equivalent product, or the repair of the Product or payment of the cost of having the Product repaired, at the discretion of VTB.

VTB is the maker of this warranty.

VTB's contact details are:  
Voyetra Turtle Beach, Inc.  
100 Summit Lake, Drive Suite 100  
Valhalla, NY 10595 United States  
Phone: 914.345.2255  
E-mail: [support@turtlebeach.com](mailto:support@turtlebeach.com)

This warranty does not apply to any Product that has had its serial number altered, removed or defaced, or any Product damage caused by shipping, improper storage, accident, problems with electrical power, abuse, misuse, neglect, ordinary wear, acts of God (e.g. flood), failure to follow directions, improper maintenance, use not in accordance with product instructions, unauthorized modification or service of the Product or damage resulting from the use of the Product with hardware, software or other products not provided by or specifically recommended by VTB.

© 2014, Voyetra Turtle Beach, Inc. [VTB]. All rights reserved. No part of this document may be reproduced without permission. Turtle Beach and the Turtle Beach logo are registered trademarks of VTB.