

KeyFinder



(KF04A)

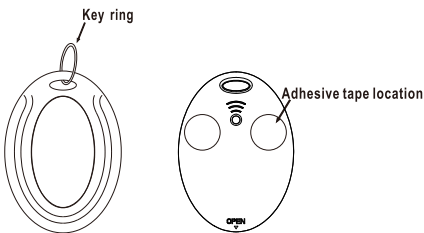
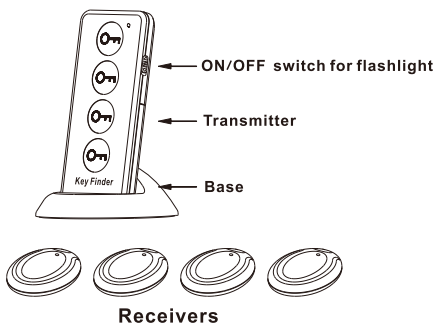
Introduction

This key finder can help you to find the lost keys, remotes, purse, eyeglass, cane, and other easily lost items quickly. With just one press on the color-coded button, the beep sound and flashes will lead you to find the lost items.

This is a unique key finder with LED flashlight and base support. The ON/OFF switch is located at the right side of the transmitter, which allows you to turn on and off the LED flashlight easily. This becomes extremely handy when you need to find something in the dark.

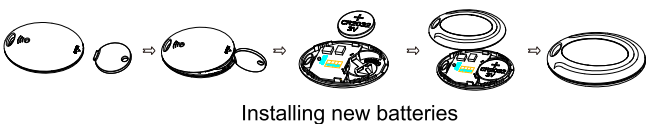
The key finder with base support is also a good display for your tea table, TV bench, bed, computer desk, bookshelf, etc. The transmitter is removable from base and can be carried with you to find lost items.

Product Diagrams



Batteries Installation

- A. Transmitter
Requires 2 new AAA 1.5V batteries (not included). Follow the steps below to install batteries into the transmitter.
1. Remove the battery door located on the back of the transmitter.
 2. Install the batteries according to the (+) and (-) marks inside the battery compartment.
 3. Push the battery door back into place.
- B. Receiver
Each receiver requires one CR2032 button cell battery (included).
1. Using a small coin, insert in the slot on the battery cover and unscrew it in the arrowed direction.
 2. Put the battery into the battery compartment, make sure the "+" side of the battery is facing up.
 3. Replace the battery cover and securely screw it into place.



- Warning:
- Do not mix old and new batteries.
 - Do not mix Alkaline, standard (carbon-zinc) or rechargeable batteries.



Protect the environment and respect the law. Please handle the old battery properly. Never discard it by throwing into a garbage bin.

Operation

1. Attach the color-coded receivers to your frequently lost items with the key rings or double sided adhesive tape.
2. Press and release the corresponding color-coded button on the transmitter.
3. If the receiver is in range, it will beep and meanwhile the LED indicator will flash.
4. If no beep is heard, change your location or use new batteries and press the button again.

Specification

Battery: AAA1.5V×2pcs (for transmitter); CR2032 (for receiver)
Working range: 15-30 meters(open space)
Sound: 75~80dB
Frequency: 433.92MHz



Warning:

1. Keep batteries out of the reach of children.
2. Always insert batteries correctly with regard to polarity (+ and -) marked on the battery and the equipment.
3. Do not short-circuit batteries.
4. Do not charge batteries.

WARNING

Remove and Immediately recycle or dispose of used batteries according to local regulations and keep away from children. Do NOT dispose of batteries in household trash or incinerate.

Even used batteries may cause severe injury or death
Call a local poison control center for treatment information.
Non-rechargeable batteries are not to be recharged.
Do not force discharge, recharge, disassemble, heat above (manufacturer's specified temperature rating is 40°C) or incinerate. Doing so may result in injury due to venting, leakage or explosion resulting in chemical burns.
The compatible battery type is CR2032.
The nominal battery voltage: DC 3V
Ensure the batteries are installed correctly according to polarity(+ and -).
Do not mix old and new batteries, different brands or types of batteries, such as alkaline, carbonzinc, or rechargeable batteries.
Remove and immediately recycle or dispose of batteries from equipment not used for an extended period of time according to local regulations.
Always completely secure the battery compartment. If the battery compartment does not close securely, stop using the product, remove the batteries, and keep them away from children.

WARNING

- **INGESTION HAZARD:** This product contains a button cell or coin battery.
- **DEATH** or serious injury can occur if ingested.
- A swallowed button cell or coin battery can cause **Internal Chemical Burns** in as little as **2 hours**.
- **KEEP** new and used batteries **OUT OF REACH** of **CHILDREN**
- **Seek immediate medical attention** if a battery is suspected to be swallowed or inserted inside any part of the body.



Any Changes or modifications not expressly approved by the party responsible for compliance could void the user's authority to operate the equipment.

This device complies with part 15 of the FCC Rules. Operation is subject to the following two conditions: (1) This device may not cause harmful interference, and (2) this device must accept any interference received, including interference that may cause undesired operation.

Note: This equipment has been tested and found to comply with the limits for a Class B digital device, pursuant to part 15 of the FCC Rules. These limits are designed to provide reasonable protection against harmful interference in a residential installation. This equipment generates, uses and can radiate radio frequency energy and, if not installed and used in accordance with the instructions, may cause harmful interference to radio communications. However, there is no guarantee that interference will not occur in a particular installation. If this equipment does cause harmful interference to radio or television reception, which can be determined by turning the equipment off and on, the user is encouraged to try to correct the interference by one or more of the following measures:

- Reorient or relocate the receiving antenna.
- Increase the separation between the equipment and receiver.
- Connect the equipment into an outlet on a circuit different from that to which the receiver is connected.
- Consult the dealer or an experienced radio/TV technician for help.

This equipment complies with FCC radiation exposure limits set forth for an uncontrolled environment.



WARNING: This product contains a button cell or coin battery.