

This device complies with part 15 of the FCC Rules. Operation is subject to the following two conditions: (1) this device may not cause harmful interference, and (2) this device must accept any interference received, including interference that may cause undesired operation.

Any changes or modifications not expressly approved by the party responsible for compliance could void the user's authority to operate the equipment.

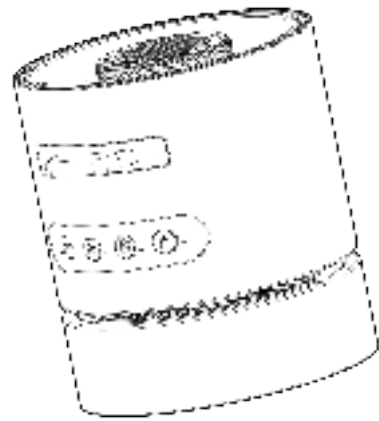
NOTE: This equipment has been tested and found to comply with the limits for a Class B digital device, pursuant to Part 15 of the FCC Rules. These limits are designed to provide reasonable protection against harmful interference in a residential installation. This equipment generates, uses and can radiate radio frequency energy and, if not installed and used in accordance with the instructions, may cause harmful interference to radio communications. However, there is no guarantee that interference will not occur in a particular installation. If this equipment does cause harmful interference to radio or television reception, which can be determined by turning the equipment off and on, the user is encouraged to try to correct the interference by one or more of the following measures:

- Reorient or relocate the receiving antenna.
- Increase the separation between the equipment and receiver.
- Connect the equipment into an outlet on a circuit different from that to which the receiver is connected.
- Consult the dealer or an experienced radio/TV technician for help.


The device has been evaluated to meet general RF exposure requirement. The device can be used in portable exposure condition without restriction

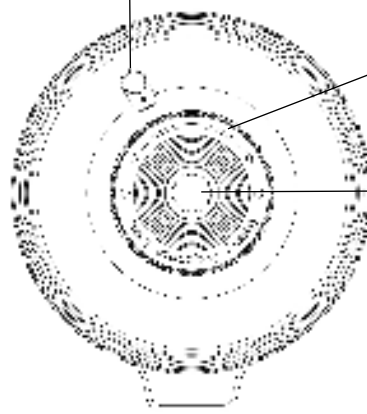
Star Vision Projector

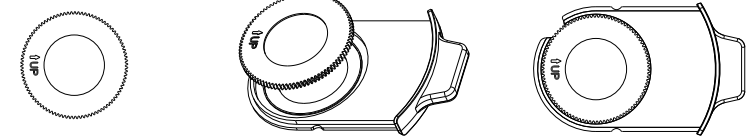
STARRY SKY PROJECTOR



operation instructions

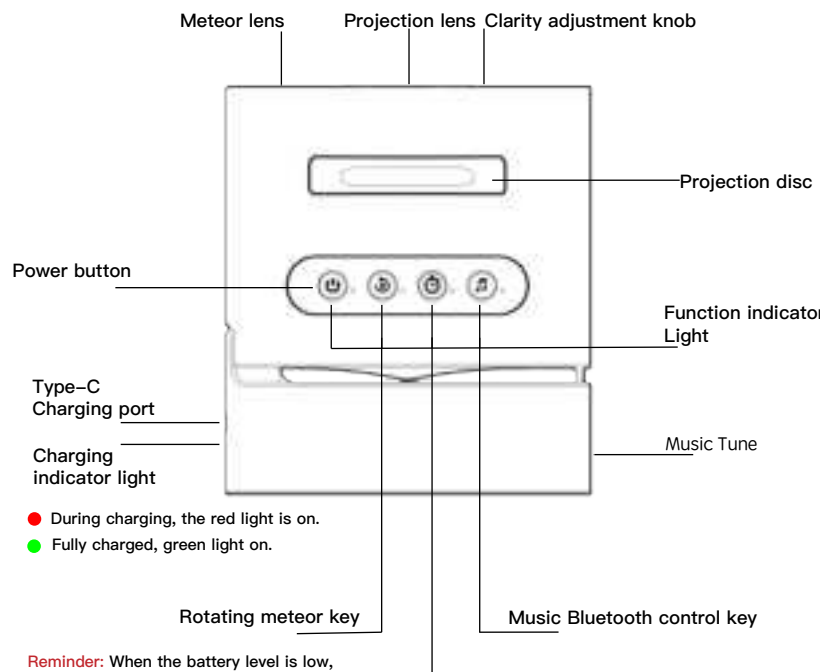







Place the "projection lamp" into the "projection disc"

Schematic diagram of the functional module of the "Starry Vision" starry sky projection light




Reminder: When the battery level is low, a "dudu" sound will be emitted. Please charge it in a timely manner.


Function Button Description




Long press to turn on, Long press to turn off



Short press "Rotate" and activate "Meteor Function"
Short press "Turn off rotation" and simultaneously turn off "meteor function"
Long press for 2 seconds to turn off only the "Meteor function"
Press and hold for 2 seconds again to activate the "Meteor Function"



Short press "once", timing: 30 minute Shutdown,
Quickly press "twice", timer: 1 hour Shutdown,
Quickly press "three times", timer: 2 hour Shutdown..
During the timer period, short press again to turn off "timer"
Press and hold for 2 seconds to turn off the central projection light.



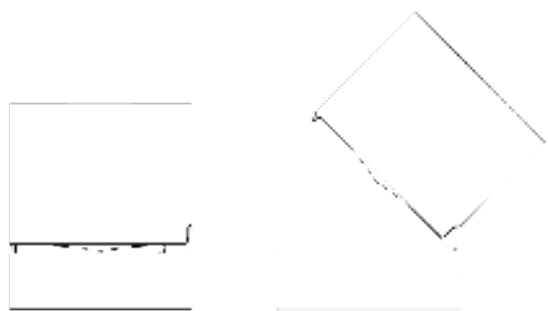
Short press to activate "built-in music"
Short press to turn off "built-in music"
During music playback, quickly tap twice to play the next piece of music.
Long press to adjust the volume to 10%,
then long press again to adjust the volume to 100%

Bluetooth version

Power on, automatically play music, and enable Bluetooth function

Search for "playshion" connection on your phone to play music.

Adjustable projection direction



Basic parameters

Product model: S02 Product material: ABS+PC

Product input: DC 5V/2A Product power: 4W

Product power supply: USB or 3.7V 2000mAh

Execution standards: GB 7000.1-2015 GB 7000.204-2008

Product size: 122X110X125mm

Color box: 15.5X11.7X12.5cm

CE

FC

RoHS

MADE IN CHINA

Warranty Card

Notes:

1、Please use a qualified 3C rated power adapter (5V)

2、Do not use in damp or high temperature environments.

3、Charge irregularly and promptly. If not used for a long time, please turn off the power

4、Long term non use, charge every 30 days to avoid prolonged idle and shorten lifespan

5、The light source cannot be replaced, and the entire lamp should be replaced at the end of its lifespan.

6、Do not disassemble, impact, squeeze or put batteries into fire.

7、Do not use on countertops with an inclination angle greater than 6 °.

Warning:

Do not approach sources of fire, not suitable for children under 3 years old to use alone.

Product warranty card

Customer data

Name

Contact number

Address

Dealer information

Name

Phone

Address

Model

Date

PDF