



Green Lion

Sonic Spinner

5 in 1 Electric Spin Scrubber

SKU: GNSONSCRUBWH

Model No: GSC-400

Table of Contents

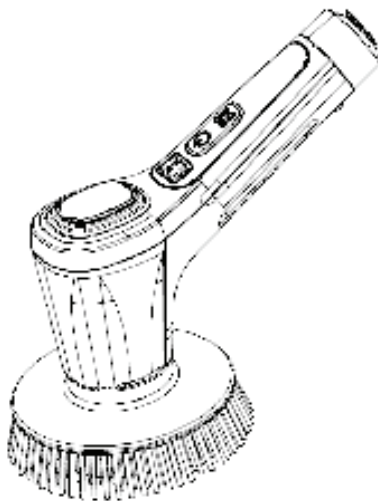
Overview	2
Quick View	3
Specifications	4
Main Parts	5
Functional Requirements	6
Working Mode	6
Technical Requirements	7
Product Safety Environments	8
Special Requirements for Products	8
Production Process Requirements	8
Testing	9
Packing	12
Disposal	12
Warranty	13
Contact Us	13

Overview

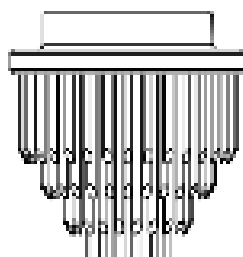

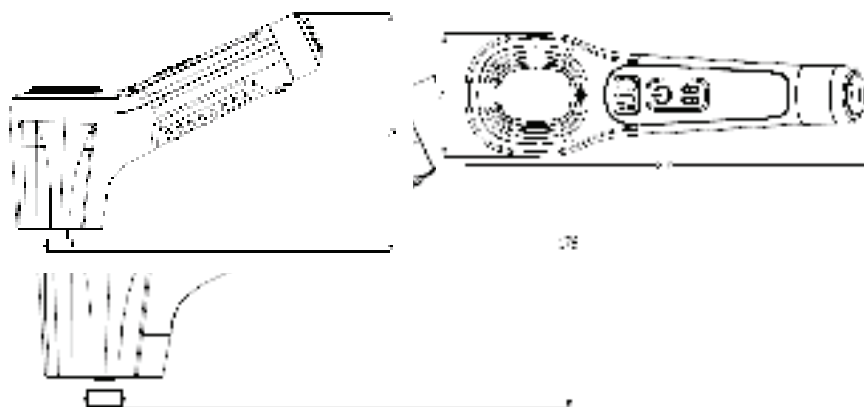
This product is a handheld electric cleaner, primarily designed for cleaning household surfaces. The working principle is based on using the motor to drive the brush head, which rotates and brushes the stains off the surface to achieve effective cleaning.

Key Features:

- 1.1. High-efficiency cleaning.
- 1.2. The brush head holder is detachable, making it convenient for cleaning and packaging.
- 1.3. A variety of brush heads are suitable for different cleaning needs.
- 1.4. The hand-held position of the unit is made from soft rubber, which is durable, environmentally friendly, and comfortable to grip.
- 1.5. Rechargeable mode for added convenience.
- 1.6. Low voltage operation to ensure the product is safe to use.
- 1.7. Simple operation, making it easy for consumers to use.



Host



Brush

Model No.	GSC400
Rated Voltage	DC 3.7V
Power	60W
Motor Type	380S DC Motor, 14500 RPM
Battery Type	4500 mAh
Output Speed	280 RPM
Charging Port	USB Type-C
Charging Time	2.5 – 3 Hours
Working Time	60 Min.
Noise Level	< 60 dB
Waterproof Rating	IP68
Product Weight	414 g
Product Dimensions	70*176*231 mm
Unfold Dimensions	180*1350 mm

Main Parts

serial number	Part name	Do-sage	description	serial number	Part name	Do-sage	description
1	Bottom shell	1	ABS	20	Battery base	1	ABS
2	Upper shell	1	ABS	21	Tank Cover	1	TR
3	Shockproof silicone	1	TPR	22	Connector 3	1	PP
4	Lock shells	1	ABS	23	Connecting Sleeve 1	1	PP
5	Gearbox sleeve	1	pa+GF	24	Connecting Sleeve 2	1	PP
6	Gearbox cover	6	pa+GF	25	Handle Cover	1	PP
7	Hexagonal snap fastener	1	pa+GF	26	Upper Connector	1	PP
8	Sun teeth	1	pa+GF	27	Spring	1	
9	Planetary teeth	6	pa+GF	28	Steel Tube	1	
10	Planetary tripods	1	pa+GF	29	Steel Tube	1	
11	Output shaft carrier	1	pa+GF	30	Steel Tube	1	

12	Lock shell soft rubber	1	TPR	31	380 motor	1	
13	USB holder silicone	1	TPR	32	PCB board	1	
14	Female connectors	1	PP+GF	33	water pump	1	
15	External tooth connectors	1	PP+GF	34	lithium battery	1	
16	Connector 1	1	PP+GF	35	Output shaft seals	1	
17	Connector 2	1	PP+GF	36	Data cable	1	
18	Test the Seal Match	1	ABS	37	Waterproof silicone ring	1	
19	water tank	1	ABS	38	Test the closure plug	1	1

Functional requirements

The switch function is normal, and the gear switching is smooth;
 All detachable accessories are convenient and free of jamming;
 The telescopic handle is installed smoothly and the positioning is reliable;
 There is no loosening of the bristles of the brush.

Working mode

1. Press the first time, turn on, enter the high-end, the digital display indicator light is on;
2. Press the second time to enter the low gear;
3. Press the third time, turn off, and the digital indicator light will be off;

4. Lack of power during work, digital indicator light display CH;
5. During charging, the digital indicator gradually increases;
6. When fully charged, the digital indicator light is displayed as 100;
7. Stall does not shut down.

Technical Requirements

serial number	function	description
1	Operational functions	Through the 'button switch' to achieve the product high-end, low-grade, and shutdown gear switching.
	Handoff	In the Power-On State, every time you press the switch button, you can switch between high- end , low-gear, and shutdown gears.
2	Indicates the function	The digital indicator light is used to indicate the various states of the product.
	The digital indicator is off	The product is in a state of shutdown and battery lack protection.
	The digital indicator light is always on	The product is in normal working condition or the lithium battery is charging.
	When the digital display indicates that the number is 5	The lithium battery is low and needs to be recharged.
	The digital indicator continues to increase	Lithium battery charging.
3	Charge	Use an external DC5V/2A charger to charge, and the product cannot perform any operation while charging.
	Lithium battery overcharge protection	When the lithium battery voltage reaches 4.2V, the PCB board needs to stop charging the lithium battery.
4	Lithium battery over-discharge protection	When the lithium battery voltage is lower than 2.5V, the PCB board stops discharging the lithium battery.
5	Short-circuit protection	Any short circuit in the PCB circuit can cut off the power supply to the lithium battery.
6	PCB board waterproof protection	Whole machine protection (can be used for a long time in water, please dry the water at the charging port when charging).
7	Standby power consumption protection	When the product is in the shutdown state, the electronic lock of the PCB board is closed, and the lithium battery is connected to the PCB board. Thorough isolation between the circuits ensures that no product is used without consuming lithium battery power.
8	The charger is connected during the working process of the product	The product immediately stops working and switches to the charging state, while the digital indicator digitally increases the effect display.

Product safety requirements

1. Comply with CE, FCC certification requirements
2. Comply with EMC requirements
3. Comply with EU ROHS requirements
4. IP68 waterproof grade

Special requirements for products

10.1 At $5\pm 23^{\circ}\text{C}$, after standard charging, connect the positive and negative poles of the lithium battery with a wire less than $50\text{m}\Omega$. Leave for 6 hours. The results of the experiment do not catch fire and do not smoke.

10.2 Short-circuit the positive and negative poles of the charger output, and the short-circuit protection function should be turned on after 1 second of power-on. The short-circuit current should be small (950mA), and the output will not cause fire or any damage in the short-circuit state

Production Process Requirements

1. The color of the plastic parts on the surface shall not have color difference, variegation, impurities, scratches, blades, and other defects that directly affect the appearance;
2. The surface of the product is clean, and there is no scratch or damage;
3. Nameplate adhesion and friction resistance are based on the company's testing requirements;
4. Brushes, telescopic rods, manuals, and other accessories are complete;
5. The gap between the plastic parts is uniform and less than 0.5mm , the dislocation is less than 0.5mm , and there is no undesirable pheno-

menon such as loose deformation;

6. All parts should be assembled in place according to the requirements, and the ultrasonic welding should be tightened according to the requirements, and there should be no dislocation and head sweeping;

7. The upper shell rubber cannot be leaked, the glue is not firmly adhered to, and there is dissatisfaction with the glue that affects the performance of the product;

8. The main machine, brush, telescopic rod, and other appearance parts must have surface protection measures in the process of injection molding, transportation, production, and assembly. Avoid scratches on the surface of the product.

Testing

1 Charger high voltage test

The electrical strength test between any pole of the input and output terminals and the plastic shell can pass 3750V/5mA/5s.

2 Motor life test

25° C ± 2° C with 30V/10A DC power regulator, power supply at 3.7V, work for 30 minutes, stop for 30 minutes, 1 cycle, after 100 cycles, the motor must not be burned out.

3 Lithium battery life test

At 25° C ± 2° C ambient temperature, fully charge the battery and then discharge it to 2.4V, and then stop for 10 minutes, this is a cycle. After testing 300 cycles, the full charge of the tested battery is not less than 80% of the nominal capacity of the battery.

4 Switch Life Test

At an ambient temperature of 25° C ± 2° C, the total number of times is tested by pressing the switch at a frequency of 1 time in 2 seconds.

Noise Test:

In the environment of <60dB, the decibel meter test head is 30cm away from the rear of the whole machine, and the maximum noise value is measured for 3 minutes.

<65dB; The test was performed with the battery fully charged.

IPX68 Waterproof Test:

Test Method: Immersion Tank. It should be sized so that the specimen is placed in the immersion tank. The distance from the top of the specimen to the surface of the water is at least 1.5m. Test time: 30 min.

Test requirements: After the test, the product is not allowed to have water stains that affect the electrical clearance and creepage distance, and the product can pass 1250V/0.75mA/1min electrical strength test.

FCL Drop Test:

The whole box of products packed in the outer box shall be carried out in accordance with the International Safety Association 1A procedure.

Drop test height standard:

<9.5kg 76cm

9.5kg~18.6kg 61cm

18.6kg~27.7kg 46cm

27.7kg~45.5kg 31cm

45.5kg~58kg 20cm

The test sample falls into a hard concrete floor in free fall.

Drop Test Sequence:

- 1st: One corner of the outer box that may be the weakest
- 2nd: The shortest side of the first fall of the corner derived
- 3rd: The first fall of the corner is derived from the second short side
- 4th: The first fall of the horn is derived from the longest side
- 5th: The diagonal farthest from the corner of the first fall
- 6th: The smallest side of the outer box
- 7th: The second smallest face
- 8th: The smallest noodles in the outer box
- 9th: 2nd small noodles
- 10th: The largest side of the outer box
- 11th: The second largest polygon

After the test is completed, there is no obvious damage to the packaging of the outer box and color box accessories (except for the corner that has been dropped), the product is not damaged, and the functions are normal.

Whole Machine Life Test:

At the ambient temperature of $25^{\circ}\text{C} \pm 2^{\circ}\text{C}$, use the charger matched by the product to power the product, work for 30 minutes, stop for 30 minutes for 1 cycle, and test a total of 100 cycles. After the test is completed, there is no motor burnout, circuit board damage, or other phenomena that affect product performance and safety.

Withstand voltage test of the whole machine:

The electrical strength test of 500V/0.5mA/1min was carried out between the positive pole of the DC socket and the plastic shell, and after the test was completed, there was no flashover and breakdown.

Packaging

1. The host is packed in bubble bags;
2. The brush is protected by paper card to prevent deformation;
3. White Box/Color Box
Main unit 1PCS + telescopic rod assembly 1PCS + manual 1PCS + data cable 1PCS + brush head accessories
4. White box/color box, gross weight of the whole machine: $2\% \pm 1173\text{g}$
5. Carton: 10PCS/carton;
6. White box/color box sealing: 1 sealing glue transversely at the bottom, 1 sealing glue vertically at the mouth;
7. Outer box sealing: upper and lower "I" shaped sealing;
8. The specific packaging method shall be in accordance with the packaging requirements of the "Work Instructions";

Disposal

This product must not be disposed of as unsorted household waste. It is important to separate such waste for proper treatment and recycling, in compliance with local waste management regulations.



Warranty

Products that you buy directly from our **Green Lion** website or shop come with a 24-month warranty.

When you buy **Green Lion** products from any of our approved sellers, you only get a 12-month warranty. If you want to extend this warranty, go to our website at **<https://www.greenlion.net/warranty>** and fill out the form with your information. Don't forget to upload a picture of the product too. After we've checked and accepted your request, we'll send you an email to confirm that your product's warranty has been extended.

For more info, please check:
<https://www.greenlion.net/warranty>

Contact Us

If you have any questions about this Privacy Policy, please contact us at:

Website: **<https://www.greenlion.net/>**

Sales: **sales@greenlion.net**

Service Support: **Support@greenlion.net**

Telegram: **[@greenlion_global](https://www.instagram.com/greenlion_global)**

Instagram: **[@greenlion_global](https://www.instagram.com/greenlion_global)**