



Smart LED Lighting

RGBW LED Sports Lighter

Architectural Flood and Spot Luminaires

Features & Benefits:

- Directive 15° ~ 60° Beam Angle
- 10-Years / 80,000 Hours Warranty
- Input Voltage Range 208Vac ~ 480Vac
- IP66 Suitable for Damp & Wet Locations
- Built-in 20KV/10KA Surge Protection (SPD)
- DMX512 Dimming and RGBW Color Controls
- 4-Channels (RGBW) Remote Driver Operation
- Flicker Free <2%, Low THD <20%, High PF >0.95



Model	Product	Size	Power	Flux	HID Equal
SFL-300WD-55K-xF-480V RGBW DMX512	RGBW LED Stadium Flood Light DMX512 Control 500W WHT 55K 15° 480V	Ø18 1/8" (H) 20"	300W	45,000 Lumens White	1,000W

- "480V" for Input Voltage 208-480Vac ~50/60Hz • P.F. > 0.95 • THD < 20% •
- Colors Wavelength: RED: 620 to 630nm; GREEN: 520 to 530nm; BLUE: 465 to 475nm •
- White Color Temp. "55K": CCT 5500K ±5% • ~150 Lm/W • CRI > 80 • Cable & J-Box Connection •
- (★) Rated Life 80,000 Hrs. (L₇₀ B₅₀) at T_A 25°C Max. • (#) IP66 ≈ Equal to NEMA Enclosure Rating 4 •
- "xF" = Beam Angle: "SF" Sharp Flood 15°, "NF" Narrow Flood 40°, "MF" Medium Flood 60° •
- EPA 2.5 • Flicker Free "Low Optical Flicker" Less than 2% • Low Glare <40 •
- (@) Supports DMX/RDM Protocols. Available as Internal or Remote Driver •



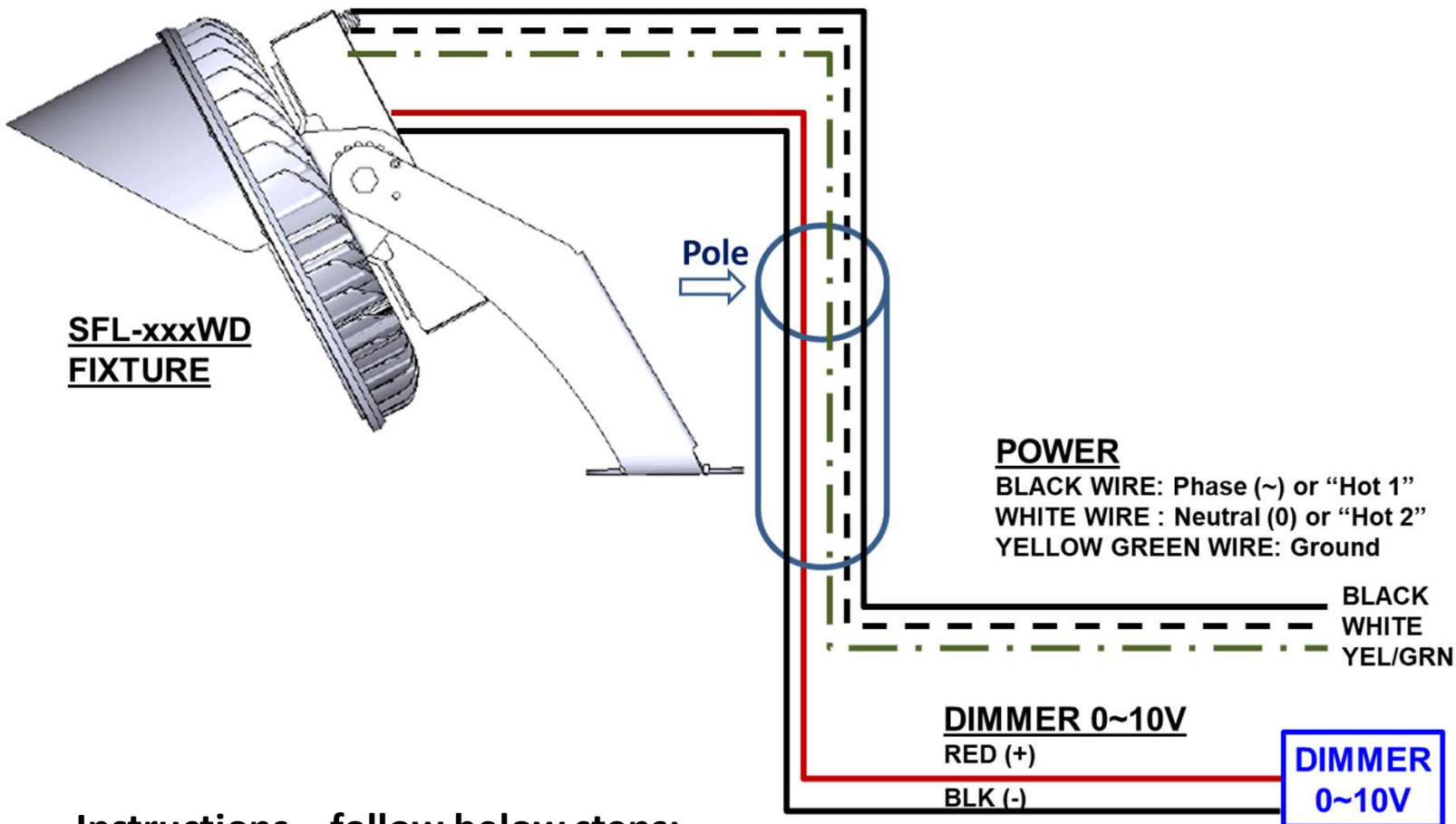
Smart LED Lighting



RGBW LED Sports Lighter

Architectural Flood and Spot Luminaires

INSTALLATION & WIRING DIAGRAM



Instructions – follow below steps:

- 1) Turn Power OFF
- 2) Connect Mains Wires Phase/Neut./Ground
- 3) Connect Dimmer Wires: RED(+) & BLK(-) ;
or - DMX512 Wires: D+, D-, AUX
- 4) Do Not Exceed Fixture's Max Rated Voltage
480Vac between Phase to Neutral or Hot 1 & Hot 2
- 5) Turn Power ON & use Dimmer/DMX to control Light Level & Colors

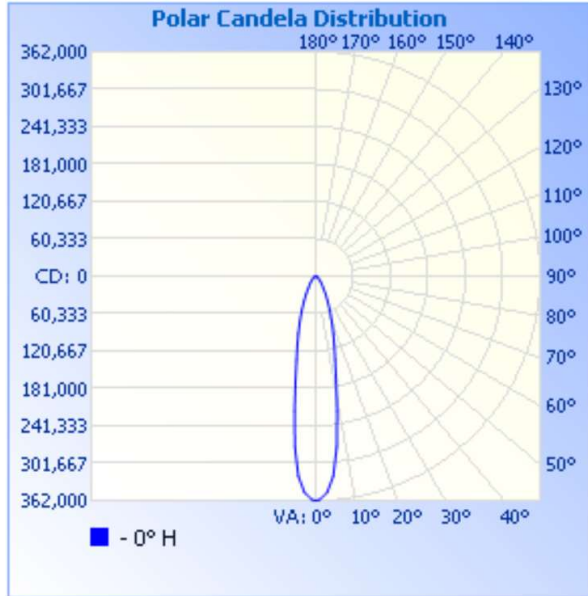
WARNING – Turn Power Off during Wiring of LED Fixtures !



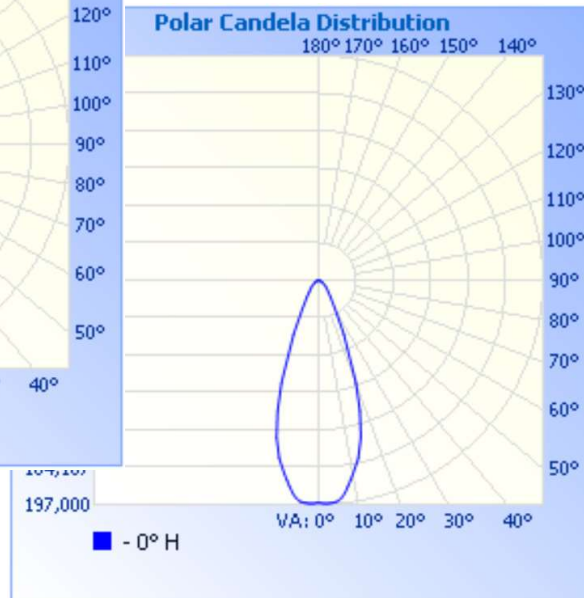
Smart LED Lighting

RGBW LED Sports Lighter

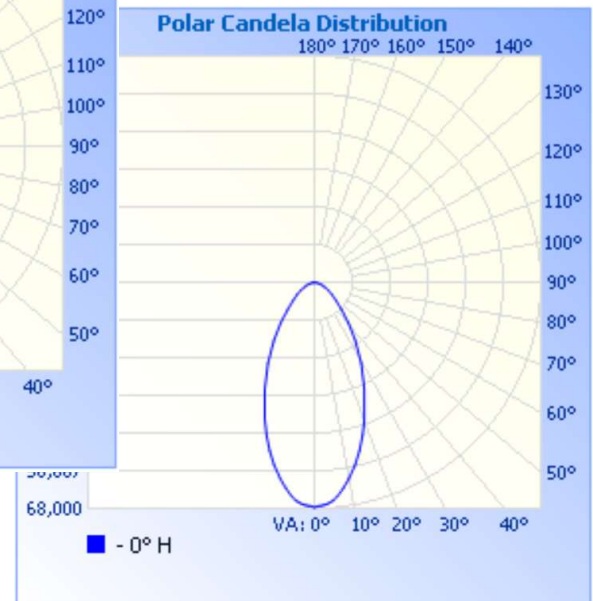
Architectural Flood and Spot Luminaires



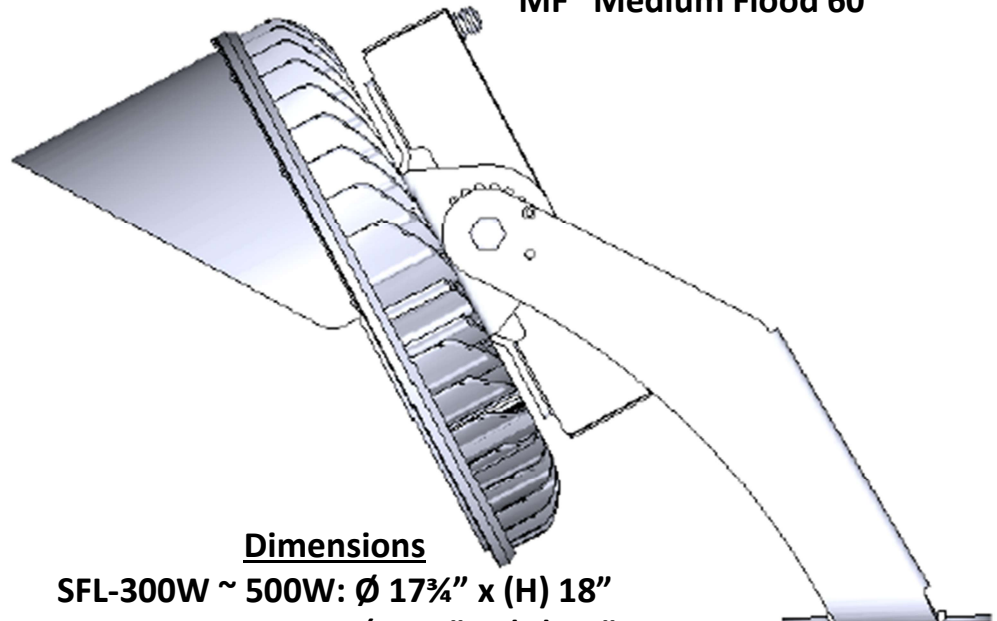
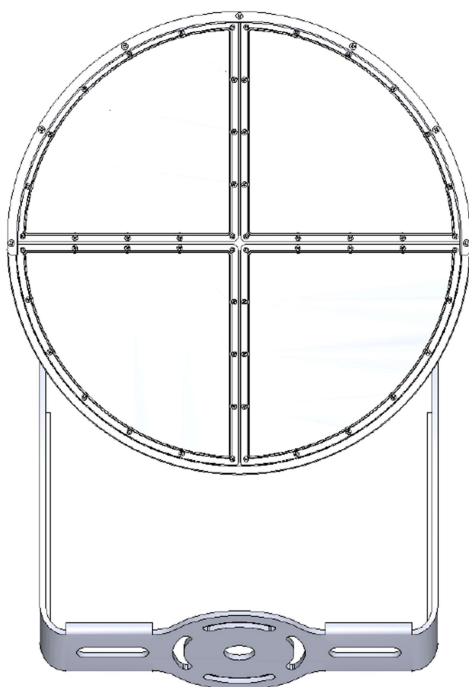
"SF" Sharp Flood 15°



"NF" Narrow Flood 40°



"MF" Medium Flood 60°



Dimensions

SFL-300W ~ 500W: Ø 17³/₄" x (H) 18"

SFL-600W ~ 800W: Ø 18³/₈" x (H) 20"



Smart LED Lighting


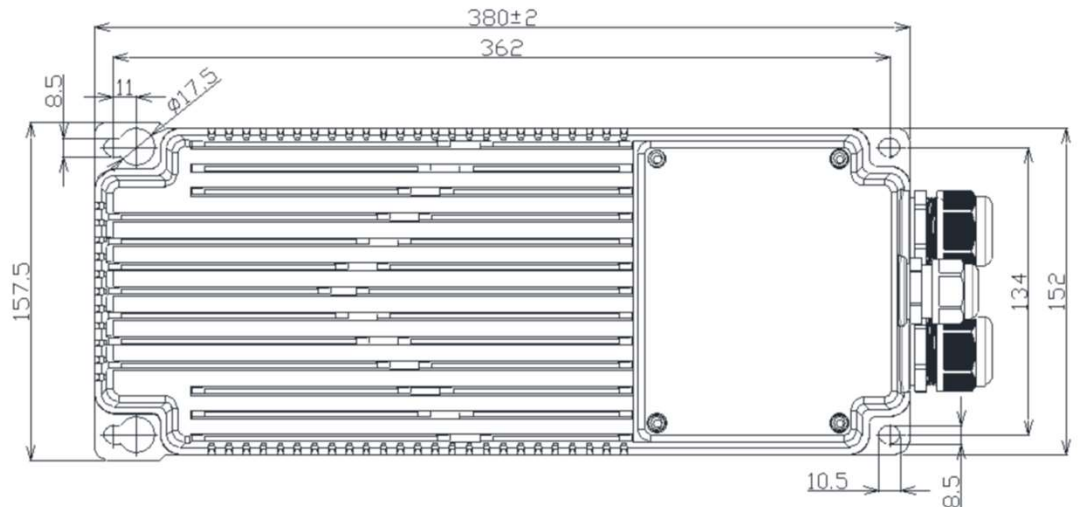
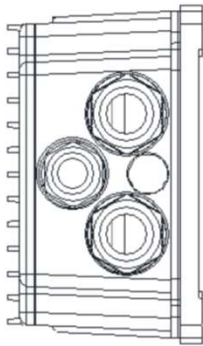
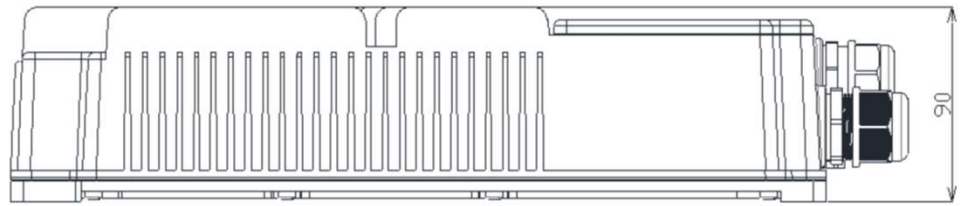
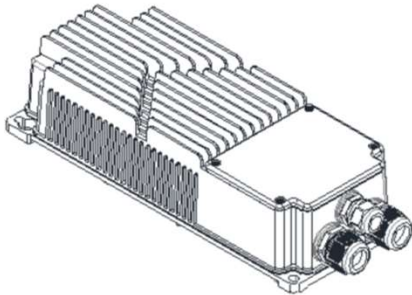


RGBW LED Sports Lighter

Architectural Flood and Spot Luminaires

REMOTE LED DRIVER

Drawings & Dimensions (in mm):



Part	Description
A	Input
B	Output
C	Daisy Chain Dimming
D	Ventilation Valve

WARNING – Turn Power Off during Wiring of LED Fixtures !



Smart LED Lighting



RGBW LED Sports Lighter

Architectural Flood and Spot Luminaires

DMX Info & Specs

ITEM	SPECS	NOTES
DMX+ DMX-	-6V Min. +6V Max.	DMX to Ground Resistance 25Mohm
Logic 0/1	0.2V	DMX+ to DMX- Threshold
Baud Rate	250kbps	Communication Baud Rate
Flashing	25fps	On/Off Flashing Rate with DMX
Dimming	5% Min. 100% Max.	Dimming Range
Aux	24Vdc +/- 2.4V 3 Watt Max.	Auxiliary Power Voltage
DMX/RDM		Supports DMX/RDM Protocols
DMX Address	Pre-Set	Factory Pre-Addressed or On-Site Manual Addressable

Dimensions & Weight

	BUILT-IN DRIVER	REMOTE DRIVER	NOTES
Model #	SFL-500W	SFL-500W RD	
Unit Weight	61 Lb. [27.7 Kg.]	45 Lb. [18.6 Kg.]	Unit Only, No Packing
Packaged Unit Weight	66 Lb. [30 Kg.]	46 Lb. [20.9 Kg.]	With Carton
Carton Dims	(L) 29½" x (W) 19¾" x (H) 13" [(L) 75 x (W) 50 x (H) 33 CM]		LED Driver 9.9 Lb./[4.5Kg.]