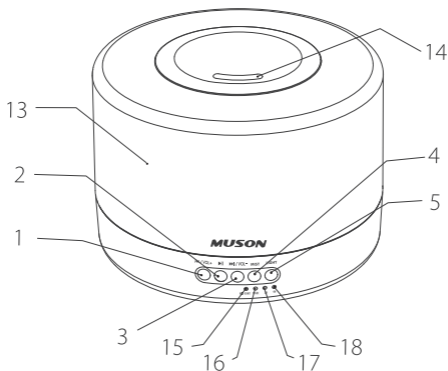
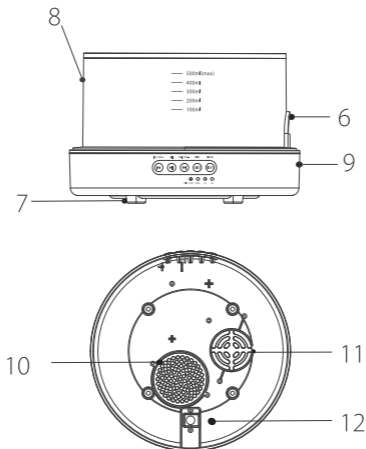


INTRODUCTION

Thank you for choosing MUSON SMILE 1 aromatherapy diffuser with White Noise. Please read the manual carefully, and keep it for further reference. If you need any assistance, please contact our customer support team by emailing support@musonworld.com.

PRODUCT DESCRIPTION





1. Last Button
3. Next Button
5. LIGHT Button

7. Base

9. Main Body

11. Air Intake

13. Cover

15. Continuous Mist Indicator

17. 2 Hours Indicator

2. Play Pause Button

4. MIST Button

6. Air Outlet

8. Water Tank

10. Speaker

12. DC Socket

14. Mist Mouth

16. 10 Seconds Intermittent Indicator

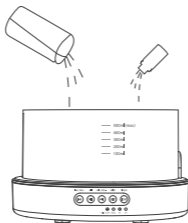
18. 4 Hours Indicator

OPERATION

1. Please remove the upper cover.



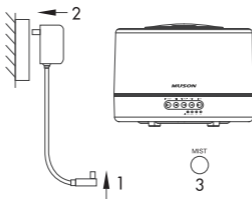
2. Add the moderate amount of water (no more than 500ml) and a drop of essential oil into the water tank.



3. Close the cover in the direction.



4. Please connect the AC adapter to the DC jack at the base of the main body.



Note:

If the amount of added water is over the tick mark, there will be less mist sprayed out.

Do not invert the machine in use and make sure it is not available to children.

USING GUIDE



MIST FUNCTION :

1. Short press the MIST button for the first time, the aromatherapy machine (no light being on), will operate in Mid cont mode (comparatively small amount mist) with Continuous Mist indicator lighting up in orange and spray MIST continuously. When there is not sufficient water detected and then the machine will turn off.
2. Short press the MIST button a second time, the aromatherapy machine works in intermittent mode. Under this mode, the machine will sprays mist for 10 seconds and then stop for 10 seconds (repeat in this way) until there is not sufficient water detected and then the machine will turn off automatically. (The 10 Secs Intermittent Indicator is always on and the fan operates normally.)
3. Short press the MIST button a third time, the aromatherapy machine works for two hours with Two Hours indicator lights up in orange and then turns off automatically.
4. Short press the MIST button a forth time, the aromatherapy machine works for four hours with Four Hours indicator lights up in orange and then turns off automatically.

5. Short press the MIST button a fifth time, the aromatherapy machine turns off with indicator off and buzzer sends out 2 buzzing sounds. (The machine and its light will turn off automatically when there is not sufficient water detected. Auto power-off don't cut the sleeping music, and if you want to turn off the sleeping music, you can do it manually.)
6. Short press the MIST button a sixth time, the aromatherapy machine restarts from the first press
7. In the power-on state, press the MIST button for 1.5 seconds to adjust the concentration of spraying MIST. When shift into comparatively dense mist mode, the buzzer sends out 2 buzzing sounds; When shift into Mid cont mode, the buzzer sends out 1 buzzing sound.
8. Each time you shift mist mode, the mist function operates in Mid cont mode by default.

LIGHT FUNCTION:

When the light is off, short press LIGHT button for the first time, the machine will give out dark warm glow by default. Short press the LIGHT button again to shift into bright warm glow, and short press for the third time, the glow disappears.

LAST BUTTON:

1. In the power-on state, short press one time to play the previous track.

2. Long press in the power-on state to increase the volume (Long press for one second at least. When the volume is increased to the maximum, the buzzer sends out the buzzing sound).

PLAY PAUSE BUTTON:

1. In the off state, short pressing or long pressing this button can open the machine. (When plug in, you hear a voice prompt "Power-ON")
2. In the power-on state, short press to pause music, short press again to play music.

NEXT BUTTON:

1. In the power-on state, short press one time to play next track.
2. Long press in the power-on state to reduce the volume (Long press for one second at least. When the volume is reduced to the minimum, the buzzer sends out the buzzing sound).

SPECIAL INSTRUCTIONS:

1. When the MIST function is operating with Light function, if there is not sufficient water detected, two functions will turn off automatically.
2. The MIST function cannot be turned on when no water is detected, so if the MIST function cannot be turned on, please check the amount of water.
3. The track sequence and genre:
① Rain ② Fire ③ Wind ④ Ocean ⑤ Forest
⑥ Brook ⑦ White Noise ⑧ Piano I ⑨ Piano II

TROUBLESHOOTING

Can't turn on	<p>Is there enough water in the tank?</p> <p>-Please add enough water but don't exceed the maximum tick mark.</p> <p>Is the AC adapter connected correctly?</p> <p>-Please unplug, check and re-plug correctly.</p>
No /low mist	<p>Not enough water or too much water?</p> <p>-Add the right amount of water but don't exceed the maximum tick mark.</p> <p>Dust on the ultrasonic plate?</p> <p>-Clean the product according to the instructions.</p> <p>Dust on the air intake?</p> <p>-If the air intake is dirty, mist will not come out. Just clean it.</p>
Water leakage	<p>Is there any crack at the bottom of the water tank?</p> <p>-Please check whether there is any tiny crack at the bottom of diffuser through which water can leak. If you find a crack upon receipt of this product, please contact us for a free replacement.</p> <p>Is the steam water inside the lid wiped out?</p> <p>-Wipe out the steam water after each use, making sure the inner cap is completely dry before refilling in case. Steam water may leak out when putting the lid back on.</p> <p>Low temperature or high humidity?</p> <p>-In this case, mist may condense quickly into water drops.</p>

FAQ

Q: Why can't I smell anything?

A: The intensity of scent from different essential oils may vary.
Choose a strong scented oil and don't put the diffuser near the air conditioner, fan or window.

Q: Can I adjust the lighting intensity?

A: Yes. Just press the LIGHT button.

Q: Can I turn off the light by pressing the MIST button?

A: Yes. Hold the MIST button, and then both the light and mist will turn off.

Q: Can I turn the light off and just use the mist?

A: Yes. There are separate buttons for the light and the mist.

Q: Can I turn the player off and just use the mist?

A: Yes. There are separate buttons for the player and the mist.

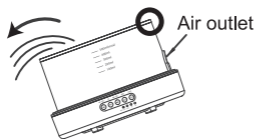
PRECAUTION

- To prolong the life span of the diffuser, do not use mineral water.
- Do not exceed the maximum tick mark when filling water.
- If the diffuser runs out of water, it will shut off automatically.
- Please only use 100% essential oil with this diffuser. Low quality oil that contains chemicals, spices, or impurities may cause malfunction.
- Essential oils can stain. In the event of spillage, please wipe away with a soft cloth.
- Do not use for more than 10 hours at a time. Wait 60 minutes before restarting to avoid damage to ultrasonic plate.
- It's normal that the amount and intensity of the mist change during operation.
- There are many factors that may affect the mist including: water type, humidity, capacity, temperatur, and air currents.

MAINTENANCE

Please clean the product as following after using 5-6 times (or 2-3 days):

- Turn off the power, unplug the power cord, and remove the upper lid.
- Pour out all the remaining water in the tank.
- Put a few drops of neutral kitchen detergent into warm water and clean the product with a soft rag.
- If the unit happens to be knocked over or tipped during operation, please shake the unit gently to drain the water inside the machine and put it in a well-ventilated place to dry naturally.



SPECIFICATION

Dimensions	164x164x118mm
Weight	700g
Color	White
Input Power	AC 100-240V 50/60Hz
Output Power	DC 24V 650mA
Adapter Line Length	170CM
The Amount of Mist	30-45m/h
Water Tank Capacity	500ml
Spray Mode	On /10Sec /2h /4h
Control Mode	Mechanical
Power Consumption	15-19W
Speaker	4Ω 5W
LED quantity	4 LEDS
Noise Level	< 35dBa
Main Material	PP
Ultrasonic Frequency	2.4 MHZ

WARRANTY AND SUPPORT

Customer Support

For more information, please visit

www.musonworld.com

If you need any assistance or support, please email

support@musonworld.com with details.

We will answer your email within 24 hours. We will do our best to provide you with a viable solution.

Warranty

We warrant this device 12 MONTHS from date of the original purchase for manufacturer defects.

If the device fails due to a manufacturing defect, please contact seller directly to initiate return and warranty process.

The following are excluded from MUSON warranty cover:

Device purchased as second hand, used or from unauthorized seller.

Damage resulted from misuse and abusive action.

Damage resulted from chemical, fire, radioactive substance, poison, liquid.

Damage resulted from natural disaster.

Damage caused to any third party / person / object and beyond.

Please do not return the product without seller / MUSON authorization.

STATEMENT

We can only provide after sale service for products purchased directly from MUSON or MUSON authorized distributor. If you have purchased from a different seller, please contact them for any exchange or refund request.