



SIEMENS

Built-In Appliances

2017

siemens-home.bsh-group.com/za/

Siemens. The future moving in.

Technologies that not only improve our everyday life, but our future too.



Dishwashers energy labelling

The aim of the energy label of the dishwasher is to reduce energy consumption, while at the same time not having any adverse effect on the cleaning and drying performance of the appliance. Dishwashers, in general, use the Eco50°C programme as its standard programme upon which energy consumption is rated. The energy label for dishwashers comprises 3 classifications namely:

- Energy efficiency
- Cleaning performance
- Drying performance

Washing machines energy labelling

The aim of the energy efficiency label is to offer consumers a standardised method of choosing the most energy efficient appliance, while at the same time offering you the best possible washing results. Washing machines use the Cotton 60°C programme as its standard programme upon which energy efficiency, washing performance and spin-drying performance levels are rated.

The energy label for washing machines comprises 3 classifications (ranging from “A” to “D” rating) namely:

- Energy efficiency
- Washing performance
- Spin-drying performance

Tumble dryers energy labelling

There is a difference between condensation and vented dryers, with condensation dryers having a lower energy efficiency than vented dryers.

Fridges and freezers energy labelling

Fridges and freezers are the most hardworking appliances in your kitchen as they are on the go 24 hours a day, seven days a week. The energy label is able to provide information about their performance and physical characteristics. These include the annual consumption of energy (in kWh p/a) as well as the storage volume of the compartments (in Litres).

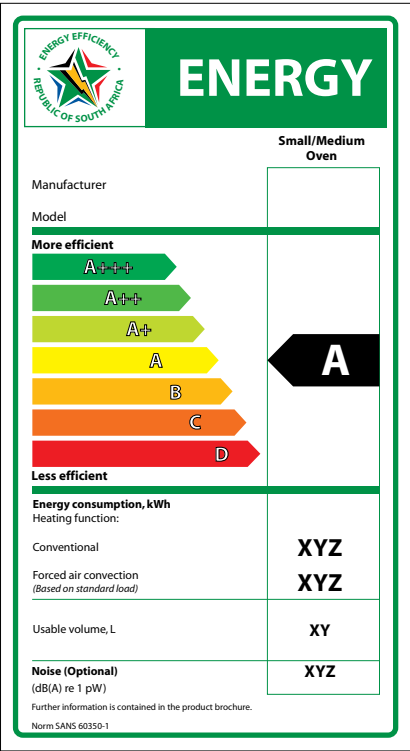
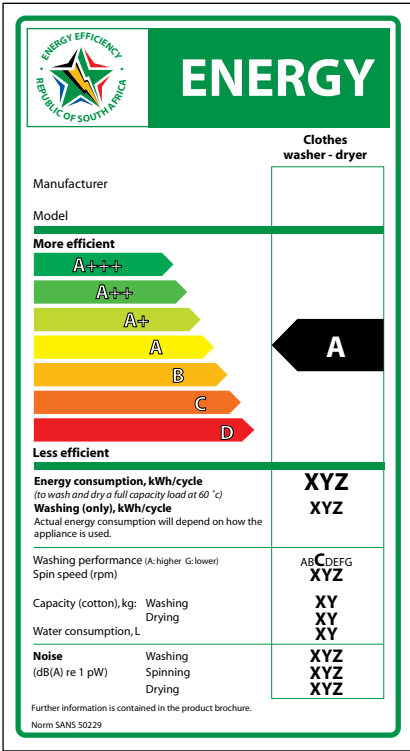
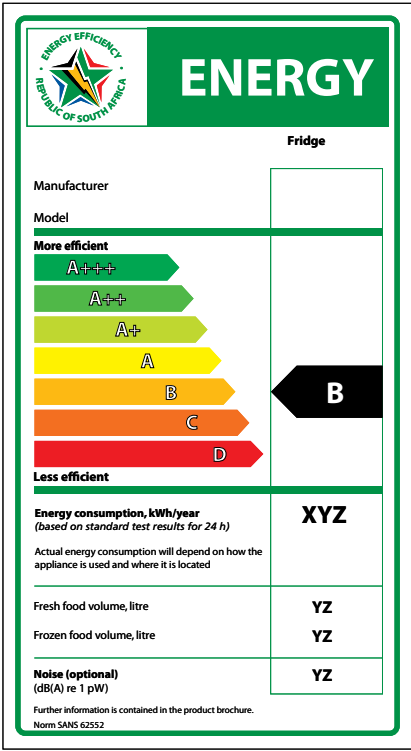
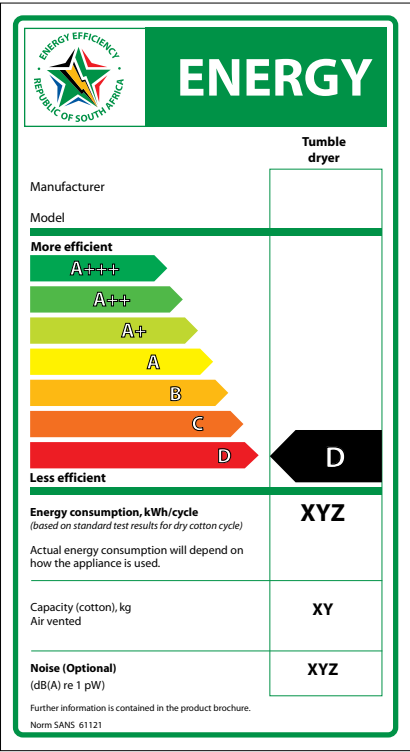

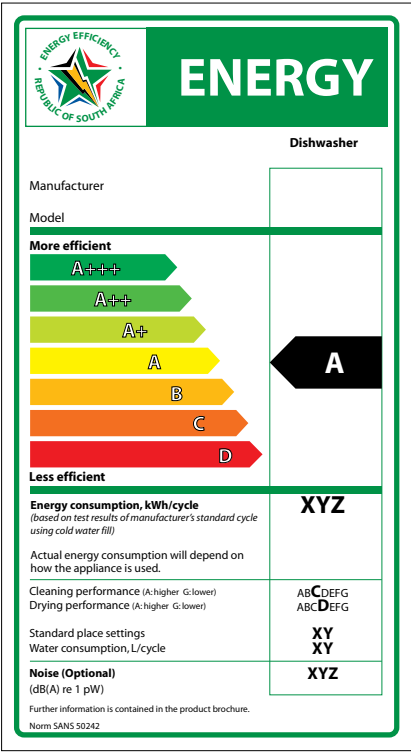
All Siemens cooling appliances, even the entry level models have very efficient energy ratings.

It is important to note that the energy label supplies you with the net volume as opposed to the gross volume of the unit. This is the usable volume of the fridge as opposed to the overall volume, and can therefore be relatively important when making a decision as to which unit is best for you. Siemens cooling products have been converted to CFC and HFC free materials in 1993 already. This means that the harmful substances previously used in the insulation materials have been replaced with environmentally friendly natural gases which do not damage the ozone layer or increase the harmful greenhouse effect.

Energy efficiency ratings

Energy efficiency labels are informative labels affiliated to manufactured products. These labels are able to indicate a products energy performance in order to provide consumers with the necessary data for making informed purchase decisions. The more efficient a product is the less energy it requires and the more you get for your money. Not only is this saving of electricity good for your wallet, but it is good for the environment too; between 1995 and 2000 there has been a saving of three-quarter million-tons of CO2 alone in Europe, by improving the technique of large household appliances. The energy label ranks the appliance’s efficiency from “A+++” to “D”.

- These are categorised as follows:
- Class A+++ to A+ excellent
 - Class A to B good
 - Class C to D average





Welcome
home.

*Pictures shown are for illustration purpose only. Product subject to stock availability.

Ovens
6 – 19

Coffee Machine
20 – 21

Hobs
22 – 35

Extractors
36 – 44

Cooling
45 – 52

Dishwashers
53 – 56

Installation diagrams
57 – 62

Customer service
63

Cooking

Cooling

Dishwashers

Installation diagrams

Customer service

Ovens

As intuitive as cooking itself.

*Pictures shown are for illustration purpose only. Product subject to stock availability.



Ovens

Outstanding taste, cooked in the time you have.

The iQ700 Ovens with varioSpeed.

There are things in life that are worth spending more time on like a business meeting, a weekend adventure or getting to read a few more pages of a bedtime story. Whenever you find yourself in a situation where you want to spend your time differently, but not necessarily cooking, varioSpeed allows you to. No matter whether it's a little snack or a masterful salmon recipe, you can now adjust the cooking time to your own speed of life. Ultimately giving you all the flexibility your less ordinary life requires.



varioSpeed*

Twice as fast in combination: by choosing the integrated microwave function with a conventional cooking option, you can speed up the preparation of your dishes when you need to – without compromising on the quality you would expect. Save up to 50% of your time, to give you the freedom when you require it.

From desserts to roasts and even frozen food, varioSpeed can be conveniently selected to cook a variety of meals when you want to take your time on other things. For even more flexibility; cooking, reheating or quickly defrosting a meal at the end of the day is fast and efficient thanks to the simultaneous heating using microwaves, and a conventional cooking function such as 4D hot air. Save time in the kitchen when you want to and spend it doing the things you love. For a life less ordinary.

varioSpeed saves up to 50% of your time and allows you to adjust the cooking time to your own speed of life.

*Selected models only



One oven, many functions. Now it's even easier to cook perfect dishes.



Bake Sensor*

The Bake sensor monitors the conditions within the oven and automatically adjusts the baking process. This automatic baking system allows for the preparation of a wide range of baked goods and convenience goods.



Multipoint Temperature Probe*

The Meat probe takes the guess work out of cooking. It measures the temperature of the meat at three separate points for increased accuracy and has a built-in temperature gauge. As the meat probe attaches to the oven, when the core temperature has reached the programmed temperature the oven will switch off. It is ideal when trying to determine the readiness of meat and poultry.



Added Steam function*

Prepare perfectly crispy and juicy dishes with PulseSteam, ideal for adding moisture and avoiding dried out food when reheating. PulseSteam offers more flexibility in just one appliance. Steaming retains the flavour, vitamins and nutrients in food. Vegetables keep their bite, shape and appealing natural colour. They don't just look good. They're also healthy and delicious.



Dish Categories*

Simply select the required dish and enter the weight – the cookControl Plus function immediately provides full colour images with individual recommended settings for perfectly cooking the dish you want. Using cookControl Plus you can achieve the best results for a variety of meals with less to worry about and complete peace of mind.

*Pictures shown are for illustration purpose only. Product subject to stock availability.

*Selected models only

Simply the best.

Life's pleasures often lie in the simplest things. A philosophy that is essential to the design of the iQ700 ovens with their easy to use clearText TFT display and time saving activeClean® self-cleaning system. Supreme features that mean you can enjoy cooking even more.



iQ700 Ovens with TFT touchDisplay Plus.*

It's never been this easy to keep an eye on your cooking. Bigger size, brighter colours, higher contrast and better resolution. And now controllable with the touch of a finger. The new TFT touchDisplay Plus is the most innovative and intuitive user interface available for an oven.

Say goodbye to multiple dials and printed icons, the TFT touchDisplay Plus offers more than just control of your oven. It gives tips and information on each programme, full colour graphics and images, it can even suggest the correct way to cook your dishes with cookControl Plus. Clear to read from any angle, it's advanced yet easy-to-use technology for effortless cooking.

Three types of TFT displays are also now available across the iQ700 oven range. The slightly smaller TFT touchDisplay offers all the functionality of a touchscreen display with crisp text and images. Smaller still, the TFT Display can be operated with touchControl buttons either side of the screen, yet still has clear programme information. Thanks to the menu structure on all of our ovens, which is optimised for convenient and easy-to-use touch navigation, it's even easier to select the perfect settings. Designed to serve one purpose: giving you full control.



The easiest way to clean an oven: let the oven clean itself.



iQ700 Ovens with activeClean.*

Enjoy preparing food without worrying about the consequences. No matter how creative it gets in the oven interior, you no longer need any chemical treatments to get it clean again – only the push of a button. Hassle-free, the oven cleans itself thoroughly with activeClean. It does so by heating up to very high temperatures – turning all residues into ash, which can easily be wiped away. This process is called pyrolysis and is the most convenient and efficient way to clean the whole interior of your oven.


And now, even the telescopic rails, bars and tray are specially designed to be used with activeClean so you don't need to remove them at all. Only the wire shelf needs to be removed. activeClean makes it possible to forget about the chore of cleaning your oven and gives you back your time to spend on the things you love. For a life less ordinary



activeClean® – ovens that clean themselves.

*Selected models only

Stylish design and intelligent innovation perfectly engineered to meet the demands of today's busy lifestyles. No matter what you're cooking there is a range of functions and features to help you to cook-up the perfect meal.



Ovens



Hot air grilling*

The hot air grilling system prepares large roasts, such as duckling or goose, with a rotisserie quality. This is done by the grill and fan being switched on and off alternatively (patented interval control mode).



Defrost*

The defrosting heating method is perfect for gentle defrosting of frozen food items.



Large surface grill*

The large surface grill is ideal when you would like to prepare fish, steaks or toast in the oven. It's also suited for au gratin dishes.



Small surface grill*

When you use the small surface grill only the middle part of the grill-heating element is heated. This is the ideal setting for small amounts, e.g. four slices of toast.



Intensive heat*

Intensive heat is ideal for pizza, bread and frozen food because of the unsurpassed strong bottom heat.



Keep warm function*

The keep warm function keeps the correct temperature for a longer period of time. Plates and cups are kept at the correct temperature by means of the preheat function.



An oven door that opens and closes gently and quietly thanks to the intelligent mechanism: softMove*

For a calmer kitchen, softMove offers softer opening and closing of the oven door without having to push and pull. The intelligent dampers ensure that the oven door is left to open and close gently and quietly. Available on all iQ700 built-in ovens.



Everything put in a good light.

Depending on the model, there are different kinds of illumination inside the oven. Whether it's the standard Halogen light, LEDs or the most advanced Multilevel LED strip, they all provide a brilliant view of your dishes without having to open the oven door.



Sabbath setting*

On a day of rest use the oven without having to operate it: With this setting, the oven maintains a temperature of between 85C and 140C for up to 73 hours. You can eat thus warm food on the Sabbath, without operating the oven

*Selected models only

Model	HV541ANS0	HN678G4S1
-------	-----------	-----------



Product description	iQ500 90 cm built-in single oven	iQ700 Combi microwave oven with added steam
Heating methods	<ul style="list-style-type: none">• Full width grill, Hotair eco, Hot air, Half width grill, Conventional heat, Pizza setting, Bottom heat, Circulating Air, Hot air grilling	<ul style="list-style-type: none">• 4D hot air, Hotair Eco, Top/bottom heat, Top/bottom heat Eco, Hot air grilling, Full width grill, Half width grill, Pizza setting, CoolStart function, Bottom heat, Intensive heat, Slow cook, Plate warming, Drying, Keep warm• Additional heating methods with steam: Regeneration, fermentation• VarioSpeed: heating methods combined with microwave settings• 5 Microwave power settings (90 W,180 W,360 W,600 W,900 W) with Inverter
Comfort and safety	<ul style="list-style-type: none">• Cavity net volume: 77 Litres• Electronic clock• Retractable controls• Full glass inner door• Oven interior light with two lamps• 1 level telescopic shelf	<ul style="list-style-type: none">• Cavity net volume: 67 Litres• Temperature range 30 °C - 300 °C• 5,7"-TFT-color and graphics display with direct touch function• Temperature proposal• Actual temperature display• Sabbath setting• Added steam function• Descaling programme• Automatic boiling point detection• Drying function• Oven door with softMove• Dish categories• Multipoint temperature probe• Baking sensor• Electronic clock• Rapid heating-up• LED-Elongated light, Independent oven interior light button• Water tank, 1 litre• Location of the steam generator is outside of the cavity• Integral cooling fan• Stainless-steel fan• Info button• Maximum window temperature 30° C• Door lock electronical• Child lock• Residual heat indicator
Design	<ul style="list-style-type: none">• Oven cavity with removable rack supports• Smooth oven interior	<ul style="list-style-type: none">• Rotary Control• Cavity inner surface: Enamel anthracite• Bar handle• Cavity with shelf support rails, 1 level telescopic shelf, pyrolitic proof
Cleaning	<ul style="list-style-type: none">• Catalytic side liners, Catalytic back liner• Removable oven door for easy-cleaning	<ul style="list-style-type: none">• activeClean• Pyrolitic proof trayholder and baking tray
Accessories	<ul style="list-style-type: none">• 2 x Enamelled baking tray• 1 x Combination grid	<ul style="list-style-type: none">• 1 x Combination grid, 1 x Pizza pan, 1 x Enamel baking tray, 1 x Universal pan
Product specs	Overall (H x W x D): 47.8 x 89.6 x 56.8 cm Aperture (H x W x D): 46.7 x 86.0 x 56.0 cm Rating: 3000 W	Overall (H x W x D): 59.5 x 59.5 x 54.8 cm Aperture (H x W x D): 58.5 -59.5 x 56.0 – 56.8 x 55.0 cm Rating: 3650W
Barcode	4242003666555	4242003658789

Model	HS636GDS1	HM656GBS1
-------	-----------	-----------



Product description	iQ700 Full steam oven	iQ700 Oven with microwave
Heating methods	<ul style="list-style-type: none">• 4D hot air, Hot air Eco, Top/bottom heat, Top/bottom heat Eco, Hot air grilling, Full width grill, Half width grill, Pizza setting, CoolStart function, Bottom heat, Slow cook, Plate warming, Keep warm• Additional heating methods with steam: Steam 100%, Regeneration, fermentation, Defrost	<ul style="list-style-type: none">• 4D hot air, Hot air Eco, Top/bottom heat, Top/bottom heat Eco, Hot air grilling, Full width grill, Half width grill, Pizza setting, CoolStart function, Bottom heat, Slow cook, Plate warming, Keep warm• VarioSpeed: heating methods combined with microwave settings• 5 Microwave power settings (90 W,180 W,360 W,600 W,900 W) with Inverter
Comfort and safety	<ul style="list-style-type: none">• Cavity net volume: 71 Litres• Temperature range 30 °C - 250 °C• 3,7"-TFT-color and graphics display with direct touch function• Temperature proposal• Actual temperature display• Sabbath setting• Added steam function• Descaling programme• Automatic boiling point detection• Drying function• Oven door with softMove• Dish categories• Multipoint temperature probe• Electronic clock• Rapid heating-up• LED light, Independent oven interior light button• Water tank, 1 litre• Location of the steam generator is outside of the cavity• Integral cooling fan• Stainless-steel fan• Info button• Bar handle• Maximum window temperature 40° C• Child lock• Residual heat indicator	<ul style="list-style-type: none">• Cavity net volume: 67 Litres• Temperature range 30 °C - 300 °C• 3,7"-TFT-color and graphics display with direct touch function• Temperature proposal• Actual temperature display• Sabbath setting• Oven door with softMove• Dish categories• electronic clock• Rapid heating-up• LED light, Independent oven interior light button• Integral cooling fan• Stainless-steel fan• Info button• Maximum window temperature 40°C• Child lock• Residual heat indicator
Design	<ul style="list-style-type: none">• Rotary Control• Cavity inner surface: Enamel anthracite• Bar handle• Cavity with shelf support rails	<ul style="list-style-type: none">• Rotary Control• Cavity inner surface: Enamel anthracite• Bar handle• Cavity with shelf support rails
Cleaning	<ul style="list-style-type: none">• Ecolyse features: back panel	<ul style="list-style-type: none">• Ecolyse features: ceiling, back panel, side liners• Ecolyse programme/EcoClean Plus
Accessories	<ul style="list-style-type: none">• 1 x Grid, 1 x Steam container, punched XL, 1 x Steam container, punched S, 1 x Steam container, unpunched S, 1 x Enamel baking tray, 1 x Universal pan	<ul style="list-style-type: none">• 1 x Combination grid, 1 x Enamel baking tray, 1 x Universal pan
Product specs	Overall (H x W x D): 59.5 x 59.5 x 54.8 cm Aperture (H x W x D): 58.5 -59.5 x 56.0 – 56.8 x 55.0 cm Rating: 3650W	Overall (H x W x D): 59.5 x 59.5 x 54.8 cm Aperture (H x W x D): 58.5 -59.5 x 56.0 – 56.8 x 55.0 cm Rating: 3650W
Barcode	4242003658314	4242003658758

Model	HB673G0S1A	HB636GBS1
-------	------------	-----------



Product description	iQ700 Oven	iQ700 Oven
Heating methods	<ul style="list-style-type: none"> • 4D hot air, Hot air Eco, Top/bottom heat, Top/bottom heat ECO, Hot air grilling, Full width grill, Half width grill, Pizza setting, CoolStart function, Bottom heat 	<ul style="list-style-type: none"> • 4D hot air, Hot air Eco, Top/bottom heat, Top/bottom heat eco, Hot air grilling, Full width grill, Half width grill, Pizza setting, CoolStart function, Bottom heat, Slow cooking, Plate warming, Keep Warm
Comfort and safety	<ul style="list-style-type: none"> • Cavity net volume: 71 Litres • Temperature control: 30 C – 300 C • 2,8"-TFT-color and text display with touch-control buttons • Temperature proposal • Actual temperature display • Sabbath setting • Oven door with softClose, soft opening • cookControl, 10 automatic programmes • electronic clock • Rapid heating-up • Halogen interior lighting, Independent oven interior light button • Stainless-steel fan • Info button • Maximum window temperature 30°C • Child lock • Residual heat indicator 	<ul style="list-style-type: none"> • Cavity net volume: 71 Litres • Temperature range 30 °C - 300 °C • 3,7"-color and text display with touch-control buttons • Temperature proposal • Actual temperature display • Sabbath setting • Oven door with softMove • Dish categories • Electronic clock • Rapid heating-up • Halogen interior lighting, Independent oven interior light button • Stainless-steel fan • Info button • Maximum window temperature 40°C • Child lock • Residual heat indicator
Design	<ul style="list-style-type: none"> • Rotary control • Cavity inner surface: Enamel anthracite • Bar handle • Cavity with shelf support rails, 1 level telescopic shelf, with Stop • function, pyrolitic proof 	<ul style="list-style-type: none"> • Rotary Control • Cavity inner surface: Enamel anthracite • Bar handle • Cavity with shelf support rails • (telescopic rails available as accessory)
Cleaning	<ul style="list-style-type: none"> • ActiveClean function • Pyrolitic proof trayholder and baking tray 	<ul style="list-style-type: none"> • Ecolyse features: back panel • Full glass inner door
Accessories	<ul style="list-style-type: none"> • 2 x Enamel baking tray, 1 x Combination grid, 1 x Universal pan 	<ul style="list-style-type: none"> • 1 x Enamel baking tray, 1 x Combination grid, 1 x Universal pan
Product specs	Overall (H x W x D): 59.5 x 59.5 x 54.8 cm Aperture (H x W x D): 58.5 – 59.5 x 56.0 - 568 x 55.0 cm Rating: 3650W	Overall (H x W x D): 59.5 x 59.5 x 54.8 cm Aperture (H x W x D): 58.5 -59.5 x 56.0 – 56.8 x 55.0 cm Rating: 3650W
Barcode	4242003685464	4242003672402

Model	HB634GBS1	HB633GBS1
-------	-----------	-----------



Product description	iQ700 Oven	iQ700 Oven
Heating methods	<ul style="list-style-type: none"> • 4D hot air, Hot air Eco, Top/bottom heat, Top/bottom heat Eco, Hot air grilling, Full width grill, Half width grill, Pizza setting, CoolStart function, Bottom heat, Slow cooking, Plate warming, Keep Warm 	<ul style="list-style-type: none"> • 4D hot air, Hotair Eco, Top/bottom heat, Top/bottom heat Eco, Hot air grilling, Full width grill, Half width grill, Pizza setting, CoolStart function, Bottom heat
Comfort and safety	<ul style="list-style-type: none"> • Cavity net volume: 71 Litres • Temperature range 30 °C - 300 °C • 2.8" TFT-color and text display with touch-control buttons • Temperature proposal • Actual temperature display • Sabbath setting • Oven door with softMove • Electronic clock • Rapid heating-up • Halogen interior lighting, Independent oven interior light button • Stainless-steel fan • Info button • Maximum window temperature 40° C • Child lock • Residual heat indicator 	<ul style="list-style-type: none"> • Cavity net volume: 71 Litres • Temperature range 30 °C - 300 °C • 2.8 "TFT-color and text display with touch-control buttons • Temperature proposal • Actual temperature display • Sabbath setting • Oven door with softMove • Electronic clock • Rapid heating-up • Halogen interior lighting, Independent oven interior light button • Stainless-steel fan • Info button • Maximum window temperature 40° C • Child lock • Residual heat indicator
Design	<ul style="list-style-type: none"> • Rotary Control • Cavity inner surface: Enamel anthracite • Bar handle • Cavity with shelf support rails • (telescopic rails available as accessory) 	<ul style="list-style-type: none"> • Rotary Control • Cavity inner surface: Enamel anthracite • Bar handle • Cavity with shelf support rails • (telescopic rails available as accessory)
Cleaning	<ul style="list-style-type: none"> • Ecolyse features: back panel • Full glass inner door 	<ul style="list-style-type: none"> • Full glass inner door
Accessories	<ul style="list-style-type: none"> • 1 x Enamel baking tray, 1 x Combination grid, 1 x Universal pan 	<ul style="list-style-type: none"> • 1 x Combination grid, 1 x Universal pan
Product specs	Overall (H x W x D): 59.5 x 59.5 x 54.8 cm Aperture (H x W x D): 58.5 -59.5 x 56.0 – 56.8 x 55.0 cm Rating: 3650W	Overall (H x W x D): 59.5 x 59.5 x 54.8 cm Aperture (H x W x D): 56.0-56.8 x 58.5-59.5 x 55.0 cm Rating: 3650W
Barcode	4242003672372	4242003672365

The healthy option.

When compromise is not an option, hot air steam is the solution.



The iQ700 compact45 steam oven offers even more possibilities to prepare perfectly tasty dishes with ease. Use fullSteam to cook vegetables, fish or potatoes, without losing taste, colour or vitamins. And since no oil is needed, you can cook in the healthiest possible way. Since all compact45 appliances are coordinated in design, match with the iQ700 single oven.



Convenient access to the water tank.

The many benefits of steam

As well as healthy cooking, steam is ideal for reheating and defrosting food. As the process gently adds moisture, you can reheat dishes when in a hurry, without losing taste, or spontaneously defrost food quickly.





More cooking possibilities

Our steam ovens are multi-functional meaning you can cook as a conventional oven or in combination with the pulseSteam function. Whether it's a quick and healthy meal after work or an impressive weekend fish dish, a Siemens compact45 steam oven lets you choose how you want to cook your food.

The easiest way to cook with steam

Cooking with steam is simple with an iQ700 compact45 steam oven. Open the fascia with the touch of a finger and the front panel automatically lifts to reveal the 1 litre capacity water tank. As the water tank is outside of the oven cavity, it's now possible to refill the tank while cooking, without losing any steam or disturbing your cooking.

Healthy food made delicious with the power of steam.

Model	CS658GRS1	BI630DNS1	BI630CNS1
			
			
Product description	iQ700 Compact steam oven	iQ700 Warmer drawer (29 cm)	iQ700 Warmer drawer (14 cm)
Cooking methods	<ul style="list-style-type: none">• 4D hot air, Hot air Eco, Top/bottom heat, Top/bottom heat Eco, Hot air grilling, Full width grill, Half width grill, Pizza setting, CoolStart function, Bottom heat, Intensive heat, Slow cooking, Plate warming, Drying, Keep warm• Additional heating methods with steam: Steam 100%, Regeneration, fermentation, Defrost	<ul style="list-style-type: none">• Heating plate made of toughened glass• Temperature control in 4 levels: ca. 40 °C - 80 °C (glass surface temperature)	<ul style="list-style-type: none">• Heating plate made of toughened glass• Temperature control in 4 levels: ca. 40 °C - 80 °C (glass surface temperature)
Comfort and safety	<ul style="list-style-type: none">• Cavity net volume: 47 Litres• Temperature range 30 °C - 250 °C• 5,7"-TFT-color and graphics display with direct touch function• Temperature proposal• Actual temperature display• Sabbath setting• Added steam function• Descaling programme• Automatic boiling point detection• Drying function• Oven door with softClose, soft opening• Dish categories• Baking sensor• Multipoint temperature probe• Electronic clock• Rapid heating-up• LED light, Independent oven interior light button• Water tank, 1 litre• Location of the steam generator is outside of the cavity• Stainless-steel fan• Info button• Maximum window temperature 40° C• Child lock• Residual heat indicator	<ul style="list-style-type: none">• Cavity net volume: 52 Litres• Loading up to 25 kg• Max. loading espresso cups: 192 PC• Max. loading plates: 40PC• 5 Functions: dough proving, thawing of delicate foods, keeping drinks and food warm, pre-warming of crockery, gentle cooking• Telescopic pull-out drawer• Cool door• Push & Pull	<ul style="list-style-type: none">• Cavity net volume: 20 Litres• Loading up to 25 kg• Max. loading espresso cups: 64 PC• Max. loading plates: 12PC• 5 Functions: dough proving, thawing of delicate foods, keeping drinks and food warm, pre-warming of crockery, gentle cooking• Telescopic pull-out drawer• Cool door• Push & Pull
Design	<ul style="list-style-type: none">• Rotary Control• Cavity inner surface: Enamel anthracite• Bar handle• Cavity with shelf support rails, 1 level telescopic shelf, full extension, with Stop function		
Cleaning	<ul style="list-style-type: none">• Ecolyse features: side liners, back panel, ceiling• Ecolyse program		
Accessories	<ul style="list-style-type: none">• 1 x Grid, 1 x Steam container, punched XL,• 1 x Steam container, punched S,• 1 x Steam container, unpunched S,• 1 x Universal pan		
Product specs	<p>Overall (H x W x D): 45.5 x 59.5 x 54.8 cm</p> <p>Aperture (H x W x D): 45.0 – 45.5 x 56.0 – 56.8 x 55.0 cm</p> <p>Rating: 3300W</p>	<p>Overall (H x W x D): 29.0 x 59.5 x 54.8 cm</p> <p>Aperture (H x W x D): 29.0 x 56.0 - 56.8 x 55.0 cm</p> <p>Rating: 810W</p>	<p>Overall (H x W x D): 14.0 x 59.5 x 54.8 cm</p> <p>Aperture (H x W x D): 14.0 x 56.0 - 56.8 x 55.0 cm</p> <p>Rating: 810W</p>
Barcode	4242003671450	4242003676615	4242003676561

Coffee indulgence.

What takes a barista years to learn, you can do at the touch of a button.

The finishing touch for your kitchen or dining area, a Siemens coffee centre is the ultimate appliance for coffee lovers and those who like to entertain. Enjoy a better selection of coffee with the touch of a finger, all made to the optimum temperature to release the best taste and aroma using the intelligent sensoFlow heater inside.



Perfect results and at the size you want.

No more waiting around thanks to the fastest first cup every time.



AutoMilk Clean

Now you can clean your coffee maker as easily as you prepare your morning pick-me-up. Each time you make a coffee drink with milk, the milk system is automatically rinsed out with a blast of steam. The coffee machine takes total charge of the milk system's daily maintenance, so that you can concentrate on enjoying your cappuccino or latte macchiato instead of cleaning.

sensoflow for coffee perfection

Different coffees require the espresso shot to be heated at different temperatures to achieve the perfect result. sensoFlow does this automatically, providing you with a delicious beverage again and again.

For an added boost


aromaDoubleShot gives you that extra boost when you need it most. Because the second shot uses a new set of beans, there's no compromise on the flavour.

individualCup volume size

Precisely the amount of coffee you want – exactly how you want it. The cup volume can be set to perfection, so that your favourite coffee fits in your favourite cup perfectly.

OnceTouch DoubleCup

You can make two of the same coffees simultaneously, even those that use milk.

Model	CT636LES1
 <div></div>	
Product description	iQ700 Integrated fully automatic espresso/coffee machine
Comfort and safety	Flavour <ul style="list-style-type: none">• SensoFlow System: The innovative heating system guarantees a constant brewing temperature• AromaPro Concept: Ideal contact pressure for optimal aroma extraction• One-touch preparation: Ristretto, Espresso, Espresso Macchiato, Coffee, Cappuccino, Latte Macchiato, Caffè Latte at the touch of a button• AromaDouble Shot: Extra-strong coffee with less bitterness thanks to two grinding and brewing processes• Beverage temperature adjustable individually: coffee 3 levels, hot water 4 levels Convenience <ul style="list-style-type: none">• MyCoffee: Save 8 beverages with individual names and adjustable mixing ratio of milk and espresso• IndividualCup Volume: Cup sizes adjustable individually• Coffee outlet and milk frother height-adjustable: Up to 15 cm high• OneTouch DoubleCup: Prepare two cups simultaneously for all coffee and milk specialties• Removable Water tank (2.4 Litres volume) Performance <ul style="list-style-type: none">• SilentCeram Drive: Quiet premium grinder made from non-wearing ceramic• CoffeeSensor Pro: The grinding unit automatically adjusts to bean variety• One-touch coffee milk specialties with especially fine-pored milk froth thanks to an innovative milk frother• In addition to beverages also available separately: milk foam, warm milk, hot water• Reduced heat-up time: Fastest first cup• Water pump with 19 bar pressure• Separate chute for ground coffee Cleaning <ul style="list-style-type: none">• Removable brewing unit: Easy and hygienic cleaning under running water• AutoMilk Clean: Fully-automatic steam cleaning of the milk system after every beverage• Milk frother removable and dishwasher-proof• SinglePortion Cleaning: Complete emptying of all pipes after each brewing process• Automatic rinsing program when switching off and on• Drip tray and coffee grounds container removable and dishwasher-proof• Calc'nClean: Automatic cleaning and descaling programme Miscellaneous <ul style="list-style-type: none">• Bean container with aroma protection lid (500 g volume)• Coffee outlet and keys are illuminated• Grinding fineness adjustable (multi-level)• Display language selectable• Child safety lock: Unintended brewing process not possible
Product specs	Overall (H x W x D): 45.5 x 59.4 x 38.5 cm Aperture (H x W x D): 45.0 x 56.8 x 40.0 cm Rating: 1700 W
Barcode	4242003645437

Induction & ceramic hobs

Easy to clean, easy to cook with.

*Pictures shown are for illustration purpose only. Product subject to stock availability.

Speed. Energy-efficiency. Style.

Our traditional induction hob range feature automatic pan recognition ensuring that only the pan in contact with the surface heats up. Induction cooking is quicker than gas and much more energy efficient, allowing you to enjoy speedy food whilst being kinder to the environment.

Easier to clean and safer to use, Siemens induction hobs stand out in your kitchen.

Induction & ceramic hobs




Greater control with touchSlider.



flexInduction*

One cooking zone, a thousand possibilities. Pots and pans are as different as the dishes you cook with them. With flexinduction you can flexibly adjust your cooktop to fit. The cooking area can be tailored to your needs, enabling you to use a small area or you can choose to link the zones together to form one large zone. Only if cookware is detected will the individual inductors work.



PowerMove Plus*

This function activates the entire flexible cooking zone, which is divided into three cooking areas and which has preset heat settings. This means that an item of cookware can be moved during the cooking process to another cooking area with another heat setting.



Dual lightSlider*

The perfect symbiosis of precision, convenience and design. The optimal way to control your cooktop. Innovative lightSlider technology combines innovative light design, with simple precise heat regulation.

Designed with sleek controls that are simple to use, and state-of-the-art technology that gives you a precise control over your hob. When activated, the power level is displayed for each zone, allowing you to monitor their status at a glance.

Automatic pan recognition*


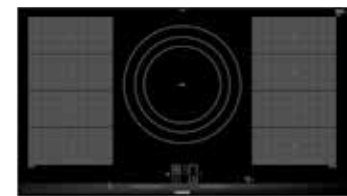
Energy-efficiency is at the heart of Siemens products, and is at the heart of automatic pan recognition. Only the area of the hob in contact with the pan receives energy, meaning energy isn't wasted by heating the entire unit. Not only will this lower your carbon footprint, but it will also reduce your utility bills.

PanBoost*

Shorter heat-up times for pans (and pots with non-stick coating). This function only runs 30 seconds (compared to 10min for powerBoost). After 30 seconds it automatically switches to level 9.

*Selected models only

Model	EX975LVC1E	EX675LEC1E
-------	------------	------------



Product description	iQ700 90cm flex induction ceramic hob		iQ700 60cm induction ceramic hob facetted design
Comfort and safety	<ul style="list-style-type: none"> • 5 Induction cooking zones • 1 Triple Zone • 2 Flex induction zones • Dual lightSlider touch control • powerMove Plus • Automatic pan recognition sensor • fryingSensor Plus with 5 temperature settings • PowerBoost function for all zones • panBoost • powerManagement function • reStart Function • quickStart Function • Energy efficiency display • 17 power levels • Switch off timer for every cooking zone • Count-up timer • symControl, symmetrical position of displays • Reidual heat indicator for each zone • Wipe protection function • Safety switch-off • Childproof lock 		<ul style="list-style-type: none"> • 4 Induction cooking zones • 1 flexInduction zone • Dual lightSlider touch control • powerMove Plus • Automatic pan recognition sensor • fryingSensor Plus with 5 temperature settings • Boost function for all zones • panBoost • powerManagement Function • reStart Function • quickStart Function • Energy efficiency display • 17 power levels • Switch off timer for every cooking zone timer • Count-up timer • symControl, symmetrical position of displays • Residual heat indicator for each zone • Safety switch-off • Childproof lock
Design	<ul style="list-style-type: none"> • Glass ceramic • Can be combined with all hobs in comfort design • Min worktop thickness 30mm 		<ul style="list-style-type: none"> • Facetted design • (can be combined wih all hobs in comfort design) • Min. worktop thickness: 30 mm
Optional accessories	<ul style="list-style-type: none"> • HZ390011 Induction Roaster for flex induction • HZ390512 Teppanyaki for flex induction • HZ390522 Griddle plate for induction • HZ390250 Frying Sensor Pan Ø 21cm • HZ390042 set of 3 pots and 1 pan for induction hobs 		<ul style="list-style-type: none"> • HZ390011 Induction Roaster for flex induction • HZ390512 Teppanyaki for flex induction • HZ390522 Griddle plate for induction • HZ394301 Joining strip • HZ390250 Frying Sensor Pan Ø 21cm • HZ390042 set of 3 pots and 1 pan for induction hobs
Product specs	Overall: (H x W x D): 5.1 x 91.2 x 52.0cm Aperture: (H x W x D): 5.1 x 88.0 x 49.0-50.2cm Rating: 11100W		Overall (H x W x D): 5.1 x 60.2 x 52.0 cm Aperture (H x W x D): 5.1 x 56.0 x 49.0-50.0 cm Rating: 7400W
Barcode	New EX975LVC1E 4242003705599 (available 2nd quarter 2017)	While stocks last EH975SZ17E 4242003628836	4242003716854

Model	EH651FEB1E	ET975LMP1D
-------	------------	------------



Product description	iQ700 60cm induction ceramic hob, frameless	iQ300 90cm ceramic hob, electric	
Comfort and safety	<ul style="list-style-type: none">• 4 Induction cooking zones• touchSlider (mono)• Automatic pan recognition sensor• Boost function for all zones• powerManagement Function• reStart Function• quickStart Function• Energy efficiency display• 17 power levels• Switch off timer for every cooking zone timer• symControl, symmetrical position of displays• Wipe protection function• Residual heat indicator for each zone• Safety switch-off• Childproof lock	<ul style="list-style-type: none">• 5 HighSpeed cooking zones: 1 triple zone, 1 dual zone, 1 combiZone• Dual lightSlider touch control• 17 power levels• PowerBoost function• Digital display• Switch off timer for every cooking zone• Count-up timer• Keep warm function for all cooking zones• reStart Function• Individual tunable energy consumption display• Wipe protection function• Digital 2-step Residual heat indicator for each zone• Childproof lock• Safety switch-off	
Design	<ul style="list-style-type: none">• Frameless with facetted edge• Min. worktop thickness: 30 mm	<ul style="list-style-type: none">• Glass ceramic• Min worktop thickness 20mm	
Optional accessories	<ul style="list-style-type: none">• HZ390042 set of 3 pots and 1 pan for induction hobs	<ul style="list-style-type: none">• HZ394301 joining strip• HZ390011 Induction Roaster for flex induction• HZ390512 Teppanyaki for flex induction• HZ390522 Griddle plate for induction	
Product specs	Overall (H x W x D): 5.1 x 59.2 x 52.2 cm Aperture (H x W x D): 5.1 x 56.0 x 49.0-50.0 cm Rating: 7400W	Overall: (H x W x D): 4.5 x 91.2 x 52.0cm Aperture: (H x W x D): 4.5 x 88.0 x 50.0cm Rating: 10900W	
Barcode	4242003716212	New ET975LMP1D 4242003749562 (available 2 nd quarter 2017)	While stocks last ET975LVP1D 4242003697085

Model	ET975FGP1E	ET675FNP1E	ET611HE17E
-------	------------	------------	------------



90 cm
width



60 cm
width



60 cm
width

Product description	iQ300 90cm ceramic hob, electric		iQ300 60cm ceramic hob, electric		iQ100 60 cm ceramic hob, electric
Comfort and safety	<ul style="list-style-type: none">• 4 HighSpeed cooking zones: 2 dual zones• touchSlider mono• 17 power levels• PowerBoost function• Digital display• Switch off timer for every cooking zone• reStart Function• Individual tunable energy consumption display• Wipe protection function• Digital 2-step Residual heat indicator for each zone• Childproof lock• Safety switch-off		<ul style="list-style-type: none">• 4 HighSpeed cooking zones: 1 dual zone, 1 with extendable oval zone• Dual touchSlider mono• 17 power levels• PowerBoost function• Digital display• Switch off timer for every cooking zone• Count-up timer• reStart Function• Individual tunable energy consumption display• Wipe protection function• Digital 2-step Residual heat indicator for each zone• Childproof lock• Safety switch-off		<ul style="list-style-type: none">• 4 HighSpeed cooking zones• touchControl• 17 power levels• Electronic display• symControl, symmetrical position of displays• Childproof lock• Safety switch-off• reStart Function• Power on indicator light• Main switch
Design	<ul style="list-style-type: none">• Glass ceramic• Min worktop thickness 30mm		<ul style="list-style-type: none">• Glass ceramic• Min worktop thickness 20mm		<ul style="list-style-type: none">• Frameless designHighSpeed ceramic glass
Optional accessories	<ul style="list-style-type: none">• HZ394301 joining strip		<ul style="list-style-type: none">• HZ394301 joining strip		
Product specs	Overall: (H x W x D): 4.5 x 91.2 x 35.0cm Aperture: (H x W x D): 4.5 x 88.0 x 33.0cm Rating: 8100W		Overall: (H x W x D): 4.5 x 60.2 x 52.0cm Aperture: (H x W x D): 4.5 x 56.0 x 49.0-50.0cm Rating: 8300W		Overall (H x W x D): 4.5 x 59.2 x 52.2cm Aperture: (H x W X D): 4.5 x 56.0 x 49.0-50.0cm Rating: 6600W
Barcode	New ET975FGP1E 4242003756423	While stocks last ET975F17E 4242003613467	New ET675FNP1E 4242003762851	While stocks last ET67517E 4242003612811	4242003640388

Mix and match.

The modular domino hobs can be mixed and matched with each other and even with other hobs in the Siemens range.



Domino hobs

Model	EX375FXB1E	EH375FBB1E
-------	------------	------------



30 cm
width



30 cm
width

Product description	iQ700 30cm flexinduction ceramic hob facetted design	iQ700 30cm induction ceramic hob facetted design
Comfort and safety	<ul style="list-style-type: none"> • Flex zone • 2 induction cooking zones • Automatic pan recognition sensor • powerMove Plus • reStart Function • quickStart Function • Boost function for all zones • Switch off timer for every cooking zone • Count-up timer • Wipe protection function • Safety switch-off • Childproof lock 	<ul style="list-style-type: none"> • 2 induction cooking zones • Automatic pan recognition sensor • reStart Function • quickStart Function • Boost function for all zones • Energy efficiency display • Switch off timer for every cooking zone • powerManagement Function • Digital 2-step Residual heat indicator • Wipe protection function • Safety switch-off • Childproof lock
Design	<ul style="list-style-type: none"> • Facetted design • Min. worktop thickness: 30 mm 	<ul style="list-style-type: none"> • Facetted design • Min. worktop thickness: 30 mm
Optional accessories	<ul style="list-style-type: none"> • HZ390011 Induction Roaster for flex induction • HZ390512 Teppanyaki for flex induction • HZ390522 Griddle Plate for flex induction • HZ394301 Joining strip 	<ul style="list-style-type: none"> • HZ394301 Joining strip
Product specs	Overall (H x W x D): 5.1 x 30.2 x 52.0 cm Aperture (H x W x D): 5.1 x 27.0 x 49.0-50.0 cm Rating: 3700W	Overall (H x W x D): 5.3 x 30.2 x 52.0 cm Aperture (H x W x D): 5.3 x 27.0 x 49.0-50.0 cm Rating: 3700W
Barcode	4242003697405	4242003691731

Model	ET375MF11E	ET375FUB1E	ET375FAB1E
-------	------------	------------	------------



Product description	iQ300 30cm ceramic hob, faceted design	iQ500 30cm electric lava grill, faceted design	iQ500 30 cm deep fat fryer
Comfort and safety	<ul style="list-style-type: none">• 2 HighSpeed cooking zones, including, 1 dual zone• touchSlider Plus (mono)• 17 power levels• Electronic display• Timer with switch-off function for all zones• countDown function• 2 stage residual heat indicator per cooking zone• Safety switch-off	<ul style="list-style-type: none">• Stainless steel grill to be used with water or lava stones• touchSlider• 17 power levels• Electronic display• Timer and Count-up timer• Display of the heat up phase and Residual heat indicator• Wipe protection function• Safety switch-off and Childproof lock	<ul style="list-style-type: none">• Huge frying basin (ca. 3-4 l)• Basket with hanger to turn down• Oil drainage outlet• Electronic display• Thermostat can be set between 100-190° C• Grease melting point (100° C) cold oil zone• Count-up timer and Timer• Wipe protection function• reStart Function• Power on indicator light• Display of the heat up phase• Childproof lock&Safety switch-off
Design	<ul style="list-style-type: none">• Facetted design• HighSpeed ceramic glass• Min. worktop thickness: 20 mm• Optional accessory: HZ394301 Joining strip	<ul style="list-style-type: none">• Facetted design• Removable black glass lid• Min. worktop thickness: 30 mm• Optional accessory: HZ394301 Joining strip	<ul style="list-style-type: none">• touchSlider• Optional accessory: HZ394301 Joining strip
Product specs	Overall (H x W x D): 5.4 x 30.2 x 52.0cm Aperture (H x W x D): 4.8 x 27.0 x 49.0-50.0cm Rating: 3200 W	Overall (H x W x D): 23.6 x 30.2 x 52.0 cm Aperture (H x W x D): 23.6 x 27.0 x 49.0-50.0 cm Rating: 2400W	Overall (H x W x D): 36.7 x 30.2 x 52.0cm Aperture: (H x W X D): 36.7 x 27.0 x 49.0-50.0cm Rating:2500W
Barcode	4242003418253	4242003687635	4242003689073

Model	ER326AB70E	ER326BB70E
-------	------------	------------



Product description	iQ700 30 cm gas hob with wok burner	iQ700 30 cm 2 burner gas hob
Comfort and safety	<ul style="list-style-type: none">• 1 Dual Wok Burner 6.0kW• Electronic Ignition via front control• Flame failure device	<ul style="list-style-type: none">• 1 High Speed burner 2.8kW• 1 Standard burner 1.9kW• Electronic Ignition via front controls• Flame failure device
Design	<ul style="list-style-type: none">• Cast Iron pan support• Facetted design• Optional accessory: HZ394301 Joining strip	<ul style="list-style-type: none">• Cast Iron pan support• Facetted design• Optional accessory: HZ394301 Joining strip
Product specs	Overall (H x W x D): 5.7 x 30.2 x 52.0cm Aperture (H x W x D): 4.5 x 27.0 x 49.0-50.0cm	Overall (H x W x D): 5.7 x 30.2 x 52.0cm Aperture (H x W x D): 4.5 x 27.0 x 49.0-50.0cm
Barcode	While stocks last 4242003601150	While stocks last 4242003601297

Model	ER3A6AD70	ER3A6BD70
-------	-----------	-----------



Product description	iQ700 30cm gas hob with wok burner, stepFlame Technology	iQ700 30cm 2 burner gas hob, stepFlame Technology
Comfort and safety	<ul style="list-style-type: none">• 1 Dual wok Burner 6.0kW• stepFlame Technology• Digital display to indicate power levels• Electronic ignition via front control• Pan supports dishwasher proof• Residual heat indicator• Flame failure safety device	<ul style="list-style-type: none">• 1 Rapid burner 2.8kW• 1 Standard burner 1.9kW• stepFlame Technology• Digital display to indicate power levels• Electronic ignition via front controls• Pan supports dishwasher proof• Residual heat indicator• Flame failure safety device
Design	<ul style="list-style-type: none">• Ceramic top sheet• Cast iron continuous pan supports (dishwasher safe)• Design burner - special flat design• Optional accessory: HZ394301 Joining strip	<ul style="list-style-type: none">• Ceramic top sheet• Cast iron continuous pan supports (dishwasher safe)• Design burner - special flat design• Optional accessory: HZ394301 Joining strip
Product specs	Overall: (H x W x D): 4.5 x 30.2 x 52.0cm Aperture: (H x W x D): 4.5 x 27.0 x 49.0-50.0cm	Overall: (H x W x D): 4.5 x 30.2 x 52.0cm Aperture: (H x W x D): 4.5 x 27.0 x 49.0-50.0cm
Barcode	4242003742631 (available 3 rd quarter 2017)	4242003742693 (available 3 rd quarter 2017)

Model	ET475FYB1E	ET475FUB1E
-------	------------	------------



Product description	iQ500 40cm teppan yaki		iQ500 40cm electric lava grill	
Comfort and safety	<ul style="list-style-type: none"> • Big stainless steel roast area • touchSlider • Frying area can be heated complete or halfway • Electronic display • Thermostat can be set between 160-240 °C in steps of 10°C • Special level for keeping warm (70°C) • Special level for cleaning (40°C) • Timer • Count-up timer • reStart Function • Display of the heat up phase • 2-fold residual heat indication • Wipe protection function • Safety switch-off • Childproof lock 		<ul style="list-style-type: none"> • Stainless steel grill to be used with water or lava stones • touchSlider • Twin heating elements • 17 power levels • Electronic display • Timer • Count-up timer • reStart function • Drain Valve • Display of the heat up phase • 2-step Residual heat indicator • Wipe protection function • Safety switch-off • Childproof lock 	
Design	<ul style="list-style-type: none"> • Facetted design • Removable black glass lid • Min. worktop thickness: 30 mm 		<ul style="list-style-type: none"> • Facetted design • Removable black glass lid • Min. worktop thickness: 30 mm 	
Optional accessories	<ul style="list-style-type: none"> • HZ394301 Joining strip 		<ul style="list-style-type: none"> • HZ394301 Joining strip 	
Product specs	Overall (H x W x D): 9.0 x 39.2 x 52.0 cm Aperture (H x W x D): 9.0 x 36.2 x 49.0-50.0 cm Rating: 1900W		Overall (H x W x D): 23.6 x 39.2 x 52.0 cm Aperture (H x W x D): 23.6 x 36.0 x 49.0-50.0 cm Rating: 3400W	
Barcode	New ET475FYB1E 4242003689127		NEW ET475FUB1E 4242003687611	While stocks last ET475MU11E 4242003434482



*Pictures shown are for illustration purpose only. Product subject to stock availability.

Gas hobs

High-performance,
high-speed.

High
performance.
High speed.

Highest quality
stainless steel for a sleek,
professional finish.

Professional and amateur cooks alike appreciate the advantages of cooking over an open flame, and with Siemens they get the ideal way to do it – modern gas hobs in high-end styling. With Siemens gas hobs, pots and pans heat up quickly and your food is ready on the dot. All Siemens gas hobs meet the highest safety standards and have modern burners, whose stepless adjustment lets you get the perfect heat distribution for your cookware.

Total convenience guaranteed

Swift, fluid motions and ease of use are the focal points of control dial ignition. Ignite the flame whilst setting its intensity by simply turning and pushing the individual hob control with one hand, whilst preparing food with the other. Total convenience guaranteed.

High-performance. High-speed

Experience the wok burner The only way to cook a stir fry – enjoy precision cooking with the dual controlled wok burner. The inner and outer flame can be controlled independently, with the power burner allowing for extremely fast cooking.

Traditional precision
cooking that puts you
in the driving seat.

Best of both worlds

When your heart is still ruled by the traditional method of cooking with gas but you would like to have the option of being more flexible with your cooking, you can add the more energy efficient flexInduction domino hob or really stand out of the crowd with the Teppan yaki cooktop enjoying the best of both worlds.

Ideal for the perfect jus

Ideal for simmering the perfect jus, the simmer burner cap fits on the smallest burner and diffuses the minimum power heat over a wider surface area, avoiding hot spots, perfect for simmering.

Safety first

When you have a window open nearby whilst cooking, the flame can sometimes be extinguished. All Siemens gas hobs feature a flame failure safety device, which cuts-off the supply of gas to the individual burner should the flame accidentally go out.

StepFlame*

Perfect cooking results with nine adjustable and reliable power levels. There is no need to check the height of the flame. Perfect cooking results each and every time. Innovative and patented valve technology regulates the gas output precisely and noticeably from levels 1 to 9.




Gas hobs

*Pictures shown are for illustration purpose only. Product subject to stock availability.

*Selected models only

Model	ER926SB70E	ER626PB70E
-------	------------	------------



Product description	iQ700 90 cm gas hob with wok burner	iQ700 60 cm ceramic gas hob
Comfort and safety	<ul style="list-style-type: none"> • 1 High Speed Wok burner 6.0kW • 1 High Speed burner 2.8kW • 2 standard burners 1.9kW • 1 eco burner 1.1kW • Electronic Ignition via front controls • Flame failure safety device 	<ul style="list-style-type: none"> • 1 High Speed burner 2.8kW • 2 Standard burners 1.9kW • 1 Eco burner 1.1kW • Electronic Ignition via front controls • Flame failure safety device
Design	<ul style="list-style-type: none"> • Cast Iron pan supports, dishwasher safe • Facetted design 	<ul style="list-style-type: none"> • Cast Iron pan supports, dishwasher safe • Facetted design
Product specs	Overall (H x W x D): 5.7 x 91.2 x 52.0cm Aperture (H x W x D): 4.5 x 85.0 x 49.0cm	Overall (H x W x D): 4.7 x 60.2 x 52.0cm Aperture (H x W x D): 4.5 x 56.0 x 49.0cm
Barcode	While stocks last 4242003601617	While stocks last 4242003601372

Model	ER9A6SD70	ER6A6PD70
-------	-----------	-----------



Product description	iQ700 90cm gas hob with wok burner, stepFlame Technology	iQ700 60cm gas hob, stepFlame Technology
Comfort and safety	<ul style="list-style-type: none"> • 1 Wok burner 6.0kW • 1 Rapid burner 2.8kW • 2 Standard burner 1.9kW • 1 Economy burner 1.1kW • stepFlame Technology • Digital display to indicate power levels • Electronic ignition via front controls • Residual heat indicator • Flame failure safety device 	<ul style="list-style-type: none"> • 1 Rapid burner 2.8kW • 2 Standard burner 1.9kW • 1 Economy burner 1.1kW • stepFlame Technology • Digital display to indicate power levels • Electronic ignition via front controls • Residual heat indicator • Flame failure safety device
Design	<ul style="list-style-type: none"> • Ceramic top sheet • Cast iron continuous pan supports (dishwasher safe) • Design burner - special flat design 	<ul style="list-style-type: none"> • Ceramic top sheet • Cast iron continuous pan supports (dishwasher safe) • Design burner - special flat design
Product specs	Overall: (H x W x D): 4.5 x 91.2 x 52.0cm Aperture: (H x W x D): 4.5 x 85.0-85.2 x 49.0-50.2cm	Overall: (H x W x D): 4.5 x 60.2 x 52.0cm Aperture: (H x W x D): 4.5 x 56.0-56.2 x 49.0-50.2cm
Barcode	4242003742846 (available 3 rd quarter 2017)	4242003742754 (available 3 rd quarter 2017)

*Featured models are only Natural gas or LPG bottled gas (butane and propane) may be used

Model	EC945RB91E	EC645HC90E
-------	------------	------------



Product description	iQ500 90 cm gas hob with wok burner, stainless steel	iQ500 60 cm gas hob with wok burner, stainless steel
Comfort and safety	<ul style="list-style-type: none"> • 5 Burner Gas Hob • 1 Dual Wok burner 5 kW • 1 High Speed Burner 3.0kW • 2 Standard Burners 1.7kW • 1 economy burner 1.0 kW • 1 handed Electronic ignition via front controls 	<ul style="list-style-type: none"> • 4 Burner Gas Hob • 1 Dual Wok burner 3.3 kW • 1 High Speed Burner 3.0kW • 1 Standard Burner 1.7kW • 1 economy burner 1.0 kW • 1 handed Electronic ignition via front controls
Design	<ul style="list-style-type: none"> • Cast iron pan supports • Flame failure device 	<ul style="list-style-type: none"> • Cast iron pan supports • Flame failure device
Product specs	Overall (H x W x D): 5.4 x 91.5 x 52.0cm Aperture (H x W x D): 4.5 x 85.0 x 49.0-50.0cm	Overall (H x W x D): 5.2 x 58.2 x 52.0cm Aperture (H x W x D): 4.5 x 56.0 x 48.0-49.0cm
Barcode	While stocks last 4242003428849	While stocks last 4242003420591

Model	EC9A5RB90	EC6A5HC90
-------	-----------	-----------



Product description	iQ500 90cm gas hob with wok burner, stepFlame Technology	iQ500 60cm gas hob with Wok Burner, stepFlame Technology
Comfort and safety	<ul style="list-style-type: none"> • 1 Wok burner 5.0kW • 1 Rapid burner 3.0kW • 2 Standard burner 1.75kW • 1 Economy burner 1.0kW • stepFlame Technology • Electronic ignition via front controls • Flame failure safety device 	<ul style="list-style-type: none"> • 1 Wok burner 3.3kW • 2 Standard burner 1.75kW • 1 Economy burner 1.0kW • stepFlame Technology • Electronic ignition via front controls • Flame failure safety device
Design	<ul style="list-style-type: none"> • Stainless Steel • Cast iron continuous pan supports • Design burner - special flat design 	<ul style="list-style-type: none"> • Stainless Steel • Cast iron continuous pan supports • Design burner - special flat design
Product specs	Overall: (H x W x D): 4.5 x 9.15 x 52.0cm Aperture: (H x W x D): 4.5 x 85.0-85.2 x 49.0-50.2cm	Overall: (H x W x D): 4.5 x 58.2 x 52.0cm Aperture: (H x W x D): 4.5 x 56.0-56.2 x 48.0-49.2cm
Barcode	4242003742204 (available 3 rd quarter 2017)	4242003742006 (available 3 rd quarter 2017)

*Featured models are only Natural gas or LPG bottled gas (butane and propane) may be used

Extractors

Outstanding performance,
intelligently designed.

Enjoy a fresher kitchen.



With open plan living becoming more and more popular, a quiet, efficient and powerful extractor is necessary.

Ducted or recirculated air – whatever is right for your kitchen*

With the cooker hoods of the air extraction type, the kitchen air extracted by the fan is ducted to a vent through an outside wall (telescopic wall outlet) or into an air shaft. In contrast to the exhaust-air principle, which exchanges the air in the kitchen, the recirculating system scrubs the cooking fumes by passing them through grease filters and activated charcoal filters. The clean air is then returned to the kitchen.

Rim ventilation*

The rim filter is Siemens' patented stylish filter with a large stainless steel front. The innovative and easy-to-clean rim ventilation feature absorbs over 90% of grease from cooking steam.

BLDC - technology*

A BLDC (brushless direct-current) motor runs quietly and faultlessly at particularly high power. Its brushless drive system generates very little friction, saving a considerable amount of energy while meeting the specific requirements of household appliances







cleanAir*

With cleanAir, Siemens offers an innovative recirculating module. Thanks to the large, slatted surface of the special active carbon filter, the cleanAir recirculating module can neutralise up to 95% of odours, putting it on par with a ducted system. This module is also extremely quiet.







*Pictures shown are for illustration purpose only. Product subject to stock availability.

*Selected models only



Model	LD97AA670B	LF959RB51	LF21BA552
			
			
Product description	iQ700 90 cm downdraft extractor exhaust or recirculation operation	iQ700 90 cm ceiling extractor exhaust or recirculation operation	iQ700 120 cm island extractor exhaust or recirculation operation
Comfort and safety	<ul style="list-style-type: none">• Downdraft for installation on worktops• Extension height: 40.6cm• Electronic control via touch controls• 3 Speed settings plus Intensive setting• Intensive setting with 5 or 10 minute reset facility• Automatic 15 min. run on facility• Twin Channel high performance motor• Rim Ventilation• Metal grease filter, dishwasher safe	<ul style="list-style-type: none">• Ceiling mounted extractor• Electronic controls/radio remote control• 3 Speed settings plus Intensive setting with automatic reset facility• Automatic 10 min. run on facility• Rim Ventilation• Saturation indicator for metal grease filter• Filter cover Stainless steel• Metal grease filter, dishwasher safe	<ul style="list-style-type: none">• Electronic control via touch controls from both sides• 3 Speed settings plus 2 intensive settings with automatic reset facility• Automatic 10 min. run on facility• Twin Channel high performance motor• Efficient BLDC technology• Rim Ventilation• Saturation indicator for metal filter and charcoal filter• Air quality sensor• Metal grease filter, dishwasher safe
Design	<ul style="list-style-type: none">• softLight• Light dimmer function• Lighting: 1 x 10W LED lights	<ul style="list-style-type: none">• Lighting: 4 x 2.5W halogen lights	<ul style="list-style-type: none">• softLight• Light dimmer function• Lighting: 4 x 3W LED lights
Min. clearance above cooking point		<ul style="list-style-type: none">• Gas Appliances: 65.0cm (min.)• Electrical Appliances: 55.0cm (min.)• 1.5m clearance above worktop, max.	<ul style="list-style-type: none">• Gas Appliances: 65.0cm• Electrical Appliances: 55.0cm
Special accessories	<ul style="list-style-type: none">• LZ53750 Active carbon filter	<ul style="list-style-type: none">• LZ56700 CleanAir Recirculating Kit• LZ56200 CleanAir Active Carbon Filter	<ul style="list-style-type: none">• LZ57600 CleanAir Recirculating Kit• LZ56200 CleanAir Active Carbon Filter (Chimney extensions available on request)
Product specs	For tehcnical dimension please refer to page: 60 Rating: 285W Normal Extraction: 450m³/h Intensive Extraction: 710m³/h Noise Level, max. normal use: 61dB	For tehcnical dimension please refer to page: 61 Rating: 279 W Normal extraction : 570m³/h Intensive extraction : 780 m³/h Noise Level, max. normal use: 64dB	For tehcnical dimension please refer to page: 60 Rating: 272W Normal Extraction: 570m³/h Intensive Extraction: 730m³/h Noise Level, max. normal use: 62dB
Barcode	4242003628881	While stocks last LF959RB50 4242003546130	New LF959RB51 4242003688014 (Available 3rd Quater 2017)



Model	LF98BC542	LF98BB542	LC21BD552
			
			
Product description	iQ700 90 cm island extractor exhaust or recirculation operation	iQ700 90 cm island extractor exhaust or recirculation operation	iQ500 120 cm wall mounted extractor, exhaust or recirculation operation
Comfort and safety	<ul style="list-style-type: none">• Electronic control via push buttons from both sides• 3 Speed settings plus 2 intensive settings with automatic reset facility• Automatic 10 min. run on facility• Twin channel high performance motor• Efficient BLDC technology• Saturation indicator for metal filter and charcoal filter• Metal grease filter, dishwasher safe• Stainless steel filter covers dishwasher safe	<ul style="list-style-type: none">• Electronic controls via push buttons• 3 Speed settings plus 2 Intensive setting with automatic reset facility• Automatic 10 minute run on facility• Twin channel high performance fan motor• Efficient BLDC-technology• Saturation indicator for metal and charcoal filter• Stainless steel filter covers, dishwasher safe• Metal grease filter, dishwasher safe	<ul style="list-style-type: none">• Electronic controls via push buttons• 3 Speed settings plus 2 Intensive setting with automatic reset facility• Automatic 10 minute run on facility• Air quality sensor• RimVentilation• Twin channel high performance fan motor• Efficient BLDC-technology• Saturation indicator for metal and charcoal filter• Metal grease filter, dishwasher safe
Design	<ul style="list-style-type: none">• softLight• Light dimmer function• Lighting: 4 x 3W LED lights	<ul style="list-style-type: none">• softLight• Light dimmer function• Light conception white/blue• 4 x 3W LED	<ul style="list-style-type: none">• Filter cover Stainless Steel• softLight• Light dimmer function• Light conception white/blue• 4 x 3W LED
Min. clearance above cooking point	<ul style="list-style-type: none">• Gas Appliances: 65.0cm• Electrical Appliances: 55.0cm	<ul style="list-style-type: none">• Gas Appliances: 65.0cm• Electric Appliances: 55.0cm	<ul style="list-style-type: none">• Gas Appliances: 65.0cm• Electrical Appliances: 55.0cm
Special accessories	<ul style="list-style-type: none">• LZ53850 Recirculation Kit• LZ53451 Active Carbon Filter• LZ57600 CleanAir Recirculation Kit*• LZ56200 CleanAir Active Carbon Filter**Available on request	<ul style="list-style-type: none">• LZ53850 Recirculation Kit• LZ53451 Active Carbon Filter• LZ57600 CleanAir Recirculation Kit*• LZ56200 CleanAir Active Carbon Filter**Available on request <p>(Chimney extensions available on request)</p>	<ul style="list-style-type: none">• LZ53450 Recirculation Kit• LZ53451 Active Carbon Filter• LZ57300 CleanAir Recirculation Kit*• LZ56200 CleanAir Active Carbon Filter**Available on request <p>(Chimney extensions available on request)</p>
Product specs	For tehcnical dimension please refer to page: 60 Rating: 172W Normal Extraction: 470m³/h Intensive Extraction: 870m³/h Noise Level, max. normal use: 54dB	For tehcnical dimension please refer to page: 60 Power rating: 172W Normal Extraction: 460m³/h Intensive Extraction: 870m³/h Noise Level, normal use: 54dB	For tehcnical dimension please refer to page: 60 Power rating: 272W Normal Extraction: 610m³/h Intensive Extraction: 810m³/h Noise Level, normal use: 63dB
Barcode	4242003650349	4242003650080	4242003674925

Model	LC98GA542	LC98KPP60	LC97FQP60
-------	-----------	-----------	-----------



Product description	iQ500 90 cm wall mounted extractor, exhaust or recirculation operation	iQ500 90 cm inclined design, wall mounted extractor exhaust or recirculation operation	iQ500 90 cm flat design, wall mounted extractor exhaust or recirculation operation
Comfort and safety	<ul style="list-style-type: none"> Electronic control via push buttons 3 Speed settings plus 2 intensive settings with automatic reset facility Automatic 10 min. run on facility Twin channel high performance motor Efficient BLDC technology Saturation indicator for metal filter and charcoal filter Metal grease filter, dishwasher safe 	<ul style="list-style-type: none"> Electronic control via touchControl 3 Speed settings plus 2 intensive settings PowerBoost position Automatic 10min run on facility Efficient BLDC technology Twin channel high performance motor Rim Ventilation 2 Capture areas: front side and bottom side Saturation indicator for metal filter and charcoal filter Filter cover glass Metal grease filter, dishwasher safe 	<ul style="list-style-type: none"> Electronic control via touchControl 3 Speed settings plus 2 intensive settings PowerBoost position Automatic 10min run on facility Efficient BLDC technology Twin channel high performance motor Rim Ventilation 2 Capture areas: front side and bottom side Saturation indicator for metal and charcoal filter Filter cover glass Metal grease filter, dishwasher safe
Design	<ul style="list-style-type: none"> Stainless steel grey glass plate softLight Light dimmer function Lighting: 2 x 3W LED lights 	<ul style="list-style-type: none"> Black with glass canopy In recirculation operation chimless use is possible Easy wall mounting system softLight Light dimmer function Lighting: 2 x 1.5W LED 	<ul style="list-style-type: none"> Black with glass canopy In recirculation operation chimless use is possible Easy wall mounting system softLight Light dimmer function Lighting: 2 x 1.5W LED
Min. clearance above cooking point	<ul style="list-style-type: none"> Gas Appliances: 65.0cm Electrical Appliances: 55.0cm 	<ul style="list-style-type: none"> Gas Appliances from upper edge of pan support: 60.0cm Electric Appliances: 45.0cm 	<ul style="list-style-type: none"> Gas Appliances from upper edge of pan support: 60.0cm Electric Appliances: 45.0cm
Special accessories	<ul style="list-style-type: none"> LZ53250 Recirculation Kit LZ53251 Active Carbon Filter LZ57000 CleanAir Recirculation Kit* LZ56200 CleanAir Active Carbon Filter* <p>*Available on request</p> <p>(Chimney extensions available on request)</p>	<ul style="list-style-type: none"> LZ10AKU00 Recirculation Kit LZ10AKT00 Recirculation Kit for chimless use LZ10AKT00 Active Carbon Filter LZ10AXC50 CleanAir Recirculation Kit LZ56200 CleanAir Active Carbon Filter 	<ul style="list-style-type: none"> LZ10AFU00 Recirculation Kit LZ10AFT00 Recirculation Kit for chimless use LZ10AFA00 Active Carbon Filter LZ10AXC50 CleanAir Recirculation Kit LZ56200 CleanAir Active Carbon Filter
Product specs	<p>For tehcnical dimension please refer to page: 60</p> <p>Rating: 166W Normal Extraction: 440m³/h Intensive Extraction: 680m³/h Noise Level: 61dB</p>	<p>For tehcnical dimension please refer to page: 60</p> <p>Rating: 163W Normal Extraction: 500m³/h Intensive Extraction 850m³/h Noise level, max normal use: 56dB</p>	<p>For tehcnical dimension please refer to page: 60</p> <p>Rating: 143W Normal Extraction: 420m³/h Intensive Extraction 730m³/h Noise level, max normal use: 57dB</p>
Barcode	4242003649879	4242003761335	4242003761175

(Available on confirmed order only. 16 weeks delivery)

(Available on confirmed order only. 16 weeks delivery)

Model	LC98KD672	LC91KWP60	LC67KHM60
-------	-----------	-----------	-----------



Product description	iQ700 90 cm wall mounted extractor, exhaust or recirculation operation	iQ700 90 cm inclined design, wall mounted extractor exhaust or recirculation operation	iQ300 60 cm inclined design, wall mounted extractor exhaust or recirculation operation
Comfort and safety	<ul style="list-style-type: none"> Electronic controls via touch controls 4 Speed settings plus Intensive setting with automatic reset facility Automatic 15 minute run on facility RimVentilation Twin channel high performance fan motor Efficient BLDC-technology Saturation indicator for metal and charcoal filter Metal grease filter, dishwasher safe (recirculation mode possible without chimney) 	<ul style="list-style-type: none"> Electronic control via touchControl 3 Speed settings plus 2 intensive settings PowerBoost position Automatic 10 min run on facility Efficient BLDC technology Twin channel high performance motor Rim Ventilation 2 Capture areas: front side and bottom side Saturation indicator for metal filter and charcoal filter Filter cover glass Metal grease filter, dishwasher safe 	<ul style="list-style-type: none"> Electronic control via touchControl 3 Speed settings plus intensive setting Energy efficient capacitor motor Twin channel high performance motor Rim Ventilation 2 Capture areas: front side and bottom side Saturation indicator for metal filter and charcoal filter Filter cover glass Metal grease filter, dishwasher safe
Design	<ul style="list-style-type: none"> Black with glass canopy Filter cover glass Light dimmer function Light colour: warm white 2 x 1W LED spot 	<ul style="list-style-type: none"> Black with glass canopy In recirculation operation chimless use is possible Easy wall mounting system softLight Light dimmer function Lighting: 2 x 3W LED 	<ul style="list-style-type: none"> Black with glass canopy In recirculation operation chimless use is possible Easy wall mounting system Lighting: 2 x 1.5W LED
Min. clearance above cooking point	<ul style="list-style-type: none"> Gas Appliances from upper edge of pan support: 60.0cm Electric Appliances: 45.0cm 	<ul style="list-style-type: none"> Gas Appliances from upper edge of pan support: 60.0cm Electric Appliances: 45.0cm 	<ul style="list-style-type: none"> Gas Appliances from upper edge of pan support: 60.0cm Electric Appliances: 45.0cm
Special accessories	<ul style="list-style-type: none"> LZ55850 Recirculation Kit LZ55651 Active Carbon Filter LZ57000 CleanAir Recirculation Kit* LZ56200 CleanAir Active Carbon Filter* <p>*Available on request</p> <p>(Chimney extensions available on request)</p>	<ul style="list-style-type: none"> LZ10AKU00 Recirculation Kit LZ10AKT00 Recirculation Kit forchimless use LZ10AKA00 Active Carbon Filter LZ10AXC50 CleanAir Recirculation Kit* LZ56200 CleanAir Active Carbon Filter* <p>*Available on request</p>	<ul style="list-style-type: none"> LZ10AKU00 Recirculation Kit LZ10AKT00 Recirculation Kit forchimless use LZ10AKA00 Active Carbon Filter LZ10AXC50 CleanAir Recirculation Kit* LZ56200 CleanAir Active Carbon Filter* <p>*Available on request</p>
Product specs	<p>For tehcnical dimension please refer to page: 61</p> <p>Power rating: 272W Normal Extraction: 600m³/h Intensive Extraction: 810m³/h Noise Level, normal use: 67dB</p>	<p>For tehcnical dimension please refer to page: 61</p> <p>Rating: 266W Normal Extraction: 530m³/h Intensive Extraction 950m³/h Noise level, max normal use: 56dB</p>	<p>For tehcnical dimension please refer to page: 61</p> <p>Rating: 263W Normal Extraction: 400m³/h Intensive Extraction 660m³/h Noise level, max normal use: 57dB</p>
Barcode	While stocks last 4242003681459	4242003761045 (Available 3rd Quater 2017)	4242003760918 (Available 3rd Quater 2017)

Model	LC91BE542	LC67BB532	LC64BA522
-------	-----------	-----------	-----------



Product description	iQ500 90 cm wall mounted extractor exhaust or recirculation operation	iQ300 60 cm wall mounted extractor exhaust or recirculation operation	iQ100 60 cm wall mounted extractor exhaust or recirculation operation
Comfort and safety	<ul style="list-style-type: none"> Electronic control via push buttons 3 Speed settings plus 2 intensive settings with automatic reset facility Automatic 10 min. run on facility Twin channel high performance motor Efficient BLDC technology Saturation indicator for metal filter and charcoal filter Metal grease filter, dishwasher safe 	<ul style="list-style-type: none"> Electronic control via push buttons 3 Speed settings plus 2 intensive settings with automatic reset facility Twin channel high performance motor Efficient BLDC technology Metal grease filter, dishwasher safe 	<ul style="list-style-type: none"> Rocker switches for extractor speeds and light 3 Speed settings Metal grease filter, dishwasher safe
Design	<ul style="list-style-type: none"> softLight Light dimmer function Lighting: 3 x 3W LED lights 	<ul style="list-style-type: none"> Lighting: 2 x 3W LED lights 	<ul style="list-style-type: none"> Lighting: 2 x 20W halogen lights
Min. clearance above cooking point	<ul style="list-style-type: none"> Gas Appliances: 65.0cm Electrical Appliances: 55.0cm 	<ul style="list-style-type: none"> Gas Appliances: 65.0cm Electrical Appliances: 55.0cm 	<ul style="list-style-type: none"> Gas Appliances: 65.0cm Electrical Appliances: 55.0cm
Special accessories	<ul style="list-style-type: none"> LZ57300 CleanAir Recirculating Kit LZ56200 CleanAir Active Carbon Filter (Chimney extension available on request)	<ul style="list-style-type: none"> LZ53250 Recirculation Kit LZ53251 Active Carbon Filter LZ57000 CleanAir Recirculation Kit* LZ56200 CleanAir Active Carbon Filter* *Available on request (Chimney extensions available on request)	<ul style="list-style-type: none"> LZ53250 Recirculation Kit LZ53251 Active Carbon Filter LZ57000 CleanAir Recirculation Kit* LZ56200 CleanAir Active Carbon Filter* *Available on request (Chimney extensions available on request)
Product specs	For tehcnical dimension please refer to page: 61 Rating: 320W Normal Extraction: 640m³/h Intensive Extraction: 1000m³/h Noise Level, max. normal use: 61dB	For tehcnical dimension please refer to page: 61 Rating: 136W Normal Extraction: 440m³/h Intensive Extraction: 690m³/h Noise Level, max. normal use: 58dB	For tehcnical dimension please refer to page: 61 Rating: 170W Normal Extraction: 460m³/h Noise Level, max. normal use: 62dB
Barcode	4242003652039	4242003650295	4242003649770

Model	LB75564	LB54564
-------	---------	---------



Product description	iQ300 70 cm canopy extractor exhaust or recirculation operation	iQ300 60 cm canopy extractor exhaust or recirculation operation
Comfort and safety	<ul style="list-style-type: none"> Metal filter with aluminium frame 2 powerful motors 3 settings plus 1 intensive setting 	<ul style="list-style-type: none"> Metal filter with aluminium frame 2 powerful motors 3 settings plus 1 intensive setting
Design	<ul style="list-style-type: none"> Fully integrated Worktop lighting with halogen bulbs (2 x 20 W) 	<ul style="list-style-type: none"> Fully integrated Worktop lighting with halogen bulbs (2 x 20 W)
Min. clearance above cooking point	<ul style="list-style-type: none"> Gas Appliances: 65.0cm Electrical Appliances: 55.0cm 	<ul style="list-style-type: none"> Gas Appliances: 65.0cm Electrical Appliances: 55.0cm
Special accessories	<ul style="list-style-type: none"> LZ73050 Recirculation Kit 	<ul style="list-style-type: none"> LZ73050 Recirculation Kit
Product specs	For tehcnical dimension please refer to page: 61 Rating: 240W Normal Extraction: 400 m³/h Intensive Extraction: 650 m³/h Noise level: 59 dB/400 m³/h	For tehcnical dimension please refer to page: 61 Rating: 380 W Normal Extraction: 400 m³/h Intensive Extraction: 500 m³/h Noise level: 62 dB/400 m³/h
Barcode	4242003271865	4242003271841

Accessories for extractors

Model	Accessory	Description
LD97AA670B	LZ53750	Active Carbon Filter
LF959RB50/51	LZ56700	CleanAir Recirculation Kit
LF959RB50/51 / LF21BA552 / LF98BC542 / LF98BB542 / LC21BD552 / LC98GA542 / LC98KD672 / LC98KPP60 / LC97FQP60 / LC91KWP60 / LC67KHM60 / LC91BE542 / LC67BB532 / LC64BA522	LZ56200	CleanAir Active Carbon Filter
LF21BA552 / LF98BC542 / LF98BB542	LZ57600	CleanAir Recirculation Kit
LF98BC542 / LF98BB542	LZ53850	Recirculation Kit
LF98BC542 / LF98BB542 / LC21BD552	LZ53451	Active Carbon Filter
LC21BD552 / LC91BE542	LZ57300	CleanAir Recirculation Kit
LC21BD552	LZ53450	Recirculation Kit
LC98GA542 / LC67BB532 / LC64BA522	LZ53250	Recirculation Kit
LC98GA542 / LC67BB532 / LC64BA522	LC53251	Active Carbon Filter
LC98GA542 / LC98KD672 / LC67BB532 / LC64BA522	LZ57000	CleanAir Recirculation Kit
LC98KD672	LZ55850	Recirculation Kit
LC98KD672	LZ55651	Active Carbon Filter
LC98KPP60 / LC91KWP60 / LC67KHM60	LZ10AKU00	Recirculation Kit
LC98KPP60 / LC91KWP60 / LC67KHM60	LZ10AKT00	Recirculation Kit for chimless use
LC98KPP60 / LC97FQP60 / LC91KWP60 / LC67KHM60	LZ10AKA00	Active Carbon Filter
LC98KPP60 / LC97FQP60 / LC91KWP60 / LC67KHM60	LZ10AXC50	CleanAir Recirculation Kit
LC97FQP60	LZ10AFU00	Recirculation Kit
LC97FQP60	LZ10AFT00	Recirculation Kit for chimless use
LB75564 / LB54564	LZ73050	Recirculation Kit

Accessories for cooking appliances

Part Number	Description	For model...
Oven Accessories		
HZ327000	Pizza Stone	HB633...,HB634...,HB636...,HN678...,HM656...,HS636...CM656...,CS658...
HZ634080	Wire Rack	HN678...,HM656...,CM656...
HZ664070	Wire Rack	HS636...,CS656...
HZ634070	Wire Rack	HB636...,HB634...,HB633...
HZ631070	Baking Tray, self-cleaning	HN678...,HB636...,HB634...,HB633...,HM656...,CM656...
HZ631010	Baking Tray, non-stick	CS658...,HS636...
HZ915001	1.5l Glass roasting dish	HB633...,HB634...,HB636...,HM656...,HN678..., HS636...,CM656...,CS658...
HZ638200	2 level telescopic shelf rails, full ext	HB636...,HB634...,HB633...
HZ638300	3 level telescopic shelf rails, full ext	HB636...,HB634...,HB633...
flexInduction Accessories		
HZ390011	Roaster for flexinduction	For flexinduction 3 of 4 zones
HZ390012	Steam insert for flexinduction	For flexRoaster
HZ390512	Teppanyaki for flexinduction	Large (4 of 4 zones)
HZ390522	Grill plate for flexinduction	Large (4 of 4 zones)
Gas Cooking Accessories		
HZ298105	Simmer plate for Gas	
Accessories to Match Vario		
HZ394301	Joining Strip	all Varios
Hob Accessories		
HZ390230	Frying Sensor Pan	
HZ390250	Frying Sensor Pan	
HZ390042	Induction Pot Set (3 Pots, 1 Pan)	



*Pictures shown are for illustration purpose only. Product subject to stock availability.

The perfect environment for fresh food.

Food preservation technologies that mean you can store a lettuce for longer and it will still taste as fresh as the day you bought it.



hyperFresh*
hyperFresh provides the ideal environment for your food, the hyperFresh storage system keeps your food fresh for as long as it needs to – Fresh for up to three times longer.

hyperFresh plus*
The new hyperFresh plus drawer doesn't just store fruit and vegetables, it provides them with the right conditions to keep them fresh for up to two times longer than usual. Whether it's fruits or vegetables, simply switch the control and the humidity will be adjusted for optimum storage of your food.

HyperFresh Premium*
The two hyperFresh premium 0°C drawers are especially designed for the cooling needs of fish and meat. Keep them fresher in ideal conditions near 0°C for up to two times longer. The separate compartments also avoid unpleasant smells to transfer and both boxes can be easily pulled out with one hand to make room for other foods and drinks, cooling them down quicker and providing refreshing drinks sooner.

Ideal storage for meat and fish*
Ideal for storing meat and fish, the coolBox creates an environment that is almost 3°C cooler than the rest of the fridge. The coolBox stores meat and fish at the optimum preservation temperature, whilst allowing other food in the fridge to be chilled at around 4°C. Food tastes better for longer and there is less food wastage.





No-frost technology*
Our refrigerator-freezer combinations and freezers with No-frost technology allow you to freeze and store food at all levels throughout the freezer compartment. Say goodbye to the inconvenience of rearranging your frozen foods – just freeze wherever there happens to be available space. In freezers and fridge/freezer combinations equipped with No-Frost the cool air is distributed over the whole compartment by specific ventilation. The air is not as humid as warmer air and the thawed water evaporates outside the fridge. The result is dry cool air and no ice on side panels, rear or food. You do not have to defrost your freezer anymore.

freshSense*
This technology ensures longlasting freshness in fridges and freezers. Smart electronic modules linked to up to five sensors constantly cross-check the outside and inside temperatures. They balance out temperature fluctuations and thus keep the refrigeration of the food steady

Electronic temperature control*
The temperature is controlled accurately. The temperature that is displayed on an exterior display will give the correct information about the temperature inside the appliance.

10 year warranty*
A 10 year warranty on your compressor will give you additional piece of mind when purchasing a fridge.

*Selected models only

Model	KI85NAD30G		KI86SAF30
			
			
Product description	iQ500 246 litre no frost fridge freezer combination coolEfficiency		iQ500 265 litre integrated low frost fridge freezer combination coolEfficiency
Product features	<ul style="list-style-type: none">*** Freezer• 100% CFC/HFC free• Touch control - 7 segment electronic control• freshSense - constant temperature by intelligent sensor technology• No frost freezer• Two Cooling Systems• SUPER cool function• SUPER freezing with automatic switch off• Acoustic open door warning system• Optical and Acoustic Warning System by Temperature increase, with memory function• Holiday mode• Freezing capacity: 9 kg/24 hours• Storage time in event of power failure: 13 hours• Door right hinged, reversible		<ul style="list-style-type: none">*** Freezer• 100% CFC/HFC free• Touchcontrol – 7 segment control• freshSense - constant temperature by intelligent sensor technology• Low frost freezer• Two Cooling Systems• SUPER cool function• SUPER freezing with automatic switch off• Acoustic open door warning system• Optical and Acoustic Warning System by Temperature increase, with memory function• Holiday mode• Freezing capacity: 7kg in 24 hours• Storage time in event of power failure: 32 hours• Door right hinged, reversible
Interior features of fridge section	<ul style="list-style-type: none">• LED interior light in fridge section• 4 safety glass shelves (3 height adjustable), of which 1 x varioShelf divisible and pushed under shelf, 1 extendable easyAccess shelf• hyperFresh Box with humidity control - keeps fruit and vegetables up to 2 x longer fresh		<ul style="list-style-type: none">• Extremely bright interior light• 5 safety glass shelves(4 height adjustable) of which 1 x varioShelf divisible and 1 extendable easyAccess shelf• 5 door bins, there of 1 x dairy compartment• hyperFresh Plus Box with humidity control – keeps fruit and vegetables up to 2 x fresher
Interior features of freezer section	<ul style="list-style-type: none">• Vario Zone - removable safety glass shelves for extra space!• 4 transparent freezer drawers, incl.1 bigBox		<ul style="list-style-type: none">• Vario Zone - removable safety glass shelves for extra space!• 3 transparent freezer drawers including 1 bigBox
Product specs	Rating: 90W Capacity top fridge: 154 litres net Capacity bottom freezer: 92 litres net Energy consumption: 232 kWh/yr Overall (H x W x D): 177.2 x 55.8 x 54.5 cm Aperture (H x W x D): 177.5 x 56.0 x 55.0 cm		Rating: 90W Capacity top fridge: 191 litres net Capacity bottom freezer: 74 litres net Energy consumption: 218 kWh/pa Overall (H x W x D): 177.2 x 55.8 x 54.5 cm Aperture (H x W x D): 177.5 x 56.0 x 55.0 cm
Barcode	While stocks last KI85NAF30 4242003583968	New KI85NAD30G 4242003612590	4242003583944

Model	KI42FP60	GI38NP60
-------	----------	----------



Product description	iQ700 320 litre built-in full fridge coolConcept	iQ700 237 litre built-in full freezer coolConcept
Product features	<ul style="list-style-type: none">• 100% CFC/HFC Free• Auto Defrost• Dynamic Cooling• SUPER cool fucntion• Electronic temperature control, touch control• Acoustic alarm• Soft close door• Door right hinged, reversible• Complete ventilation through plinth	<ul style="list-style-type: none">• 100% CFC/HFC Free• No Frost Freezer• Electronic temperature control, touch control• SUPER freeze function with automatic switch off function• Acoustic/Visual alarm• Soft close door• Storage time in event of power failure: 11 hours• Freezing capacity: 25kg in 24 hours• Door left hinged, reversible• Complete ventilation through plinth
Interior features of fridge section	<ul style="list-style-type: none">• 4 full extension storage trays• 1 Divider Box• Bottle Rack• 4 Door bins• Dairy compartment• Internal LED light• 7 safety glass shelves of which 3 are height adjustable, 1 EasyLift glass shelf	
VitaFresh section	<ul style="list-style-type: none">• 1 Vegetable container with humidity control with wave bottom, 25 litre.• 2 hyperFresh 0°C drawers for fish and meat	
Interior features of freezer section		<ul style="list-style-type: none">• 2 Hinged freezer compartments with transparent front• 5 Freezer drawers, incl. 1 Big Box• 6 Security glass shelves between freezer drawers• LED illumination
Product specs	Rating: 120W Capacity: 302 litres net Unit dimensions (H x W x D): 177.2 x 55.6 x 54.5cm Energy consumption: 121 kWh/yr Aperture (H x W x D): 177.5 x 56.0 x 55.0cm	Rating: 120W Capacity: 213 litres net Unit dimensions (H x W x D): 177.2 x 55.6 x 54.5cm Energy consumption: 222 kWh/yr Aperture (H x W x D): 177.5 x 56.0 x 55.0cm
Barcode	4242003462294	4242003462119

Model	KI18RV51	GI18DA50	KU15RA65
-------	----------	----------	----------



Product description	iQ100 151 litre fully integrated bar fridge, not to be built-under	iQ300 106 litre integrated freezer not to be built-under	iQ500 141 litre fully integrated bar fridge
Product features	<ul style="list-style-type: none">• 100% CFC/HFC free• Anti Bacteria – permanent barrier against fungi for fresher foods• Automatic defrost• Door right hinged, reversible• Interior with metal applications	<ul style="list-style-type: none">• *** Freezer• 100% CFC/HFC free• SUPER Freeze function with manual switch off• Acoustic and visual alarm system• Individual freezing elements for each drawer• Freezing capacity: 12kg/24 hours• Storage time in event of power failure: 25 hours• Door right hinged, reversible	<ul style="list-style-type: none">• 100% CFC/HFC free• Automatic defrost• Door right hinged, reversible• Ventilation in the plinth, no ventilation cut-out in the work surface necessary• Variable plinth adaption• Height adjustable feet• Soft close door
Interior features	<ul style="list-style-type: none">• 4 safety glass shelves of which 3 are height adjustable, 1 divisible• 1 Vegetable compartment• Variable inner door with dairy compartment• Bottle holder	<ul style="list-style-type: none">• 4 transparent freezer drawers• Ice cube tray	<ul style="list-style-type: none">• 3 safety glass shelves of which 3 are height adjustable• 1 Vegetable compartment• Variable inner door with dairy compartment• Bottle holder• Interior with metal applications• LED interior light
Product specs	Rating: 90W Capacity: 151 litres net Energy consumption: 122 kWh/yr Unit dimensions: (H x W x D): 87.4 x 54.1 x 54.2cm	Rating: 90W Capacity: 97 litres net Energy consumption: 194 kWh/yr Overall (H x W x D): 87.4 x 54.1x54.2cm Aperture (H x W x D): 88.0 x 56.0 x 55.0cm To be matched with KI18RV51	Rating: 90W Capacity: 141 litres net Energy consumption: 92 kWh/yr Overall (H x W x D): 82.0 x 59.8 x 54.8cm Aperture (H x W x D): 82.0 x 60.0 x 55.0cm
Barcode	4242003466377	4242003378533	4242003553350

Model	CI24RP01	FI24DP32 (LH, Flush Folding) FI24DP02 (RH, Flush Folding)	
-------	----------	--	--



Product description	iQ700 Built-in fridge		iQ700 Built-in freezer integrated	
Product features	<ul style="list-style-type: none">• Metal Innerliner• 7 segment electronic control• Language setting at the display• Eco-mode• Holiday mode• Acoustic warning system• Complete ventilation through plinth• Variable plinth adaption to go from 10.2 to 18.1cm• Door aperture angle 115°C• Door right hinged, reversible		<ul style="list-style-type: none">• No Frost• Metal Innerliner• 7 segment electronic control• Language setting at the display• Eco-mode• Holiday mode• Acoustic warning system• Freezing capacity: 14kg in 24hours• Storage time in event of power failure: 14hours• Complete ventilation through plinth• Variable plinth adaption to go from 10.2 to 18.1cm• Door aperture angle 115°C	
Interior features	<ul style="list-style-type: none">• Multi Airflow• Air Fresh filter• SUPER cool function• Automatic defrost in fridge section• 4 safety glass shelves, 3 height adjustable, one top motorized shelf• 1 Transparent drawer on base unit on telescopic rails• 1 Humidity controlled vegetable container on base unit on telescopic rails• 51 litres 1 fresh ProtectBox on full extension telescopic rail systems• 1 extra deep door shelf, 2 deep door shelf• Dairy compartment sealed• 2 halogen ceiling spots and tower lighting on the side walls		<ul style="list-style-type: none">• SUPER freezing, with automatic switch off• Illuminated water and ice/crushed ice dispenser• Fixed water connection with hose 3m, 3/4"• 4 Metal shelves, 2 height adjustable• 2 Metal containers on telescopic rails• 2 Door bins• 2 Halogen top lights	
Installation accessories required	See page 61		See page 61	
Product specs	Fridge Capacity: 365 litres net Energy consumption: 168 kWh/yr Overall (H x W x D): 212.5 x 60.3 x 60.8cm Aperture (H x W x D): 213.4 x 61.0 x 61.0cm		Freezer Capacity: 298 litres net Energy consumption: 383 kWh/yr Overall (H x W x D): 212.5 x 60.3 x 60.8cm Aperture (H x W x D): 213.4 x 61.0 x 61.0cm	
Barcode	4242003566220		FI24DP02 (RH) 4242003566770	FI24DP32 (LH) 4242003384978

(Available on confirmed order only.
16 weeks delivery)

(Available on confirmed order only.
16 weeks delivery)

Model	CI24WP02	CI36BP01
-------	----------	----------



Product description	iQ700 Built-in wine storage cabinet, coolconcept	iQ700 Built-in fridge freezer combination Integrated flat hinge
Product features	<ul style="list-style-type: none">• Glass door• Metal Innerliner• 7 segment electronic control (Digital readout)• Two separate temperature zones, both continuously variable from 5 °C to 18 °C• Holiday mode• Sabbath mode• Acoustic open door warning system• Dynamic cooling via integrated fan• Automatic defrost in fridge section	<ul style="list-style-type: none">• Metal Innerliner• 7 segment electronic control• Language setting at the display• Eco-mode• Holiday mode• Acoustic warning system• Freezing capacity: 23kg in 24 hours• Storage time in event of power failure: 22 hours• Complete ventilation through plinth• Variable plinth adaption to go from 10.2 to 18.1cm• Door aperture angle 115°
Interior features	<ul style="list-style-type: none">• airFreshfilter• 14 bottle shelves for 98 x 750ml bottles• Two halogen top lights• Dynamic cooling via integrated fan	<ul style="list-style-type: none">• Refrigerator Section:• Multi Airflow• Air Fresh filter• SUPER cool function• Automatic defrost in fridge section• 3 height adjustable safety glass shelves, 2 on the bottom divided• 2 Humidity controlled vegetable container on base unit on telescopic rails• 2 Extra deep door shelves• 2 halogen ceiling spots and tower lighting on the side walls• Freezer Section: noFrost• SUPER freezing with automatic switch off• Pantry compartment with additional drawer on base with telescopic rails• Ice cube storage container ca. 1.5kg• Fixed water connection with hose 3m, 3/4"
Installation accessories required	See page 61	See page 61
Product specs	Energy Efficiency Class: B Net capacity: 394 litres Niche Dimension (H x W x D): 213.4 cm x 61.0 cm x 61.0 cm Dimensions (H x W x D): 212.5 cm x 60.3 cm x 60.8 cm	Total Capacity: 530 litres net Fridge Capacity: 392 litres net Freezer Capacity: 138 litres net Energy consumption: 420 kWh/pa Overall (H x W x D): 212.5 x 90.8 x 60.8cm Aperture (H x W x D): 213.4 x 91.4 x 61cm
Barcode	4242003641101	4242003566756

(Available on confirmed order only.
16 weeks delivery)

(Available on confirmed order only.
16 weeks delivery)

Installation accessories (required)

Part Number	Description
CI24RP01	
CI24Z000	StSteel toe kick 24" RH
CI24Z100	StSteel toe kick 24" LH
CI60Z000	Installation Kit SxS
CI60Z100	Heating Element
CI10Z090	Long Handle StSteel
FI24Z090	StSteel Doorpanel 24" w/o handle
CI24WP01	
CI24Z000	StSteel toe kick 24" RH
CI24Z100	StSteel toe kick 24" LH
CI60Z000	Installation Kit SxS
CI60Z100	Heating Element
CI10Z090	Long Handle StSteel
CI24Z590	StSteel Doorpanel 24" w/o handle
FI24DP02	
FI24Z200	StSteel toe kick 24" RH
FI50Z000	Water Filter
CI60Z000	Installation Kit SxS
CI60Z100	Heating Element
CI10Z090	Long Handle StSteel
FI24Z290	StSteel Doorpanel 24" w/o handle
FI24DP32	
FI24Z300	StSteel toe kick 24" RH
FI50Z000	Water Filter
CI60Z000	Installation Kit SxS
CI60Z100	Heating Element
CI10Z090	Long Handle StSteel
FI24Z290	StSteel Doorpanel 24" w/o handle
CI36BP01	
CI36Z400	StSteel toe kick 36" for trio
CI36Z490	StSteel Doorpanels 36" w/o handles for trio
CI60Z100	Heating Kit SxS
CI10Z490	StSt Door Handles for trio
FI50Z000	Water filter

The installation is to be carried out by a BSH accredited installer.
Failure to do so may affect the guarantee.




Dishwashing

Extra innovations for extra shine.

*Pictures shown are for illustration purpose only. Product subject to stock availability.

Saving energy naturally.



Energy efficiency meets cutting edge design.

Using advanced drying technologies, Siemens dishwashers keep energy consumption to a minimum. Zeolith®, a form of naturally occurring mineral, has the astonishing ability to absorb moisture and convert it to heat.

What does this mean for you? The heat produced naturally by the Zeolith® is used for the drying cycle. No additional energy is therefore required to heat up the contents of your dishwasher for the drying process (as with a standard drying system). This results in perfect drying, with less energy usage.

Zeolite®-Drying

Shine & Dry


Energy

More efficiency, more performance


Add an extra shine
Shine & Dry is a unique energy efficient function that produces table ready, gleaming glassware by harnessing the power of Zeolith®. This special drying cycle not only brings out a streak free shine in most delicate glassware and tableware but also means extra dry and stain free plastics, pots and pans.

The Zeolith® mineral is stored in the depths of the dishwasher; this regenerates itself and keeps working for the entire lifetime of the machine. Combine this with the economy 50 programme to get brilliant results with minimal energy.

Add an extra shine - Zeolith® absorbs moisture and converts it to heat energy.



Add an extra shine - As the mineral is heated during the cleaning cycle, it is recharged and ready to absorb moisture once more.

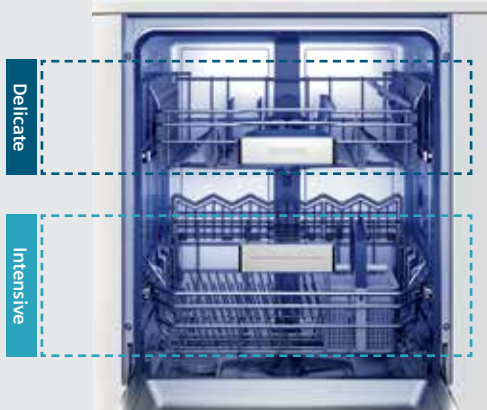


Clean dishes before the evening is over.



Intensive zone*

New Intensive Zone option is the solution for mixed loads. Heavily soiled and delicate dishes are perfectly cleaned in the same cycle. The entire lower basket is converted into a heavy duty cleaning zone by increasing water pressure and the cleaning temperature in the lower basket, whilst water pressure stays according to the selected program in the upper basket.



Ever needed your dishes cleaned quickly, forgotten to put the dishwasher on in the morning, or simply need clean plates before your guests arrive?



VarioSpeed Plus*

That's why we've introduced varioSpeed Plus, the perfect time saver. Giving you the flexibility to spend time on more important things, varioSpeed Plus reduces the time it takes to wash and dry a full load down to a third. Ideal when you need your cutlery and plates in a hurry, just press the varioSpeed Plus button in conjunction with your desired programme* and it will run the dishwasher significantly faster without compromising on wash quality. Used together with the Eco 50 programme, varioSpeed Plus will wash and dry a full load in just over an hour. Giving you time saving solutions when you need them the most and sparkling clean dishes fast.

*Not possible for all programmes



Dosage Assist*

Reliable cleaning everytime. Special tray for dissolving of detergent tabs. Convenient loading of detergent, controlled and fast dissolving everytime. Clean handling.



Vario Drawer*

More loading capacity with Vario Drawer 12+2=14, extra room for small dishes and bigger cutlery items. Easy loading of wine glasses in the upper basket.



varioHinge*

The varioHinge is the optimal solution for the smallest possible gaps between the front panels of kitchen units, low base dimensions and high countertop levels. With appliances featuring the varioHinge the fully integrated front panel moves up slightly when the machine is opened. This does away with large gaps when dishwashers are installed at a high level. You can also forget about collisions with the base and floor pan.









MachineCare*

The Machine Care programme is used to remove grease and limescale from the dishwasher interior with the assistance of a standard machine-care-detergent. The programme run time is 90 min with medium to high water temperatures.

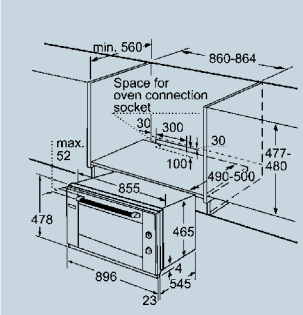
*Selected models only

*Selected models only

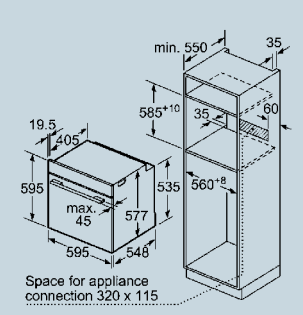
Model	SN678X02TE	SN758X01TH	SN65M045EU
			
			
Product description	iQ700 60 cm speedMatic fully integrated dishwasher 6 temperatures	iQ700 60 cm speedMatic fully integrated dishwasher, varioHinge 5 temperatures	iQ500 60 cm speedMatic fully integrated dishwasher 5 temperatures
Programmes	<ul style="list-style-type: none">• Auto 35-45 °C, Auto 45-65 °C, Auto 65-75 °C, Eco 50 °C, Night Program 50 °C, Glass 40 °C, Quick Wash 45 °C, Pre Rinse• Special functions: Shine & Dry, IntensiveZone, varioSpeed Plus, HalfLoad, HygienePlus	<ul style="list-style-type: none">• Intensive 70 °C, Auto 45-65 °C, Eco 50 °C, Silence 50 °C, Glass 40 °C, 1hr 65 °C, Quick 45 °C, Pre Rinse• Special functions: Intensive Zone, varioSpeedPlus, HygienePlus, ExtraDry, Machine Care Programme	<ul style="list-style-type: none">• Intensive 70 °C, Auto 45-65 °C, Economy 50 °C, Glass 40 °C, Quick Wash 45 °C• Special function: varioSpeed Plus
Comfort and safety	<ul style="list-style-type: none">• Number of standard place settings: 14• speedMatic hydraulic system• Zeolite-Drying• dosageAssist• iQdrive• Aqua-Sensor, Load-Sensor• Detergent Automation• Heat Exchanger – for hygienic drying, prevents thermal shock• Glass care protection system• Alternating spray technique• Self-cleaning filter system with 3-fold corrugated filter• High-definition colour TFT display showing graphic symbols and plain text• metalTouch operation• emotionLight• Acoustic end of cycle indicator• timeLight• Real-time clock• Electronic delay timer: 1-24 hours• LED salt and rinse aid refill indicator• varioFlex Pro basket system with blue coloured touchpoints• varioDrawer Pro• rackMatic height-adjustable top basket (3 stage)• Childproof door lock• Dishwasher cavity: Stainless Steel• aquaStop with guarantee against flooding	<ul style="list-style-type: none">• Number of standard place settings: 14• speedMatic hydraulic system• dosageAssist• iQdrive• AquaSensor, Load-Sensor• Detergent Automation• Heat Exchanger – for hygienic drying, prevents thermal shock• Glass care protection system• ecoDrying• Electronic delay timer: 1-24 hours, and time remaining display• LED salt and rinse aid refill indicator• metalTouch operation(black)• High-definition colour TFT display showing graphic symbols and plain text• Acoustic end of cycle indicator• infoLight• Self-cleaning filter system with 3-fold corrugated filter• varioDrawer Pro• varioFlex Pro basket system• Rackmatic height-adjustable top basket (3 stage)• Glass rack in bottom basket• Dishwasher cavity: Stainless Steel• aquaStop with guarantee against flooding	<ul style="list-style-type: none">• Number of standard place settings: 13• BLDC motor• speedMatic hydraulic system• dosageAssist• iQdrive• Aqua-Sensor, Load-Sensor• Detergent Automation• Heat Exchanger - for hygienic drying, prevents thermal shock• Glass care protection system• Alternating spray technique• Self-cleaning filter system with 3-fold corrugated filter• Electronic delay timer (1-24hrs) and time remaining time display• Acoustic end of cycle indicator• infoLight• LED salt and rinse aid refill indicator• varioFlex basket system• Height adjustable top basket with 3 stage rackMatic• Childproof door lock• Dishwasher cavity: Stainless Steel• aqua Stop with guarantee against flooding
Product specs	Overall (H x W x D): 81.5 x 59.8 x 55.0cm Aperture (H x W x D): 81.5 – 87.5 x 60.0 x 55.0cm Consumption rate: Eco 50C/9.5l/0.83kWh/195min Rating: 2400W Noise level: 42dB	Dimensions (H x W x D): 81.5 x 59.8 x 55.0 cm Aperture (H x W x D): 81.5 – 81.7 x 60.0 x 55.0 cm Consumption rate: Eco50C/9.5l/0.93kWh/195min Rating: 2400 W Noise level: 41dB	Dimensions: (H x W x D): 81.5 x 59.8 x 55.0cm Aperture: (H x W x D): 81.5 – 87.5 x 60.0 x 55.0cm Consumption rate: Eco 50°C/10l/0.93kWh/175min Rating: 2400W Noise level: 46dB
Barcode	4242003685708	4242003793206	4242003690673

Installation diagrams

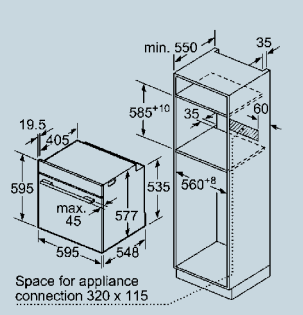
OVENS



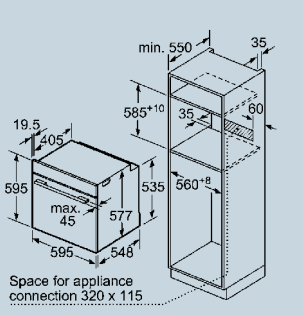
min. 560 860-864 30 300 30 477-480 478 855 465 896 23 545 1001 490-500



min. 550 35 585*10 35 60 19.5 405 595 max. 45 577 595 548 535 560*8



min. 550 35 585*10 35 60 19.5 405 595 max. 45 577 595 548 535 560*8



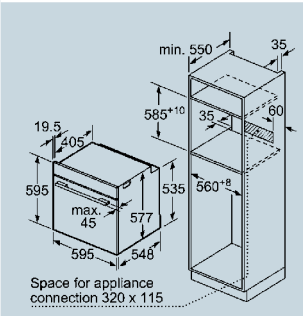
min. 550 35 585*10 35 60 19.5 405 595 max. 45 577 595 548 535 560*8

HV541ANS0

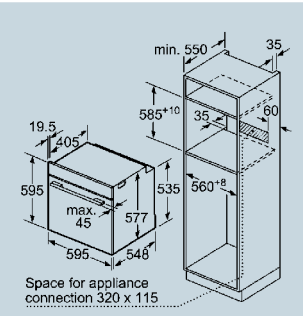
HN678G4S1

HM656GBS1

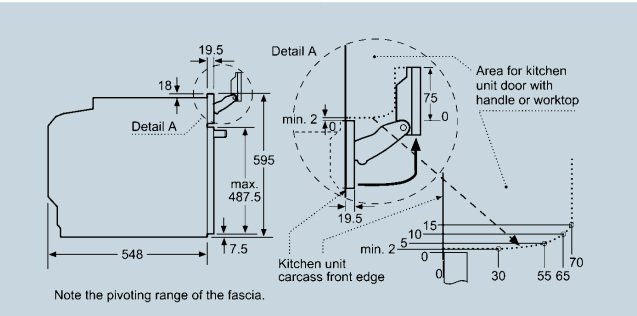
HB673G0S1A



min. 550 35 585*10 35 60 19.5 405 595 max. 45 577 595 548 535 560*8



min. 550 35 585*10 35 60 19.5 405 595 max. 45 577 595 548 535 560*8



Detail A 19.5 18 595 max. 487.5 548 7.5 19.5 min. 2 15 70 55 65 0 30

Note the pivoting range of the fascia.

Area for kitchen unit door with handle or worktop

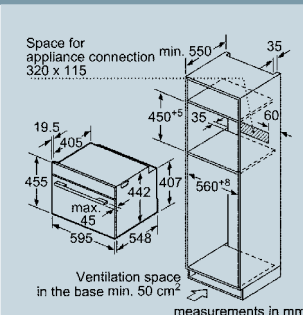
Kitchen unit carcass front edge

HS636GDS1

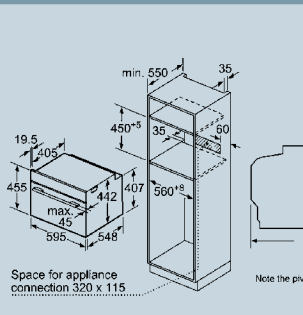
HB633GBS1/HB634GBS1/HB636GBS1

HN678G4S1/ HS636GDS1

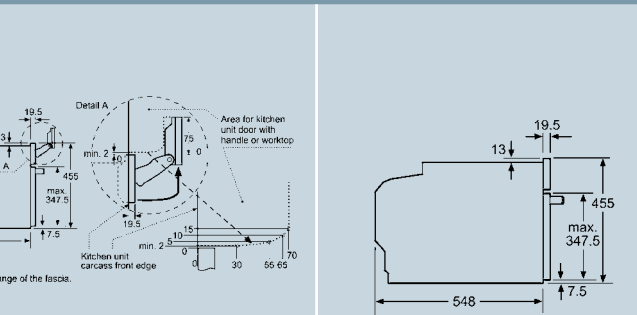
COMPACT APPLIANCES



min. 550 35 450*5 35 60 19.5 405 455 max. 45 442 407 595 548 560*8



min. 550 35 450*5 35 60 19.5 405 455 max. 45 442 407 595 548 560*8



Detail A 19.5 13 455 max. 347.5 548 7.5 19.5 min. 2 15 70 55 65 0 30

Note the pivoting range of the fascia.

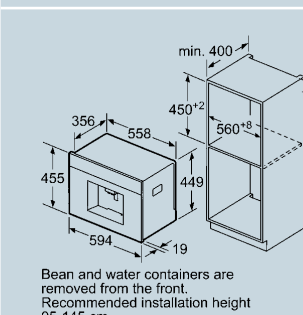
Area for kitchen unit door with handle or worktop

Kitchen unit carcass front edge

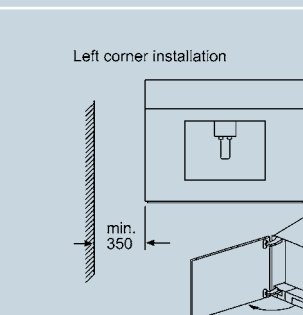
CM656GBS1

CS658GRS1

CM656GBS1 / CS658GRS1



min. 400 35 450*2 35 60 356 558 455 594 19 560*8 449

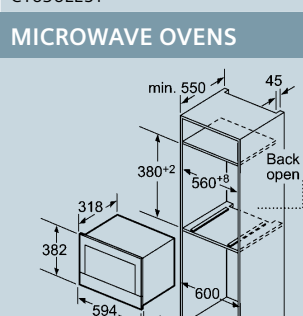


min. 350 110°

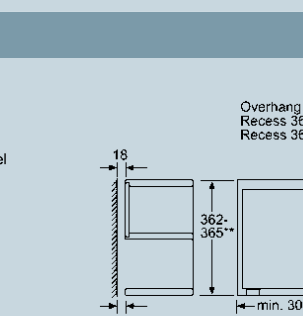
Bean and water containers are removed from the front.
Recommended installation height 95-145 cm.

CT636LES1

MICROWAVE OVENS



min. 550 45 380*2 560*8 318 382 594 19.5 600



18 362-365 382 14 18 min. 300

Overhang at top:
Recess 362 = 6 mm
Recess 365* = 3** mm

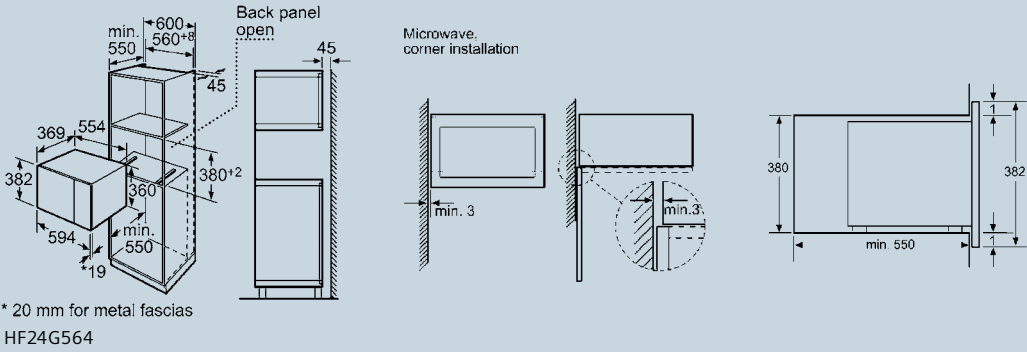
Overhang at bottom = 14 mm

BE634RGS1 / BE634LGS1

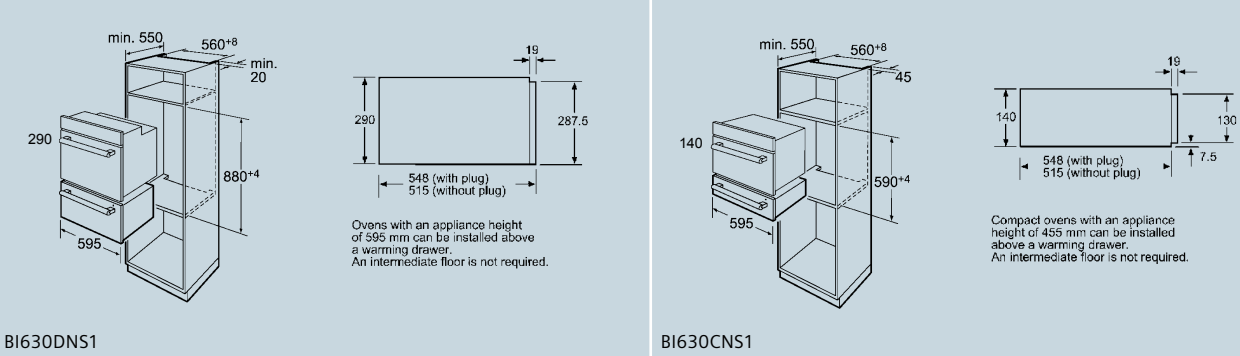
Installation diagrams

56

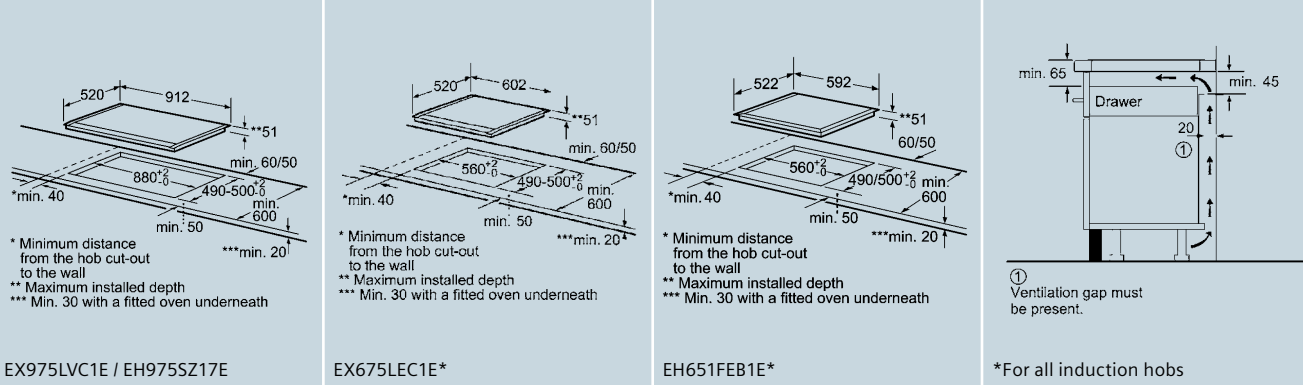
MICROWAVE OVENS



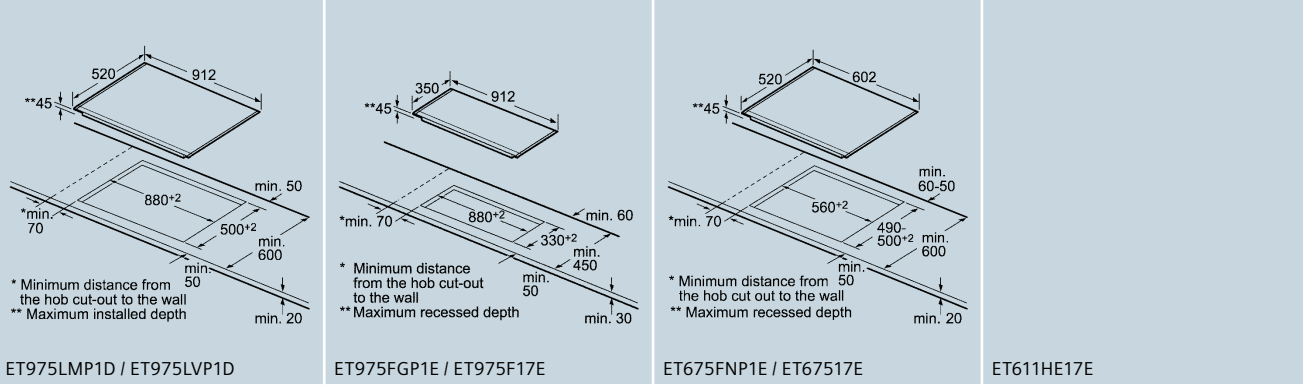
WARMER DRAWERS



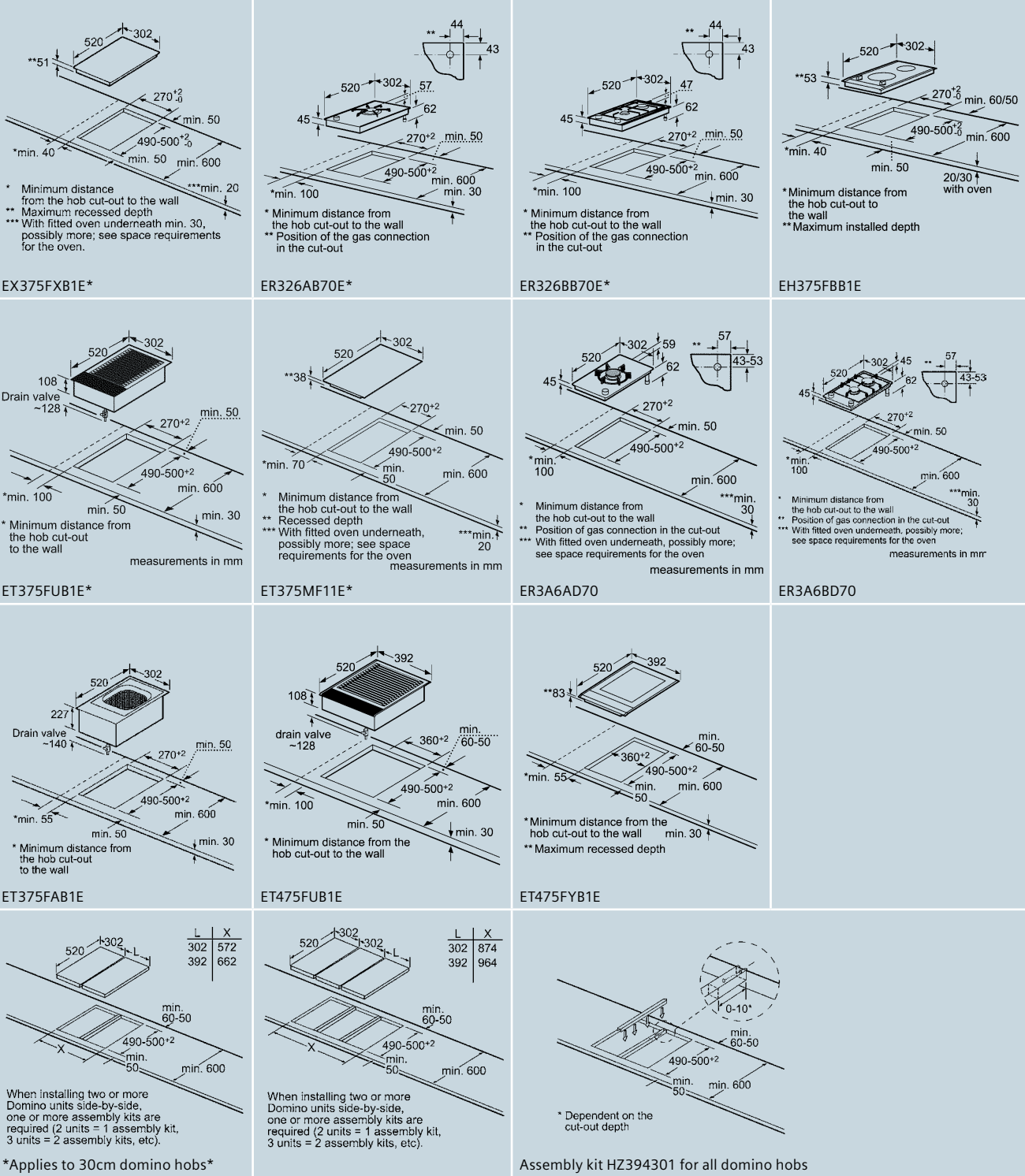
INDUCTION HOBS



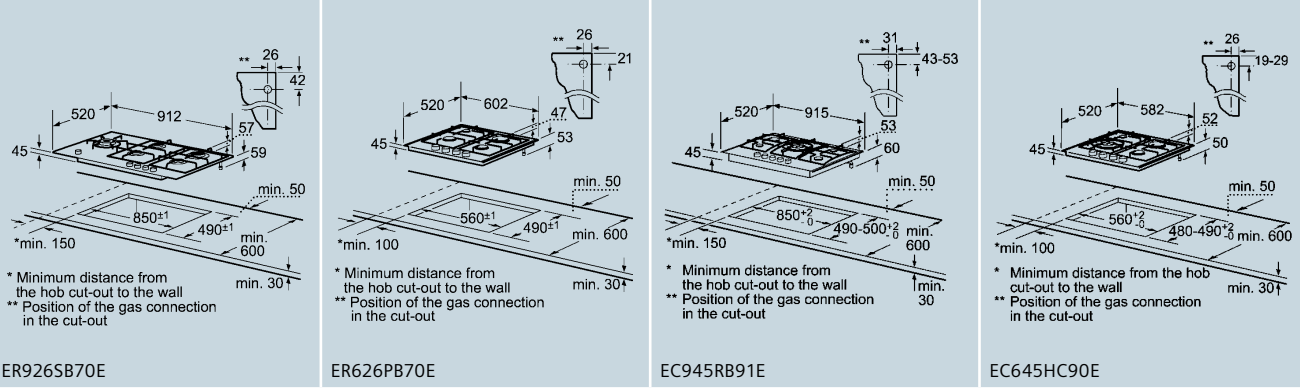
HOBS



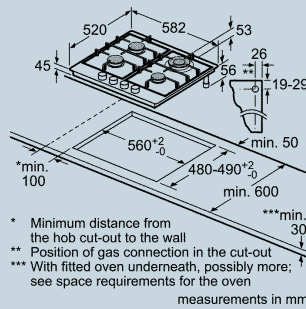
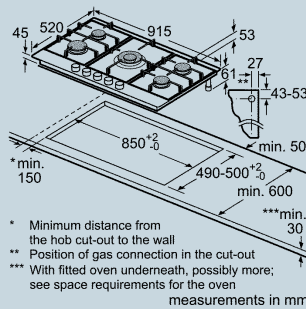
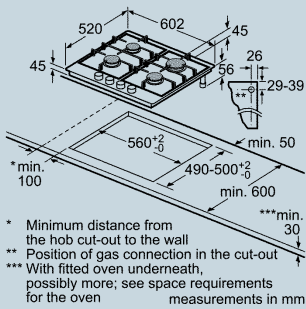
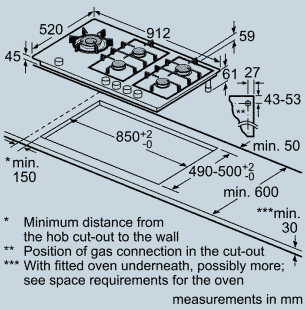
DOMINO HOBS



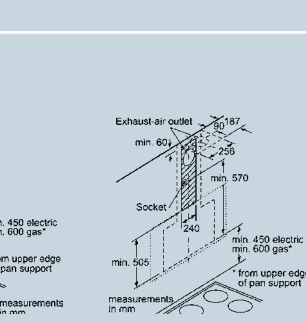
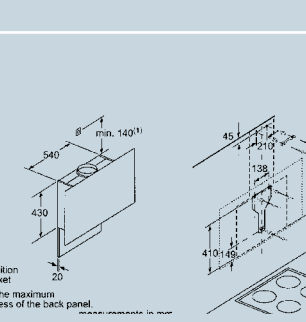
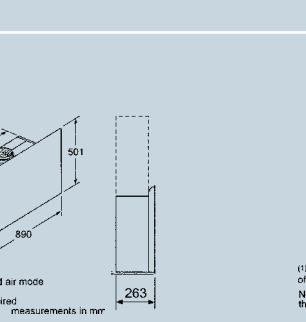
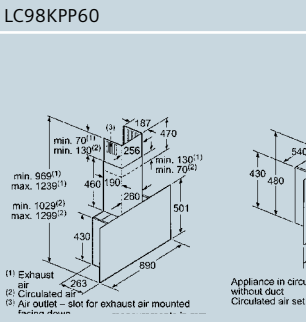
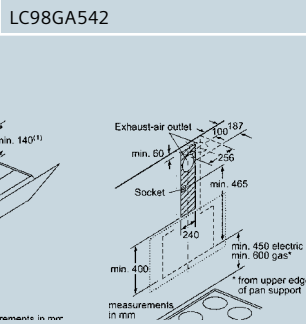
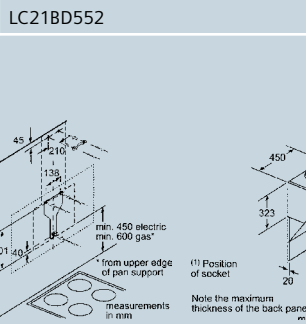
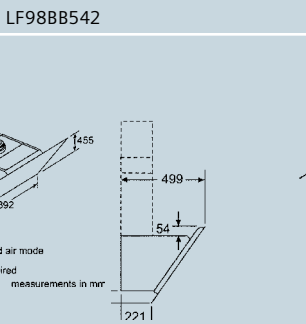
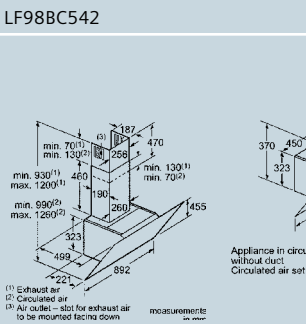
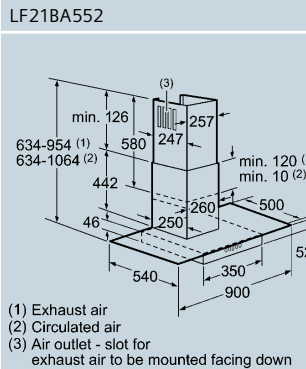
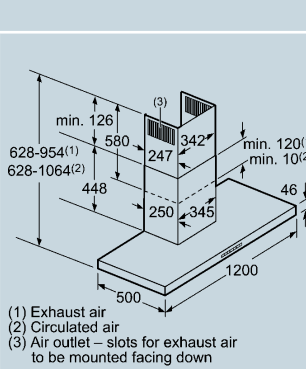
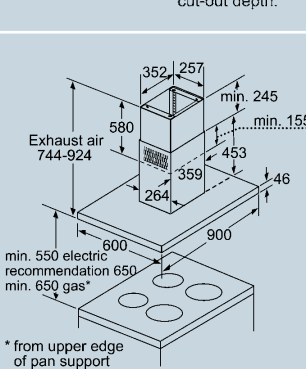
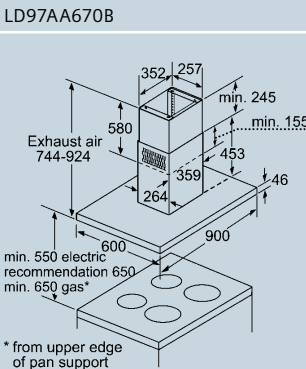
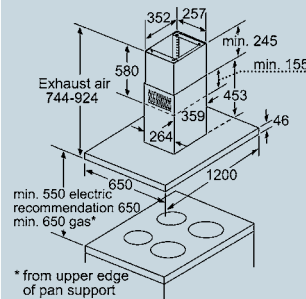
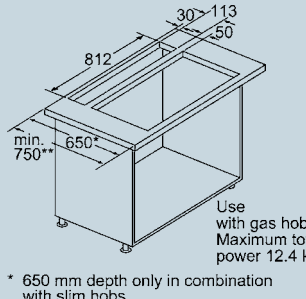
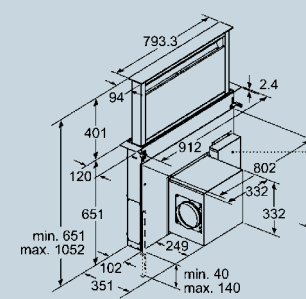
GAS HOBS



GAS HOBS / STEPFLAME

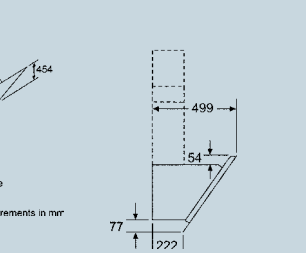
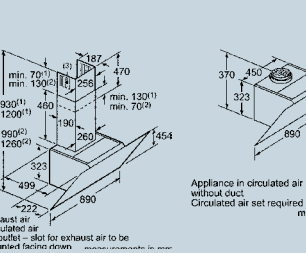
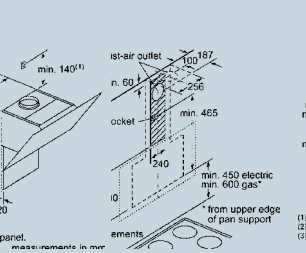
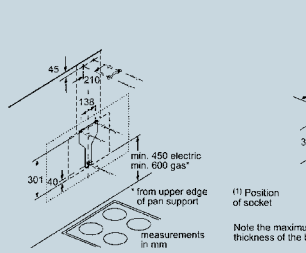


EXTRACTORS

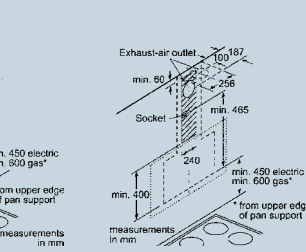
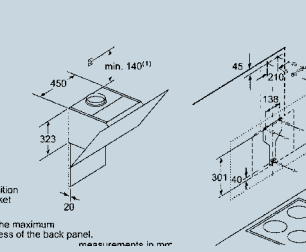
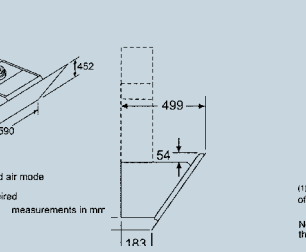
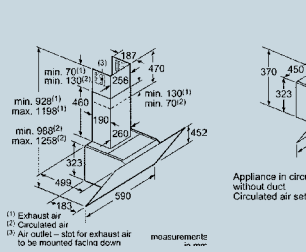


LC97FQP60

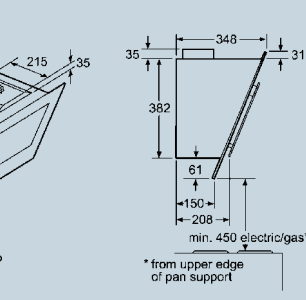
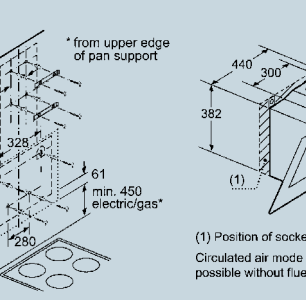
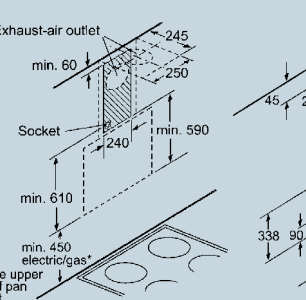
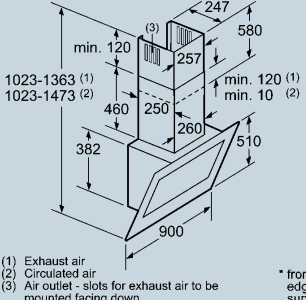
EXTRACTORS



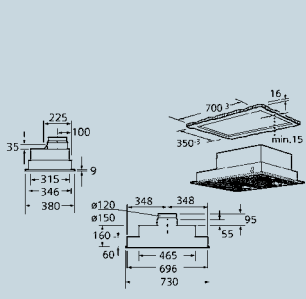
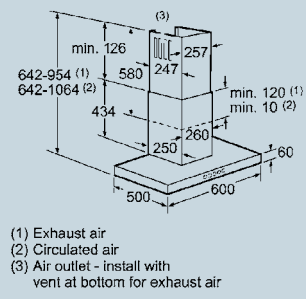
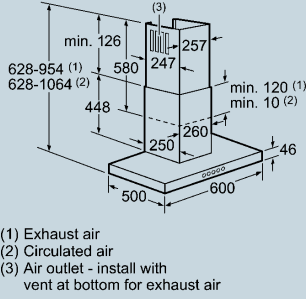
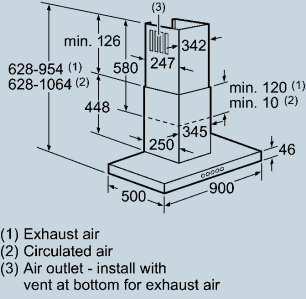
LC91KWP60



LC67KHM60



LC98KD672

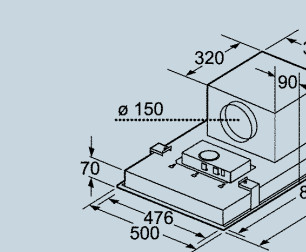
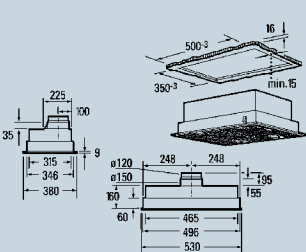


LC91BE542

LC67BB532

LC64BA522

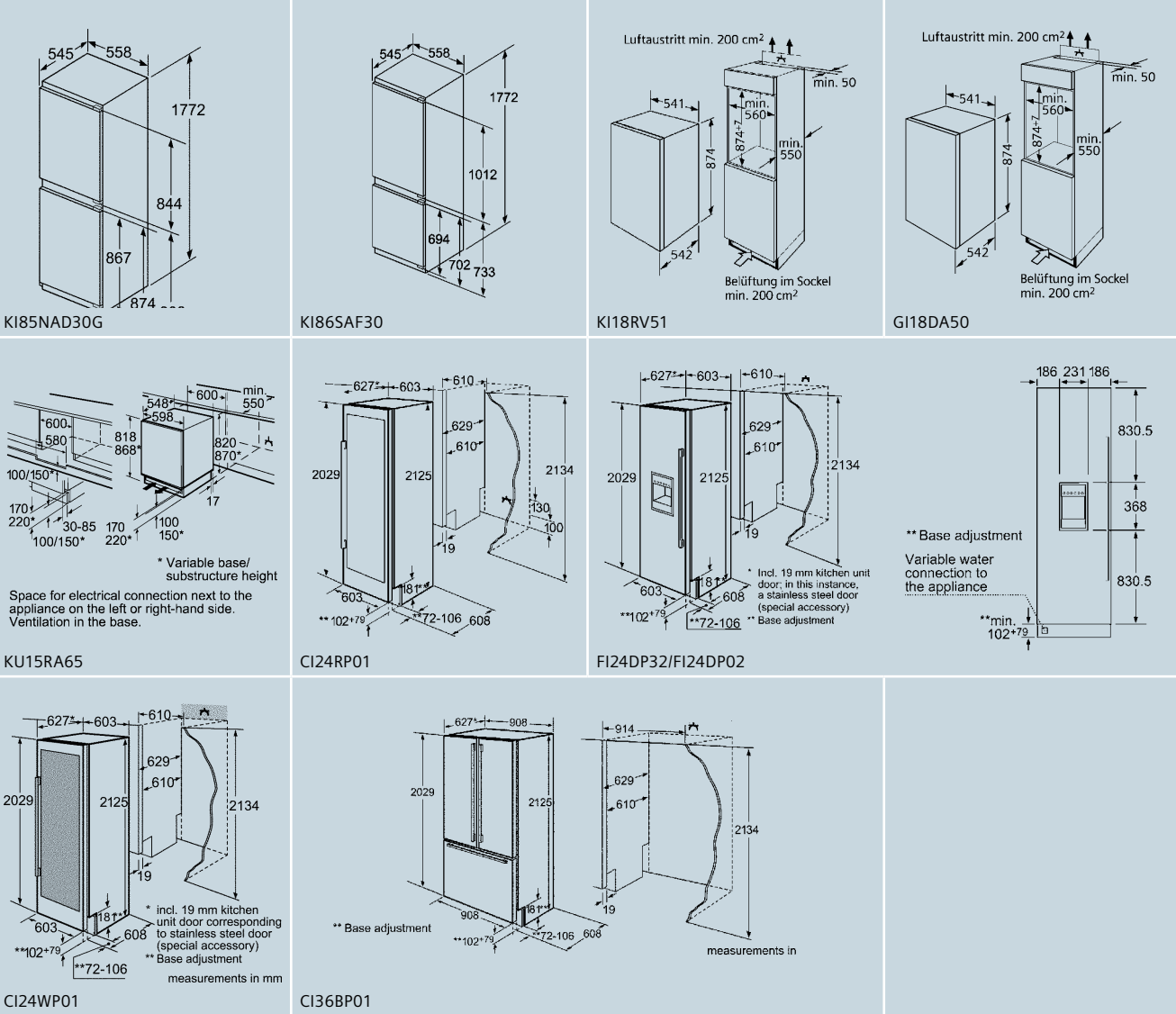
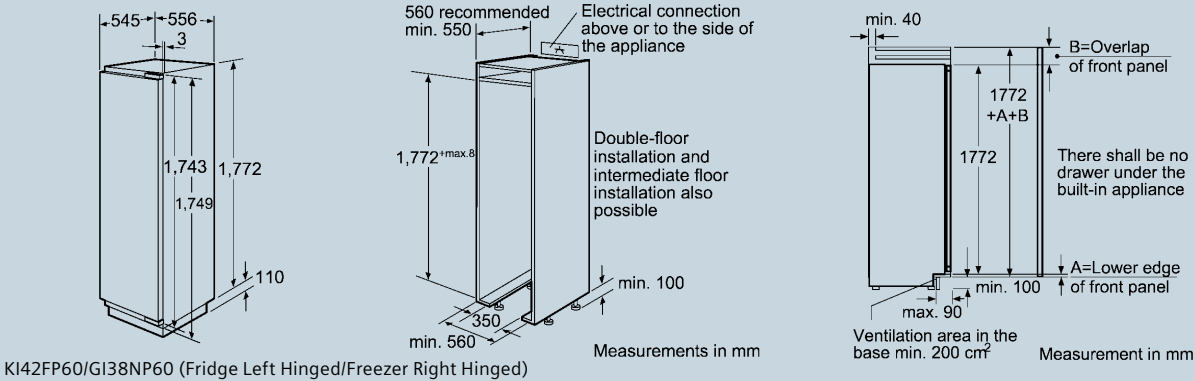
LB75564



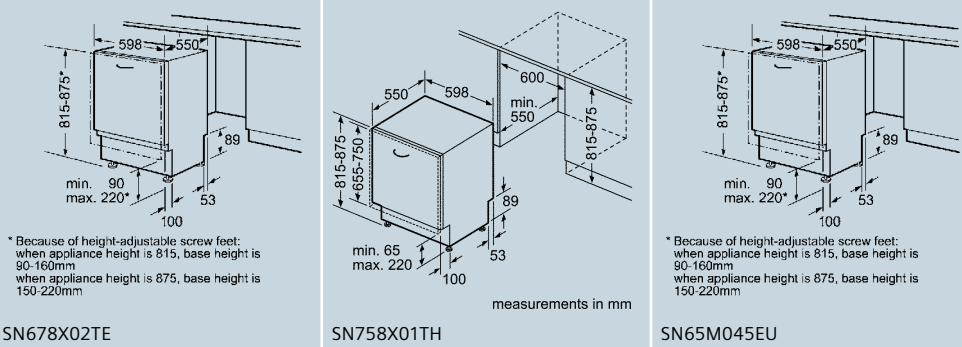
LB54564

LF959RB51

COOLING



DISHWASHERS



Customer Service



Built-in Appliances
Total guarantee period: 5 years from date of purchase.
Terms and conditions apply.



BSH Service Centre
Tel: 0860 026 724
Fax: 0861 171 780
E-mail: bsh@iopen.co.za



Spare Parts
Tel: 011 265 7853
Fax: 011 265 7850

Guarantee Conditions*

Guarantee is not valid if appliances are used in an industrial application. Appliance must be installed by a licensed tradesman according to BSH and national or local regulations.

Total guarantee period for built-in appliances: 5 years from date of purchase.

Total guarantee period for CT636LE51 coffee machine: 3 years from date of purchase.

Transport damages will only be accepted 7 days after delivery to end user or contractor working on behalf of end user (kitchen company, building contractor).

First year full guarantee on parts and labour – excluding very fragile parts i.e. glass, plastic, light bulbs.

Second and third year on functional parts only: electronics, timers, switches, locks, clocks, thermostats, fans plus labour to repair or replace.

Fourth and fifth year on functional parts only: electronics, timers, switches, locks, clocks, thermostats, fans plus labour to repair or replace.

After guarantee expires, customer must pay a charge of R430 excl. VAT (annual increase applies) towards labour costs.

Condition governing appliance service

1. A guarantee claim ceases once repair or work is undertaken by a person not entitled by BSH to do so or if the appliance is provided with spare parts, attachments or accessories that are not original, therefore causing damage.
2. The guarantee is given in such a manner that defective parts are repaired free of charge or – and this is BSH choice – replaced by perfect parts.
3. A claim under guarantee does not cause an extension of the guarantee period nor does it start a new guarantee period.
4. If BSH refuses repair or repair fails and the end user so requires, a replacement of equal value is supplied free of charge within the above guarantee period.
5. These conditions of guarantee are applicable to appliances purchased in South Africa. If appliances are taken abroad and meet the technical requirements (e.g. voltage, frequency, type of gas etc) of such country while also being suitable for the respective climate and environmental conditions, these terms of guarantee are applicable only if BSH have an approved customer service network in such country.

* Valid from February 2008

Siemens Home Appliances

Midrand:

Private Bag X36
Randjespark
Halfway House 1685
Rep. of South Africa

Tel: 011 265 7800

Fax: 011 265 7817

BSH Brand experience centre Johannesburg

30 Archimedes street
Kramerville
2148

Cape Town:

17 New Church Street
Bree Street Studios
Cape Town
8000

Tel: 021 550 9900

siemens-home.bsh-group.com/za/

BSH Group is a Trademark Licensee of Siemens AG.

Please note that certain features apply to particular products.
Siemens built-in appliances are guaranteed for 5 years and
CT636LES1 coffee machine for 3 years from date of purchase against
faulty workmanship and/or material. Prices include VAT and are subject
to change without prior notice. Prices quoted are the recommended
retail price. This price list supercedes are other price lists.
No responsibility is accepted for printing errors. E&OE.