




eufy T8134121 Security SoloCam S220 Outdoor 2K HD Security Camera User Guide

[Home](#) » [Eufy](#) » eufy T8134121 Security SoloCam S220 Outdoor 2K HD Security Camera User Guide 

eufy

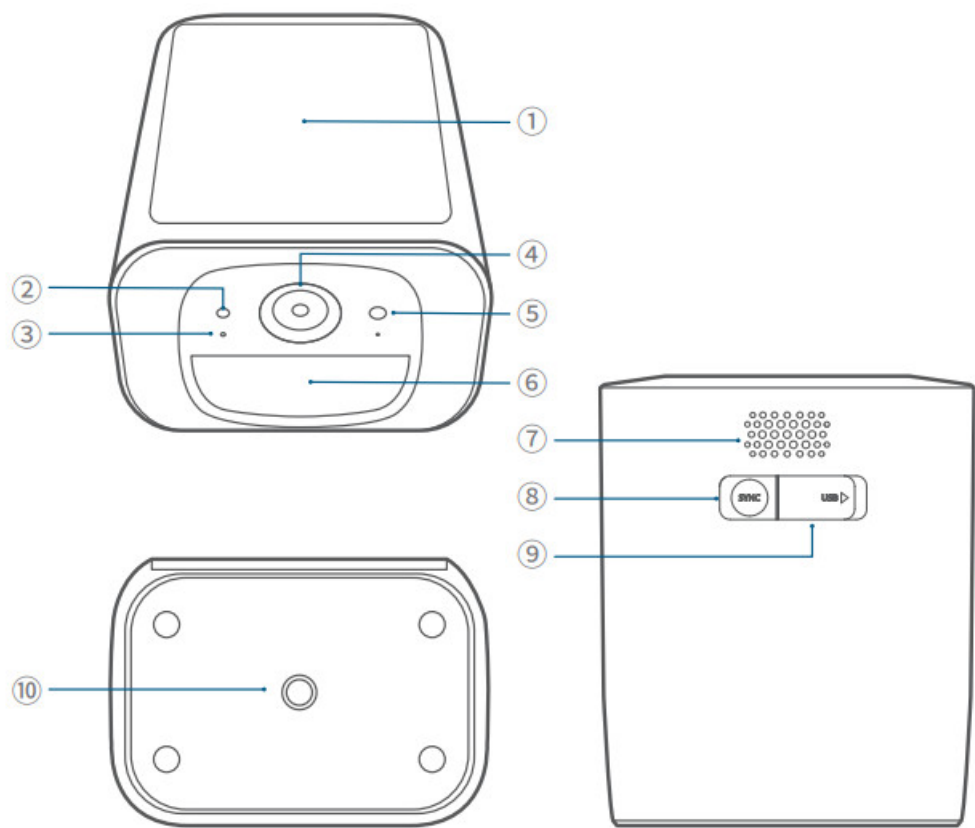
SECURITY
QUICK START GUIDE
S220 SoloCam



Contents

- 1 PRODUCT OVERVIEW
- 2 CHARGING SOLOCAM
- 3 SETTING UP SOLOCAM
- 4 MOUNTING SOLOCAM
- 5 SAFETY
- 6 NOTICE
- 7 CUSTOMER SERVICE
- 8 Documents / Resources
- 8.1 References

PRODUCT OVERVIEW

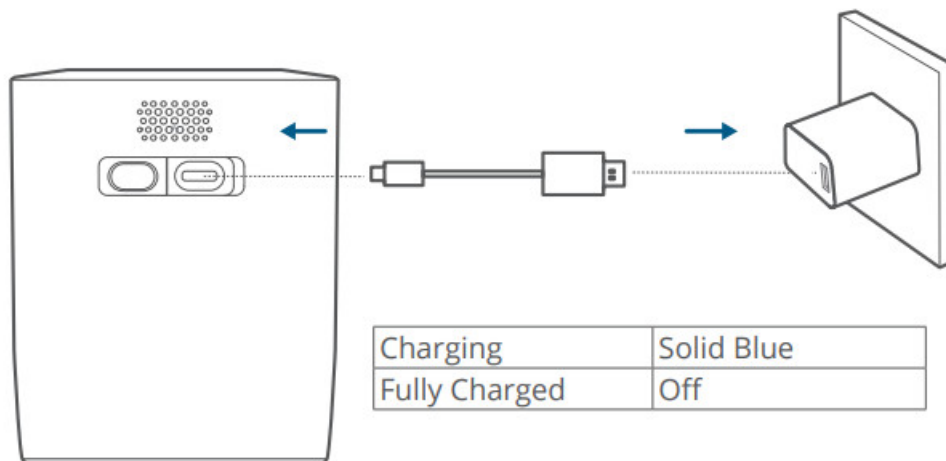


T8134 S220 SoloCam

1. Solar Panel	6. Motion Sensor
2. Photosensitive Sensor	7. Speaker
3. Microphone	8. SYNC Button
4. Camera Lens	9. USB-C Charging Port
5. LED Indicator	10. Mounting Hole

CHARGING SOLOCAM

LED Indicator



SETTING UP SOLOCAM

Download the App and Set Up the Device

1. Download and install the eufy Security app, and sign up for an account.



2. Follow the on-screen instructions to add your SoloCam.

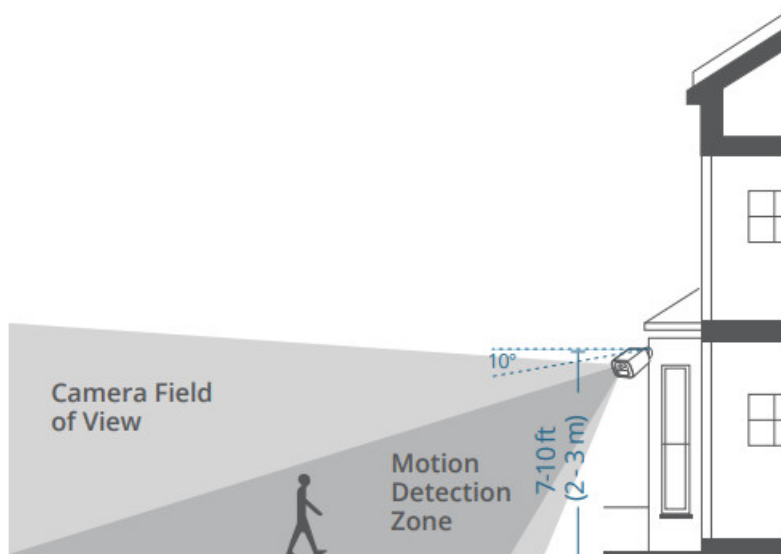
MOUNTING SOLOCAM

Select a Location

S220 SoloCam can be mounted on a wall. Select a location where it achieves the desired view. We recommend mounting it 7-10 ft (2-3 m) above ground level.



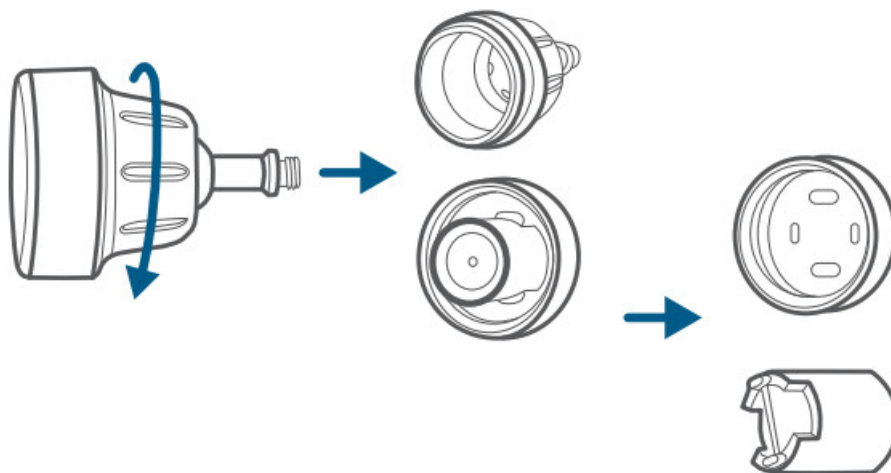
To maximize the solar panel efficiency, select a location where S220 SoloCam receives plenty of sunlight.



Mount S220 SoloCam

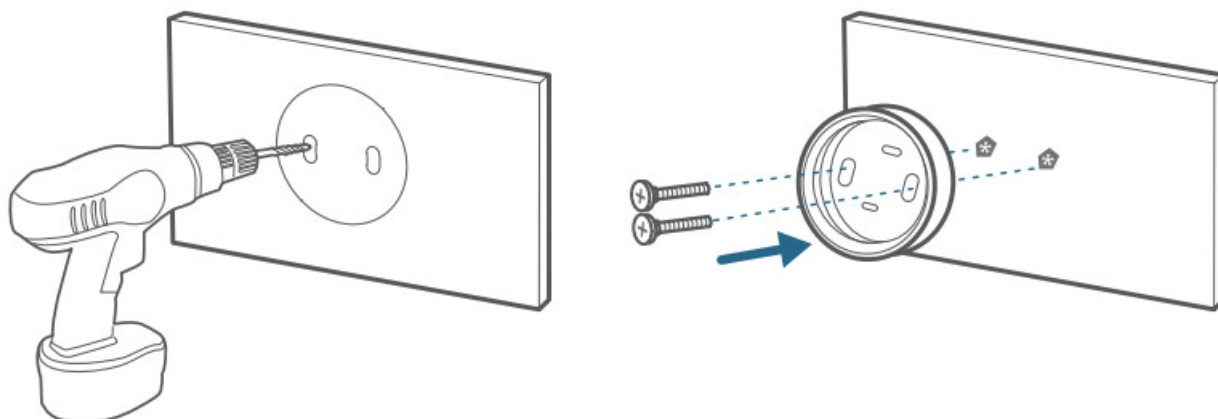
S220 SoloCam can be mounted both indoors and outdoors.

1. Loosen the cover of the mount by turning it counterclockwise and disassemble the mount.

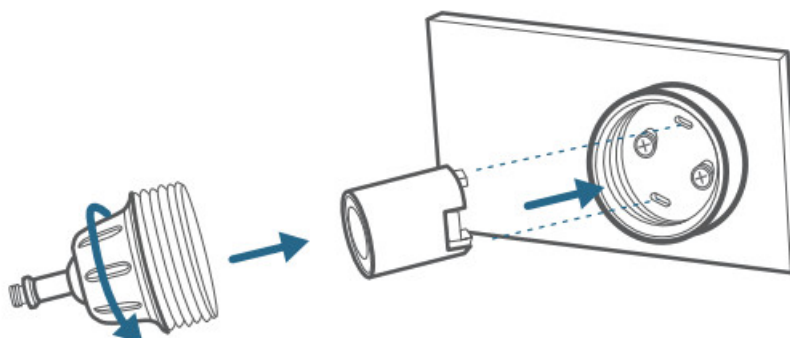


2. This step applies if mounting onto hard surfaces such as brick or concrete. For soft surfaces such as wood, skip this step.

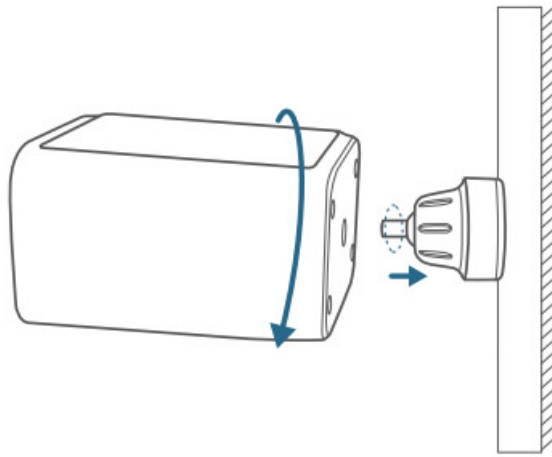
Drill holes with a 15/64 in (6 mm) drill bit, then insert the anchors into the holes.



3. Firmly screw the base of the mount onto the wall. Reassemble the mount.



4. Screw SoloCam onto the mount. Ensure the solar panel is facing the sky. Position SoloCam to achieve the desired view, checking it using the live stream in the eufy Security app.



For troubleshooting, check the Help section in the eufy Security app.

SAFETY

The recommended temperature range for devices and accessories is -20°C to 50°C (-4°F – 122°F).

Unless specifically indicated that it is safe to do so in the user guide or instruction manual, do not use this device in an environment that exceeds the recommended low or high temperature.

Unless specifically indicated that it is safe to do so in the user guide or instruction manual, avoid exposing your device to direct sunshine or excessively wet environments.

It is recommended to supply the device in an environment with a temperature that ranges from 5°C ~ 25°C.

When supplying, please place the device in an environment that has a normal room temperature and good ventilation.

CAUTION!

THERE IS A RISK OF EXPLOSION IF AN INCORRECT BATTERY TYPE IS USED. DISPOSE OF USED BATTERIES ACCORDING TO THEIR INSTRUCTIONS.

ATTENTION!

IL EXISTE UN RISQUE D'EXPLOSION EN CAS D'UTILISATION D'UN TYPE DE PILE INCORRECT. ÉLIMINEZ LES PILES USAGÉES CONFORMÉMENT AUX INSTRUCTIONS.

Warning:

- Replacing a battery with an incorrect type may bypass safeguards and create danger;
- Disposal of a battery in a fire or other source of significant heat, or by crushing, or cutting, may result in an explosion as well as leakage of flammable liquids and gases;
- Leaving a battery in an extremely hot environment may result in an explosion as well as leakage of flammable liquids and gases;
- A battery subjected to extremely low air pressure may result in an explosion as well as leakage of flammable liquids and gases.

NOTICE

FCC Statement

This device complies with Part 15 of the FCC Rules. Operation is subject to the following two conditions: (1) this device may not cause harmful interference, and (2) this device must accept any interference received, including interference that may cause undesired operation.

Warning: Changes or modifications not expressly approved by the party responsible for compliance could void the user's authority to operate the equipment.

Note: This equipment has been tested and found to comply with the limits for a Class B digital device, pursuant to Part 15 of the FCC Rules. These limits are designed to provide reasonable protection against harmful interference

in a residential installation.

This equipment generates, uses and can radiate radio frequency energy and, if not installed and used in accordance with the instructions, may cause harmful interference to radio communications. However, there is no guarantee that interference will not occur in a particular installation.

If this equipment does cause harmful interference to radio or television reception, which can be determined by turning the equipment off and on, the user is encouraged to try to correct the interference by one or more of the following measures: (1) Reorient or relocate the receiving antenna. (2) Increase the separation between the equipment and receiver. (3) Connect the equipment into an outlet on a circuit different from that to which the receiver is connected. (4) Consult the dealer or an experienced radio/TV technician for help.

FCC Radio Frequency Exposure Statement

The device has been evaluated to meet general RF exposure requirements.

The device can be used in fixed/mobile exposure condition. The min separation distance is 20 cm.

Notice: Shielded cables

All connections to other computing devices must be made using shielded cables to maintain compliance with FCC regulations.

The following importer is the responsible party.

Company Name: POWER MOBILE LIFE, LLC

Address: 10900 NE 8TH ST, STE 501, BELLEVUE, WA 98004

Telephone: 1-800-988-7973

IC Statement

This device complies with Industry Canada licence-exempt RSS standard(s).

Operation is subject to the following two conditions: (1) this device may not cause interference, and (2) this device must accept any interference, including interference that may cause undesired operation of the device.

This Class B digital apparatus complies with Canadian ICES-003.

IC RF Statement

When using the product, maintain a distance of 20cm from the body to ensure compliance with RF exposure requirements.

Declaration of Conformity



This product complies with the radio interference requirements of the European Community.

Hereby, Anker Innovations Limited declares that this device is in compliance with the essential requirements and other relevant provisions of Directive 2014/53/EU. For the declaration of conformity, visit the Web site:

<https://uk.eufylife.com/>.

RF exposure information: The Maximum Permissible Exposure (MPE) level has been calculated based on a distance of $d=20$ cm between the device and the human body. To maintain compliance with RF exposure requirement, use product that maintain a 20cm distance between the device and human body.

Wi-Fi Operating Frequency Range: 2412~2472MHz;

Wi-Fi Max Output Power:19.65 dBm

The following importer is the responsible party (contact for EU matters only)

Anker Innovations Deutschland GmbH | Georg-Muche-Strasse 3, 80807 Munich, Germany



This product complies with the radio interference requirements of the United Kingdom

Hereby, Anker Innovations Limited declares that this product is in compliance with Radio Equipment Regulations 2017(SI2017/1206). The full text of the UK declaration of conformity is available at the following internet address:

<https://uk.eufylife.com/>.

Anker Technology (UK) Limited | GNR8, 49 Clarendon Road, Watford,
Hertfordshire, WD17 1HP, United Kingdom



Your product is designed and manufactured with high-quality materials and components, which can be recycled and reused.



This symbol means the product must not be discarded as household waste and should be delivered to an appropriate collection facility for recycling. Proper disposal and recycling help protect natural resources, human health, and the environment.

For more information on the disposal and recycling of this product, contact your local municipality, disposal

service, or the shop where you bought this product.

CUSTOMER SERVICE



12-month limited warranty

(US) +1 (800) 988-7973

(UK) +44 (0) 1604 936200



support@eufylife.com

Anker Innovations Limited
Room 1318-19, Hollywood Plaza, 610 Nathan Road, Mongkok,
Kowloon, Hong Kong



@EufyOfficial



@EufyOfficial



@EufyOfficial

Documents / Resources

	eufy T8134121 Security SoloCam S220 Outdoor 2K HD Security Camera [pdf] User Guide T8134121, T8134121 Security SoloCam S220 Outdoor 2K HD Security Camera, Security Solo Cam S220 Outdoor 2K HD Security Camera, S220 Outdoor 2K HD Security Camera, 2K HD S ecurity Camera, Security Camera, Camera
--	---

References

- [eufy | Smart Home Simplified | eufy UK](#)
- [eufy | Smart Home Simplified | eufy UK](#)