

6 Quick Steps to Recharge Your Battery

INOGEN ONE[®] G3 External Battery Charger

Your Equipment Provider:

Your Physician:




301 Coromar Drive,
Goleta, CA 93117
1-877-4-INOGEN (Toll Free)
1-877-446-6436 (Toll Free)
1-805-562-0515 (International)
info@inogen.net
www.inogenone.com



96-03870-00-01C

INOGEN ONE[®] G3 External Battery Charger

Your Inogen One G3 External Battery Charger (BA-303) will charge your Inogen One G3 single and double batteries. It takes approximately 3 hours to charge a fully depleted single battery, and approximately 6 hours to charge a fully depleted double battery. Note: the battery will also recharge in the Inogen One G3 when powered by the AC Power Supply, or DC Power Cable.




1 Plug the External Battery Charger AC power supply cord into the nearest electrical outlet.




2 Plug the External Battery Charger AC power supply into the battery charger.




3 Slide the charger onto the Inogen One G3 Battery by clicking and locking into the charger.



4 When the battery is in the correct position, a solid red light will indicate that the battery is charging.



5 When the green light illuminates, the battery is fully charged*.



6 Press battery latch down and slide charger off battery.

