

Kyocera Printer Setup Tool

v1.0 for Android/iOS

Ver.20240710
2024/07/10

Contents

- 1. Introduction 4
 - 1.1. What is Printer Setup Tool 4
 - 1.2. System Overview 4
 - 1.3. Target user..... 4
- 2. Printer Setup Tool v1.0 for Android/iOS features..... 5
 - 2.1. Printer selection 5
 - 2.1.1. Auto-detect and list to select printer (For Android only) 5
 - 2.1.2. Enter the required information and select the printer 5
 - 2.2. Wi-Fi network selection 6
 - 2.2.1. List detected Wi-Fi networks (For Android only) 6
 - 2.2.2. Enter manually 7
 - 2.2.3. Allow connections through device operations 7
 - 2.3. Viewing recommended applications..... 8
 - 2.4. Restrictions when connecting multiple users 9
- 3. System requirements10
 - 3.1. Supported operating systems.....10
 - 3.2. Supported languages10
- 4. Support models11

About this document

This document describes Kyocera Printer Setup Tool v1.0 for Android/iOS.
For the specifications of Kyocera Printer Setup Tool for Windows, see the separate Software Information for Windows.

Target reader

This document is intended for channel partners or end users.

Revision history

Date	Version	Chapters	Items
2024/07/10	20240710	All	First Release

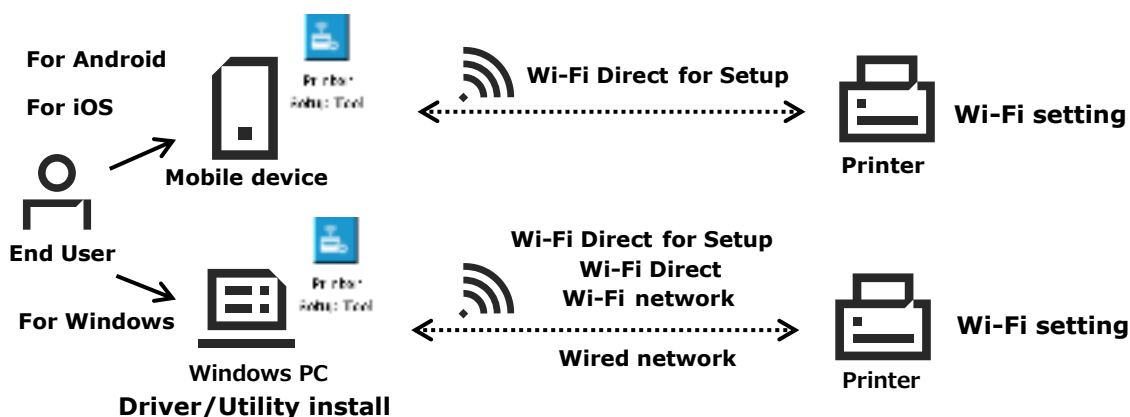
1. Introduction

1.1. What is Printer Setup Tool

Printer Setup Tool is intended to support end users and to make setup easier. Printer Setup Tool is available when the printer is connected to a network or connected to Wi-Fi Direct for Setup in Wi-Fi Easy Setup mode. Wi-Fi Direct for Setup is different from normal Wi-Fi connection. It is a connection method for setup that is enabled by setting the Printer to the Wi-Fi easy setup mode.

1.2. System Overview

There are three types of Printer Setup Tool: for Android, for iOS, and for Windows.



Tool Type	Tool Description	Connecting to a printer	Setup Scope
For Android	Mobile apps that run on Android	Wi-Fi Direct for Setup	Wi-Fi setting
For iOS	Mobile apps that run on iOS	Wi-Fi Direct for Setup	Wi-Fi setting
For Windows	Software that works when installed on a Windows OS	Wi-Fi Direct for Setup Wi-Fi Direct, Wi-Fi network Wired network	Wi-Fi setting Driver/Utility install

1.3. Target user

It is intended for end users who are not familiar with the Printer setup tasks in an environment where the end users are responsible for setting up the printer themselves.

2. Printer Setup Tool v1.0 for Android/iOS features

Printer Setup Tool v1.0 for Android and iOS supports a function that allows users to easily configure the Wi-Fi settings of the printer from a mobile device.

2.1. Printer selection

Users can select the printer to be set up by using the automatic detection function or by entering the required information. To detect and select a printer for setup, the printer must be in the Wi-Fi easy setup mode. When Wi-Fi easy setup is activated by selecting it from the initial setup of the printer or the system menu, the printer name and password are displayed on the printer's panel, and Wi-Fi Direct for setup is enabled.

2.1.1. Auto-detect and list to select printer (For Android only)

When users execute the printer selection function, nearby devices within the communication range are scanned and listed. Only models supported by the app are listed.



2.1.2. Enter the required information and select the printer

2.1.2.1. Obtaining information using Optical Character Recognition (OCR)

Users can use the OCR function to obtain the printer name and password displayed on the printer's panel.

When users capture a panel of the printer using the camera function of a mobile device, the printer information text field is automatically filled in after OCR processing, and the printer on the network can be detected and selected.

Note) OCR results may not be accurate, so users may need to edit the results.



2.1.2.2. Enter manually

Users can detect and select printer on the network by manually entering the printer name and password displayed on the printer's panel into the mobile device.

2.2. Wi-Fi network selection

Configure the Wi-Fi network settings to connect the printer. Users can discover and select networks in the following ways. When a network is selected, the mobile device and the printer are temporarily connected by Wi-Fi Direct for Setup.

If the network name (SSID), password, or security type settings are wrong, Wi-Fi setup will fail. Because the printer setup tool cannot detect this failure and starts setup, we recommend that users check the Wi-Fi settings of the printer after setup is complete.

2.2.1. List detected Wi-Fi networks (For Android only)

The network selection feature detects available Wi-Fi networks around users and displays them as a list. Users can select the network to use from this list.



By pulling down the list, users can rediscover the network and redisplay the list. After users select

the list, users must enter a password.



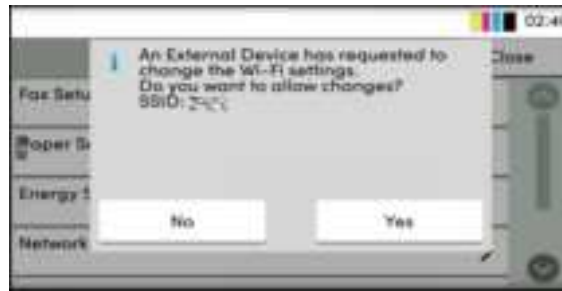
2.2.2. Enter manually

Since the for iOS does not support the Wi-Fi network listing function, users must select a network by entering the Wi-Fi network name (SSID) and password manually and selecting the security type. If users want to connect to a Wi-Fi network that is not listed in the Android version, users can also select a Wi-Fi network by entering the network name (SSID) and password manually and selecting the security type.



2.2.3. Allow connections through device operations

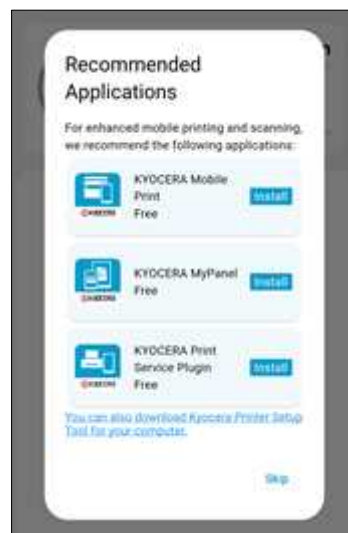
When users follow the instructions on the printer panel and interact with the printer, the printer's network interface automatically restarts the printer connects to the network. To prevent unauthorized setup by a third party, this operation is to prove that the user himself/herself is performing setup and cannot be performed remotely.



2.3. Viewing recommended applications

After setup is complete, the recommended applications are displayed. The install button redirects the user to the App Store or Play Store, depending on the OS.

- MyPanel
- Mobile Print
- Print Service Plugin (Android only)



Note) The list of recommended applications is displayed even if user have already installed them.

2.4. Restrictions when connecting multiple users

If two or more users are connected to the printer, the second or subsequent users will see an error message on their mobile devices and Wi-Fi Setup will not run. In this case, only the user who first connected to the printer can continue with Setup.



3. System requirements

3.1. Supported operating systems

iOS

- iOS 15 or later

iPadOS

- iPadOS 15 or later

Android

- Android 10 or later

3.2. Supported languages

Arabic	Catalan	Czech
Danish	English	German
Greek	Spanish	Finnish
French	Hebrew	Hungarian
Italian	Japanese	Korean
Dutch	Norwegian	Polish
Portuguese (Portugal)	Portuguese (Brazil)	Romanian
Russian	Swedish	Thai
Turkish	Vietnamese	Chinese (Simplified)
Chinese (Traditional)		

4. Support models

The following lists the models supported by Printer Setup Tool v1.0.

KDC
ECOSYS PA4000x
ECOSYS PA4000wx
ECOSYS MA4000x
ECOSYS MA4000fx
ECOSYS MA4000wfx
ECOSYS MA4000wifx



About KYOCERA Document Solutions America, Inc.

Kyocera Document Solutions America, Inc. (<https://usa.kyoceradocumentsolutions.com>) is a group company of Kyocera Document Solutions Inc., a global leading provider of total document solutions based in Osaka, Japan. The company's portfolio includes reliable and eco-friendly MFPs and printers, as well as business applications and consultative services which enable customers to optimize and manage their document workflow, reaching new heights of efficiency. With professional expertise and a culture of empathetic partnership, the objective of the company is to help organizations put knowledge to work to drive change.

Kyocera Document Solutions Inc. is a group company of Kyocera Corporation (Kyocera), a leading supplier of semiconductor packages, industrial and automotive components, semiconductor packages, electronic devices, smart energy systems, printers, copiers, and mobile phones. During the year ended March 31, 2022, the Kyocera Group's consolidated sales revenue totaled 1.8 trillion yen (approx. US\$15.1 billion). Kyocera is ranked #603 on Forbes magazine's 2021 "Global 2000" list of the world's largest publicly traded companies, and has been named by The Wall Street Journal among "The World's 100 Most Sustainably Managed Companies."

[For MF communications, please consult with your internal risk or legal teams as to what additional language is appropriate.]

© 2024 Kyocera Document Solutions America, Inc.