

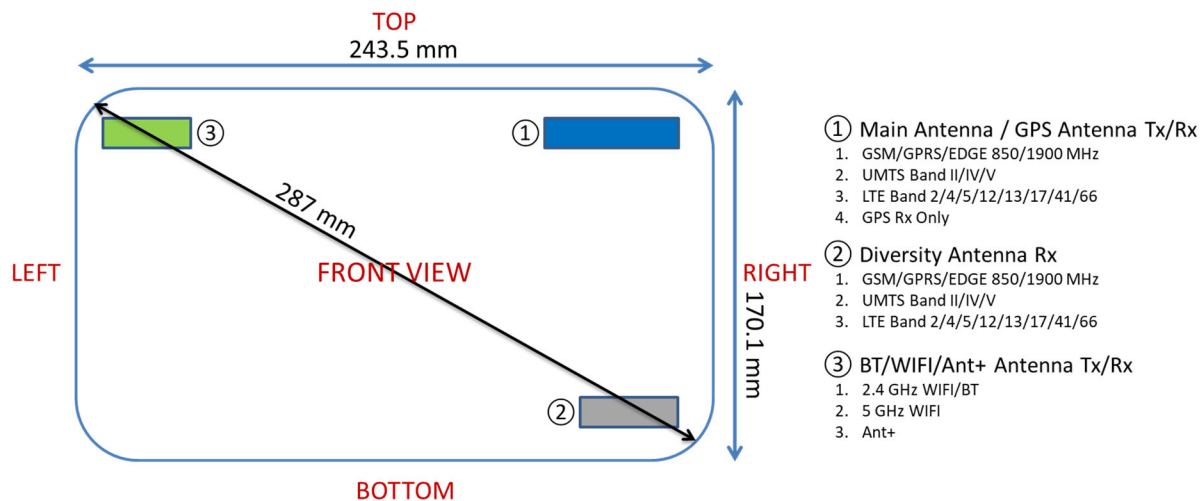


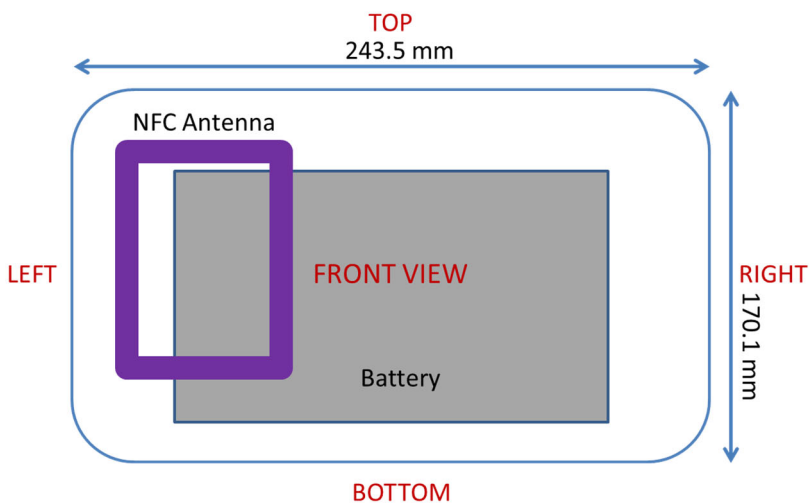
APPENDIX E: DUT ANTENNA DIAGRAM & SAR TEST SETUP PHOTOGRAPHS

FCC ID A3LSMT545		SAR EVALUATION REPORT		Approved by: Quality Manager
Test Dates: 07/22/19 - 08/20/19	DUT Type: Portable Tablet	APPENDIX E: Page 1 of 3		






Note: Exact antenna dimensions and separation distances are shown in the Technical Descriptions in the FCC Filing.

**Figure E-1
DUT Antenna Locations**



**Figure E-2
NFC Antenna Location**



FCC ID A3LSMT545		SAR EVALUATION REPORT		Approved by: Quality Manager
Test Dates: 07/22/19 - 08/20/19	DUT Type: Portable Tablet			APPENDIX E: Page 2 of 3



SAR Test Setup Photo 1 – Back Side at 1.0 cm



SAR Test Setup Photo 2 – Top Edge at 0.9 cm

FCC ID A3LSMT545		SAR EVALUATION REPORT		Approved by: Quality Manager
Test Dates: 07/22/19 - 08/20/19	DUT Type: Portable Tablet			APPENDIX E: Page 3 of 3