
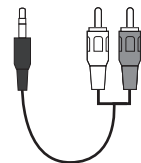


Setup Guide


Package Contents



CloudBox



3.5mm TRS-RCA Cable



Power Adapter

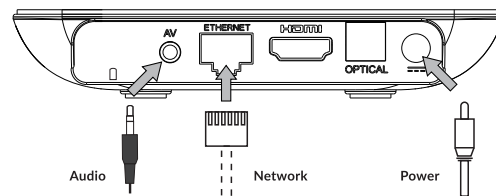
Connecting your CloudBox to WiFi?

Download the **Cloud Cover Music Set Up** app, available from major app stores.



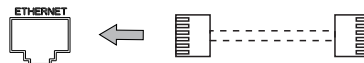
Installation Steps

BACK



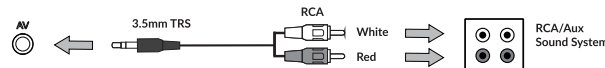
01

Connect an Ethernet network cable from the CloudBox to a router with an active internet connection. *Skip this step if you'll be connecting to a WiFi network.*



02

Connect the 3.5mm TRS cable to the AV port on the CloudBox. Connect the RCA end of the cable (red & white) to your sound system.

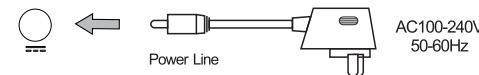


If you'd like to connect to your sound system with Bluetooth, visit our online Help Center for instructions.

03

Connect the power adapter to the CloudBox and plug into power. The logo on top will light up blue, and the CloudBox should be fully powered on within a minute.

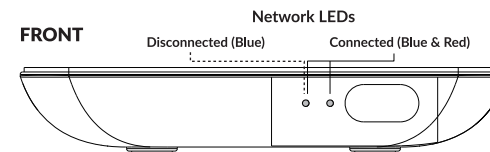
IMPORTANT: Only use the power adapter provided with the CloudBox.



04

If you're connecting the CloudBox to WiFi, open the Cloud Cover Music Set Up app to connect to your network. When the CloudBox has an active internet connection (Ethernet or WiFi), the red network LED on the front will illuminate.

FRONT



05

Turn on your sound system / amplifier and select the audio input connected to your CloudBox. Music will start playing shortly.

NOTE: if the CloudBox doesn't have an active internet connection, it will play a limited selection of pre-loaded royalty-free music.

06

Control your music at tune.cloudcovermusic.com or in the Pandora CloudCover app (available from major app stores).

Need Help?

Visit our help center for more setup and troubleshooting guides:
help.cloudcovermusic.com

Guides Include:

- Connecting Bluetooth and WiFi
- Firewall, proxy, and content filter configurations
- Configuring a static IP address
- Prefetch mode

Contact Us

For the fastest service, use the chat box when logged in to your account at tune.cloudcovermusic.com. You can also access chat from the cloudcovermusic.com home page.

Prefer phone or email?

(844) 422-6249

support@cloudcovermusic.com

FCC Statement

This device complies with Part 15 of the FCC Rules. Operation is subject to the following two conditions:

- (1) this device may not cause harmful interference, and
- (2) this device must accept any interference received, including interference that may cause undesired operation.

This equipment has been tested and found to comply with the limits for a Class B digital device, pursuant to Part 15 of the FCC Rules. These limits are designed to provide reasonable protection against harmful interference in a residential installation. This equipment generates, uses and can radiate radio frequency energy and, if not installed and used in accordance with the instructions, may cause harmful interference to radio communications. However, there is no guarantee that interference will not occur in a particular installation. If this equipment does cause harmful interference to radio or television reception, which can be determined by turning the equipment off and on, the user is encouraged to try to correct the interference by one or more of the following measures:

- Reorient or relocate the receiving antenna.
- Increase the separation between the equipment and receiver.
- Connect the equipment into an outlet on a circuit different from that to which the receiver is connected.
- Consult the dealer or an experienced radio/TV technician for help.

WARNING: Modifications by anyone other than the party responsible for compliance with the FCC rules may void the authority granted under FCC regulations to operate this device.

FCC Radiation Exposure Statement: The antennas used for this transmitter must be installed to provide a separation distance of at least 20 cm from all persons and must not be co-located or operated in conjunction with any other antenna or transmitter.

Warranty Information

CLOUDBOX LIMITED WARRANTY. Cloud Cover Media, Inc. ("CCM") warrants that the CloudBox (the "Device") will be free from material defects in material and workmanship for a period of 12 months from the ship date ("Warranty Period"). This warranty is valid only in the United States and Canada. Customer's sole remedy and CCM's sole liability for a breach of this Device limited warranty is to repair or replace the Device with a new or factory-recertified Device. No more than three (3) replacements of the Device are allowed. Customer must notify CCM of the breach of warranty within 5 days of the expiration of the Warranty Period, and CCM requires materially defective Devices to be returned to CCM for warranty replacement.

THIS WARRANTY DOES NOT APPLY IF THE DEVICE (A) IS USED WITH PRODUCTS THAT ARE NOT COMPATIBLE WITH THIS DEVICE; (B) IS PLUGGED DIRECTLY INTO A WALL OUTLET WITHOUT SURGE PROTECTION; (C) IS USED FOR ANY UNAPPROVED COMMERCIAL PURPOSE, INCLUDING BUT NOT LIMITED TO STRIP CLUBS, KARAOKE, LIVE MUSIC, AND BY DISC JOCKEYS; (D) IS MODIFIED OR TAMPERED WITH; (E) IS LOADED WITH OR CONFIGURED WITH ANYTHING OTHER THAN THE NATIVE FIRMWARE, CCM SOFTWARE, AND ROYALTY FREE MUSIC; (F) IS DAMAGED BY ACTS OF GOD, MISUSE, ABUSE, NEGLIGENCE, ACCIDENT, WEAR AND TEAR, UNREASONABLE USE, OR BY CAUSES UNRELATED TO DEFECTIVE MATERIALS OR WORKMANSHIP; (G) HAS HAD THE SERIAL NUMBER ALTERED, DEFACED OR REMOVED; OR (H) WAS PURCHASED FROM AN ENTITY OTHER THAN CCM OR A CCM-AUTHORIZED RESELLER. CCM DISCLAIMS ALL OTHER WARRANTIES, INCLUDING, WITHOUT LIMITATION, THE IMPLIED WARRANTIES OF MERCHANTABILITY, TITLE AND FITNESS FOR A PARTICULAR PURPOSE.

HOW TO EXERCISE LIMITED WARRANTY

If Purchased from CCM: Customer must contact CCM Support to troubleshoot and verify warranty eligibility by using a method described at <https://help.cloudcovermusic.com/en/articles/3370269-cloud-cover-music-customer-suport-policy>. Upon verifying eligibility, CCM shall ship a replacement Device to Customer, as well as instructions and a shipping label for return of the defective Device. CCM shall invoice Customer for any replacement Device and associated freight, shipping and handling costs in the event that the defective Device is not returned to CCM.

If Purchased from an Authorized Reseller: Customer must contact the authorized reseller to verify eligibility and obtain instructions for exercising warranty.

Device Information

Model: PCCY5
Product name:Music Player

Trade Mark: Cloudbox

Device type: Slave device

© 2025 Cloud Cover Media, Inc. All rights reserved.
Cloud Cover Media, CloudBox, and the Cloud Logo are trademarks or registered trademarks of Cloud Cover Media, Inc.

Under the copyright laws, this manual may not be copied, in whole or in part, without the written consent of Cloud Cover Media, Inc. Every effort has been made to ensure that the information in this manual is accurate. Cloud Cover Media, Inc. is not responsible for printing or clerical errors.

Cloud Cover Media, Inc.
953 N. Sycamore Ave, Floor 8, Los Angeles, CA 90038
(844) 422-6249
cloudcovermusic.com



The terms HDMI, HDMI High-Definition Multimedia Interface, HDMI Trade dress and the HDMI Logos are trademarks or registered trademarks of HDMI Licensing Administrator, Inc.

