



**Affordable. Reliable. Home Improvement.**

## **Pre-Lit Christmas Wreath with LED Light**

### **Instruction Manual**

**MODEL: SX-G0068**

# VEVOR

Affordable. Reliable. Home Improvement.



## Pre-Lit Christmas Wreath with LED Light

**MODEL: SX-G0068**



★ The picture is for reference only, please refer to the actual.

This is the original instruction, please read all manual instructions carefully before operating. VEVOR reserves a clear interpretation of our user manual. The appearance of the product shall be subject to the product you received. Please forgive us that we won't inform you again if there are any technology or software updates on our product.

	Warning-To reduce the risk of injury, user must read instructions manual carefully.
	This device complies with Part 15 of the FCC Rules. Operation is subject to the following two conditions:(1)This device may not cause harmful interference, and (2)this device must accept any interference received, including interference that may cause undesired operation.

## Product Parameter

Model	SX-G0068	
Input	DC4.5 V	
Dimension	About $\Phi 24$ inch Notes: The dimension is for reference only, please prevail in kind	
Light display mode	1. Combination	5. Chasing/ Flash
	2. In wave	6. Slow fade
	3. Sequential	7. Twinkle/ Flash
	4. Sloglo	8. Steady on
Automatic timed loop	Working for 6 hours and stopping for 18 hours	
Waterproof grade	IPX4	

## Usage

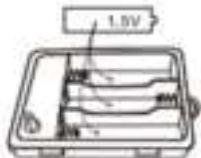
1. Install bow tie.



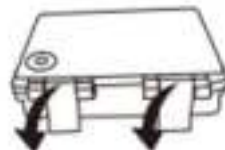
2. Open the control box.



3. Install three batteries into the control box, according to the indicated electrode direction .



4. Close the control box .



5. Press the switch .



6. Press the switch repeatedly to select different light display modes.



7. Hang up the Christmas Wreath.

**Sanven Technology Ltd.**

**Address: Suite 250, 9166 Anaheim Place, Rancho Cucamonga,  
CA 91730**

