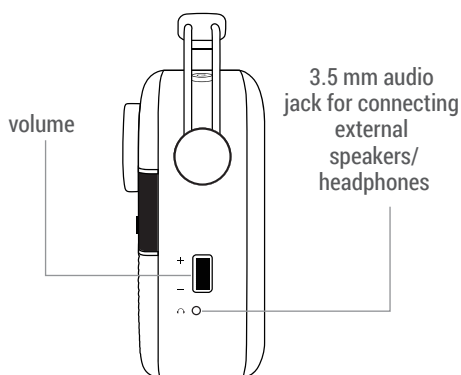
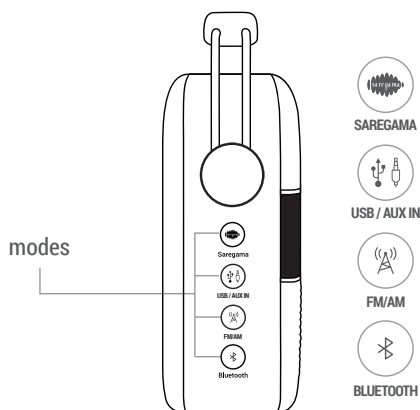
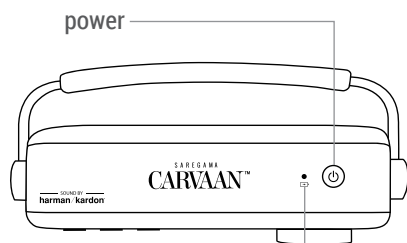


# SAREGAMA CARVAAN™ — GOLD —

## USER MANUAL

HINDI | हिंदी

### BUTTONS & PORTS ON SAREGAMA CARVAAN 2.0 GOLD



Full battery charge time: 6-7 hours;

Battery usage: Approximately 5 hours once the battery is fully charged

The battery charging indicator will display:

- Red light when Carvaan 2.0 Gold is being charged
- Green light when Carvaan 2.0 Gold is fully charged

To choose a mode, press the corresponding mode button on the unit/ remote

1. **SAREGAMA**: 5000 pre-loaded evergreen songs categorized into Artistes, Specials, Geetmala & Wi-Fi. This mode is the default mode on first power on/reset

2. **USB\* / AUX IN**: Plug in a USB into the USB port on Carvaan 2.0 Gold to enjoy your personal collection of songs. You can also connect an Aux cable in the Aux IN port on the back panel of Carvaan 2.0 Gold to play songs from your phone/tablet. Press the mode button to switch between USB and Aux In

3. **FM/AM\*\***: Listen to local FM/AM stations. Press the mode button to switch between FM and AM

FM frequency: 87.5 to 108 MHZ

AM frequency: 520 to 1620 KHZ

*Note: We recommend that you do not put the unit on charge while listening to FM/AM as it will interrupt the signal*

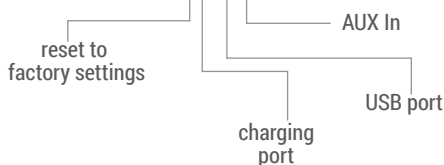
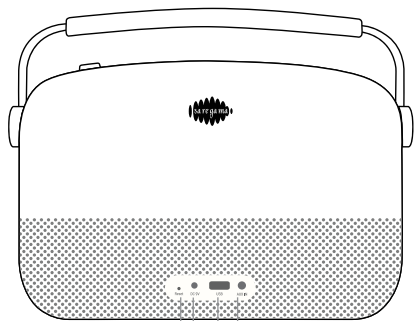

4. **BLUETOOTH\*\*\***: Pair your mobile phone / tablet with Carvaan 2.0 Gold. Enjoy songs stored on your personal device on speakers

*\*support for USB 2.0*

*\*\*AM station will play as per broadcast timings*

*\*\*\*support for BT version 4.1*

categories



## SAREGAMA CARVAAN APP

Download the 'Saregama Carvaan' app from the Apple / Android store to enjoy a host of free and subscription based services.

**Free services** – Use the app to find a song, create playlists to play out on your Carvaan 2.0 Gold unit.

*Note: To use the app, press the 'Saregama mode' button on Carvaan 2.0 Gold. Connect the app & Carvaan 2.0 Gold using Bluetooth on your phone/tablet.*

**Subscription services** - Subscribe to the app and listen to the songs on your phone/tablet without being connected to the Carvaan 2.0 Gold unit

Refer to the enclosed insert for steps on how to connect the app and Carvaan 2.0 Gold unit.



Choose a category in Saregama Mode

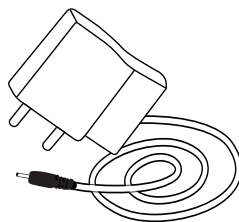
**1. Artistes:** 65+ music stations dedicated to legends like Lata Mangeshkar, Kishore Kumar, Asha Bhosle, Mohd. Rafi, R.D. Burman, Gulzar, Rishi Kapoor, Amitabh Bachchan, Noor Jehan, Mukesh, Nargis, Rekha etc.

**2. Specials:** 15+ music stations dedicated to Specials like Romance, Ghazal, Gurbani, Bhakti, Kapoors, Sad, Songs with Dialogues, Hindustani Instrumental, Favourites etc.

**3. Geetmala:** 50 years of Ameen Sayani's Geetmala spanning across 50 music stations

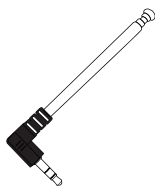
**4. Wi-Fi:** Many Wi-Fi based stations across genres like devotional, health & wellness, kids, entertainment, and much more. To enjoy Wi-Fi based stations connect Carvaan 2.0 Gold to a Wi-Fi network using the 'Saregama Carvaan' app.

Go to page 4 for details on how to connect the Carvaan 2.0 Gold unit to Wi-Fi.



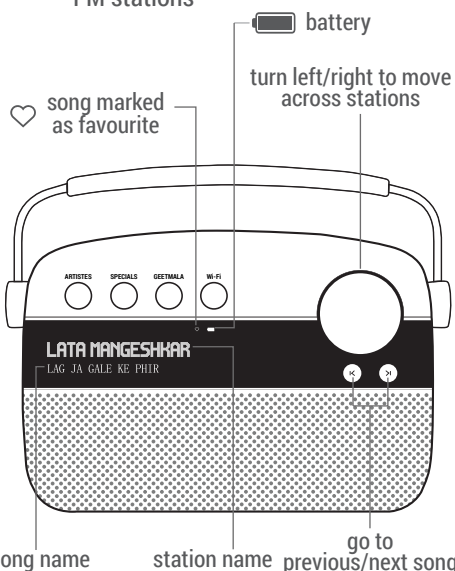
Voltage: 100V-240V

Frequency: 50/60 Hz for input and 9V 1A for output

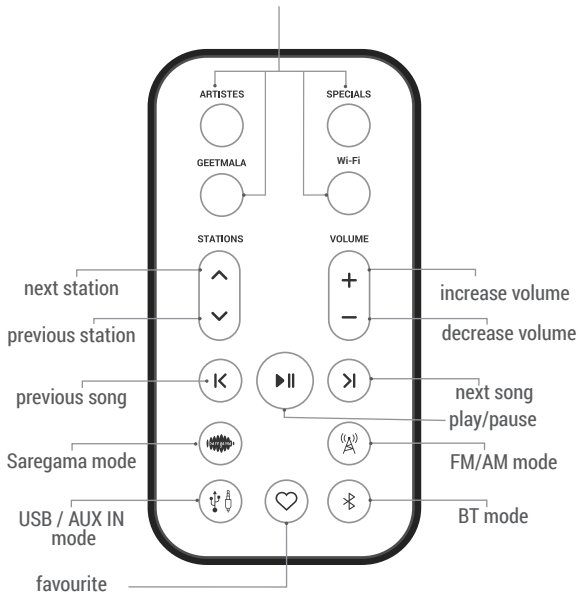


External Antenna:

Insert the antenna into the AUX IN port for improved reception of local FM stations



Choose your preferred category in Saregama mode



To replace the remote control battery:

1. Open the battery compartment
2. Insert a fresh CR2025 battery with the correct polarity (-/+)
3. Close the battery compartment
4. Discard the used battery

## SAFETY HANDLING

### 1. CARE FOR PRODUCT

- a. Keep Carvaan 2.0 Gold away from dust and excessive heat (heat registers, stoves etc.)
- b. Prevent spillage of water or any other liquid as this can cause failure of Carvaan 2.0 Gold or could prove to be a potential fire hazard
- c. Clean the unit with a dry cloth only
- d. Do not walk on or pinch the power cord close to the plug
- e. Do not immerse Carvaan 2.0 Gold or the remote into water
- f. Remove the remote battery when it is not used for longer duration
- g. Do not mix different brands or types of batteries in the remote

### 2. CARE FOR BATTERY

- a. Do not expose the battery to heat sources greater than 60°C
- b. Recycle or dispose the battery when essential. Please ensure proper battery handling and disposal methods

- c. Do not subject the battery pack to a mechanical shock
- d. In the event of a battery leak, do not allow the liquid to come in contact with the skin or eyes. If contact has been made, wash the affected area with water and seek medical advice
- e. For prolonging battery life, avoid discharging the battery completely

### 3. OTHERS

- a. Use attachments/accessories as specified by the manufacturer
- b. Please contact an authorized service center for any repair/ servicing requirements or call the toll free no. 1800-102-7799 for any queries



Waste electrical products should not be disposed of with household waste. Please follow disposal and recycling instructions issued by the concerned local authority.

## WARRANTY OVERVIEW

Carvaan 2.0 Gold comes with a 1 year Warranty on all parts, excluding accessories. This includes servicing/ repair or replacement of damaged parts.

The warranty does not apply and does not cover the following:

- Liability for loss of data/content loaded in the product due to misuse or tampering.
- Damage caused due to force majeure events; events caused by fire, water, electrical disturbances etc.; events beyond the control of Saregama; acts of negligence or mishandling; usage for commercial, business, industrial, educational or rental purposes

## WARRANTY CARD

Customer's Name: \_\_\_\_\_

Customer's Address: \_\_\_\_\_  
\_\_\_\_\_

Product Serial No.: \_\_\_\_\_

Date of Purchase: \_\_\_\_\_

Expiry Date: \_\_\_\_\_

I accept the terms and conditions of the warranty.

Retailer's Name: \_\_\_\_\_

Retailer's Signature/Seal: \_\_\_\_\_

\_\_\_\_\_  
Customer's Signature

## IMPORTANT LINKS

Station List & Song List:

[www.saregama.com/carvaan/gold/wifi/hindi/songlist](http://www.saregama.com/carvaan/gold/wifi/hindi/songlist)

Detailed Warranty:

[www.saregama.com/carvaan/gold/wifi/hindi/warranty](http://www.saregama.com/carvaan/gold/wifi/hindi/warranty)

Download the "Saregama Carvaan" app from the **Apple/ Android** store.



Available on the  
**App Store**



Get it on  
**Google play**

## WARRANTY TYPE

Home service and carry in warranty are provided.

Home service warranty requires customers to have a technician visit their home and service the product. This type of warranty can be availed by customers living in locations where there is an authorized service center.

Carry-in Warranty service requires that the Product be brought by the Customer, at his/her sole cost and responsibility, to the Authorized Dealers along with the original invoice.

Once the Product is serviced/ repaired/ replaced, the Customer shall be responsible to pick-up the Product from the concerned Authorized Dealer.

## CARVAAN 2.0 GOLD UNIT AND Wi-Fi CONNECTIVITY


To enjoy Wi-Fi based stations the Carvaan 2.0 Gold unit needs to be connected to Wi-Fi. *(ensure the Wi-Fi speed is good to enjoy an uninterrupted experience)*

### SET UP PROCESS:

#### On Carvaan 2.0 Gold

- On your Carvaan 2.0 Gold unit, press the 'Saregama' button, followed by 'Wi-Fi' category button

#### On your mobile phone

- Turn on the Bluetooth of your mobile phone / handset
- Download the 'Saregama Carvaan' app
- Open the app
- Choose 'Play on Carvaan'
- Next, select Carvaan 2.0 Gold from the list of available devices
- Tap on the menu on the top left of your screen & select "Connect to Wi-Fi"
- Choose a Wi-Fi network & enter the password; the app will remember your Wi-Fi password
- Your Carvaan 2.0 Gold unit is now connected to Wi-Fi and you will see  on the display screen of the unit

To change the network, go to "Connect to Wi-Fi" page on the app & select the preferred network.

*Note: Wi-Fi charges will be as per your Wi-Fi service provider*