




LASH[®] 360[™]
LEVEL ALIGN SPACE HOLD

Tile Leveling System



Two-part system eliminates uneven tile

For Large Format tiles
up to 3/4" thick

POSTS

Available in
4 grout widths



1/32"
1 mm



1/16"
1.5 mm



1/8"
3 mm




3/16"
5 mm

CAPS


LARGE WINGS

4 enlarged wings for
improved leverage



UNIVERSAL DESIGN

Thread pattern is compatible
with most spin systems



SCAN HERE FOR
PRODUCT INFO



Install large format porcelain, ceramic and all natural stone tile up to 3/4" thick with the QEP[®] LASH 360[™] Tile Leveling System. This two-part system eliminates uneven tiles by holding tile in place to prevent lippage. The posts, grant even 1/32", 1/16", 1/8", and 3/16" grout lines and align neighboring tile of the same thickness for a level surface. The caps, hold the tile at an even height for lippage-free results. For quick and easy removal, posts are designed to break off below the surface of the tile. Caps can be removed and reused. The QEP LASH 360 Tile Leveling System is used by professional and DIY installers alike to save time while providing level and consistently spaced tile.

Professional Tools for Professional Results

qep.com

Y1525-12479

Item #	Description	Qty	Case Qty	Packaging
99742	LASH 360 Caps, Bag	100	10	Shelf Case
99842	LASH 360 Caps, Box	300	4	Shelf Case
99841	LASH 360 Caps, Box	1000	1	Shelf Case
99738	1/32" LASH 360 Post, Bag	100	10	Color Box
99843	1/32" LASH 360 Post, Box	300	4	Color Box
99838	1/32" LASH 360 Post, Box	1000	1	Color Box
99735	1/16" LASH 360 Post, Bag	100	10	Shelf Case
99835	1/16" LASH 360 Post, Box	300	4	Shelf Case
99837	1/16" LASH 360 Post, Box	1000	1	Color Box
99739	1/8" LASH 360 Post, Bag	100	10	Color Box
99812	1/8" LASH 360 Post, Box	300	4	Color Box
99841	1/8" LASH 360 Post, Box	1000	1	Color Box
99839	1/8" LASH 360 Post, Box	100	1	Color Box
99712	3/16" LASH 360 Post, Bag	100	10	Color Box
99844	3/16" LASH 360 Post, Box	300	4	Color Box
99840	3/16" LASH 360 Post, Box	1000	1	Color Box
99833-10	LASH Protection Plate	100	10	Color Box

QEP® LASH 360™ Tile Leveling system is recommended when using a trowel with a 3/8" notch depth or larger to apply the setting material.

Estimated posts

