TWS1 Pro 2说明书26国语言（英语(EN)、法语(FR)、西班牙语(ES)、德语(DE)、意大利语(IT)、葡萄牙语(PT)、日语(JP)、波兰语(PL)、捷克语(CZ)、斯洛伐克语(SK)、乌克兰语(UKR)、希腊语(GR)、俄语(RU)、哈萨克斯坦（）
土耳其语(TR)、保加利亚语(BG)、荷兰语(NL)、丹麦语(DK)、瑞典语(SV)、韩语(KR)、越南语(VN)、泰语(THAI)、印尼语(ID)、阿拉伯语(SA)、希伯来语(HEB)、繁体中文(CN)
材质：65g哑光铜版纸
工艺：单色正反面印刷
尺寸：55x70mm
页面数：，对折打钉　　封底　　封面

IB-XXX-XXXXXX-XX 说明书/TWS1 Pro 2/26国语言/55x70mm/V1.0

保 密
Confidential

For more information, please visit our website:

www.edifier.com

@Edifierglobal　@Edifier_Global　@Edifier_Global

Model: EDF200114
Edifier International Limited
P.O. Box 6264
General Post Office
Hong Kong

www.edifier.com
© 2023 Edifier International Limited. All rights reserved.
Printed in China

NOTICE:
For the need of technical improvement and system upgrade, information contained herein may be subject to change from time to time without prior notice.

Products of EDIFIER will be customized for different applications. Pictures and illustrations shown on this manual may be slightly different from actual product.
If any difference is found, the actual product prevails.

IB-XXX-XXXXXX-XX V1.0

EDIFIER

TWS1 Pro 2

True Wireless Noise Cancellation In-Ear Headphones

— Manual —

EN
Power ON/OFF

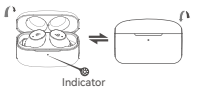

1. Power ON when the case is opened.
2. Power OFF when placed in the case and the case is closed.

Pairing

1. Power ON when the case is opened.
2. Press and hold the button on the case for 3s. White and red LED will blink rapidly.
3. Select "EDIFIER TWS1 Pro 2" in your device setting to connect.

1st Pairing
1. Power ON when the case is opened. White and red LED will blink rapidly.
2. Select "EDIFIER TWS1 Pro 2" in your device setting to connect.

Note:
For subsequent use, the earbuds will auto-connect to device used last time.

Left & Right connection / Reset

1. Power ON when the case is opened.
2. Press 3 times the button on the case. The indicator blinks white until reset is completed.
3. Once the headphones are reset, they enter pairing mode automatically.

Status Indicator

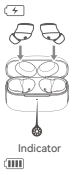

Open the case or press 1 time the button on the case to check the charging case battery status.

Battery Status:
- Red LED on for 2s
- Red LED on
- LED off

Controls

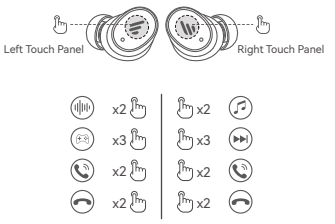

Note:
1. ANC Setting switch between"High Noise Cancellation"&"Ambient Sound" &"Noise Cancellation Off".
2. Customized controls via Edifier Connect App.
3. Images are for illustrative purposes only and may differ from the actual product.

CN
開關機

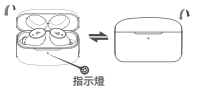

1. 充電盒開蓋自動開機。
2. 耳機放入充電盒開蓋自動開機。

配對

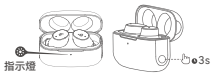

1. 充電盒開蓋自動開機。
2. 長按充電盒按鍵約3秒進入藍牙配對，指示燈將快閃白色和紅色LED。
3. 設備搜索"EDIFIER TWS1 Pro 2"選擇連接。

首次配對:
1. 充電盒開蓋自動開機後，直接進入藍牙配對，指示燈將快閃白色和紅色LED。
2. 設備搜索"EDIFIER TWS1 Pro 2"選擇連接。

註:
已有配對記錄後，每次耳機開機後將自動回連最近連接過的設備。

左右耳配對/重置

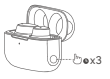

1. 充電盒開蓋自動開機。
2. 3擊充電盒按鍵進入左右耳配對，指示燈將閃爍白色LED直到完成重置。完成重置後，直接進入藍牙配對模式。

指示燈狀態

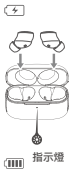

充電盒開關蓋或者開蓋狀態下單擊按鍵以查看充電盒電量

電池狀態:
- 紅LED亮起2秒後熄滅
- 紅LED常亮
- LED熄滅

控制

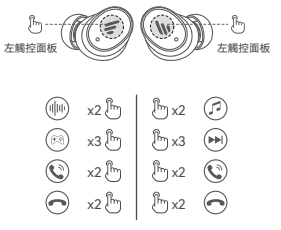

註:
1. 降噪設置在"深度降噪"及"環境聲"及"降噪關"間切換。
2. 可通過Edifier Connect App進行個性化操控設置。
3. 本說明書中的圖片均為示意圖，可能與實物有偏差。

NCC聲明:
取得審驗證明之低功率射頻器材，非經核准，公司、商號或使用者 均不得擅自變更頻率、加大功率或變更原設計之特性及功能。低功 率射頻器材之使用不得影響飛航安全及干擾合法通信；經發現有干 擾現象時，應立即停用，並改善至無干擾時方得繼續使用。前述合法通信，指依電信管理法規定作業之無線電通信。低功率射頻器材 須忍受合法通信或工業、科學及醫療用電波輻射性電機設備之干擾。

产品中有害物质的名称及含量

型號 (型式) Type designation (Type) EDF200114

部件名称 Equipment name	有害物质 Restricted substances and its chemical symbols					
单元 Unit	铅 (Pb)	汞 Mercury (Hg)	镉 Cadmium (Cd)	六价铬 Hexavalent chromium (Cr6+)	多溴联苯 Polybrominated biphenyls (PBB)	多溴二苯醚 Polybrominated diphenyl ethers (PBDE)
金属零件	超出0.1wt%	○	○	○	○	○
塑胶零件	○	○	○	○	○	○
电　缆	○	○	○	○	○	○
电路板元件	○	○	○	○	○	○

备注1：超出0.1wt%及 超出0.01wt%时，根据欧盟RoHS法令definition of homogeneous material的定义，表示该部件的均质材料中该有害物质的含量超出了RoHS法令的限量要求。
Note 1: "Exceeding 0.1 wt.%" and "exceeding 0.01 wt.%" indicate that the percentage content of the restricted substance exceeds the reference value of presence.
备注2："○"表示该部件均质材料中该有害物质的含量未超出RoHS法令的限量要求。
Note 2: "○" indicates that the percentage content of the restricted substance does not exceed the percentage of reference value of presence.
备注3：本表格依据SJ/T 11364的规定编制。
Note 3: The table is prepared in accordance with the requirements of SJ/T 11364.

Edifier Connect

Download on the App Store　GET IT ON Google Play

Scan and download
Edifier Connect App

FCC statement:
This device complies with Part 15 of the FCC Rules. Operation is subject to the following two conditions:

(1) this device may not cause harmful interference, and (2) this device must accept any interference received, including interference that may cause undesired operation. IC statement: CAN ICES-003(B) / NMB-003(B).

FCC ID: Z9G-EDF204
IC:10004A-EDF204

CE XXX-XXXXXX

Declaration for EU
Frequency Band: 2400Mhz - 2483.5Mhz
RF Power Output: ≤10 dBm (EIRP)
There is no restriction of use.

Hereby, Edifier International Limited declares that the radio equipment type EDF200114 is in compliance with Directive 2014/53/EU. The full text of the EU declaration of conformity is available at the following internet address:
https://www.edifier.com/int/eu-doc.html

Input: 5V ⎓ 200mA(Earbuds)
5V ⎓ 1A(Charging case)