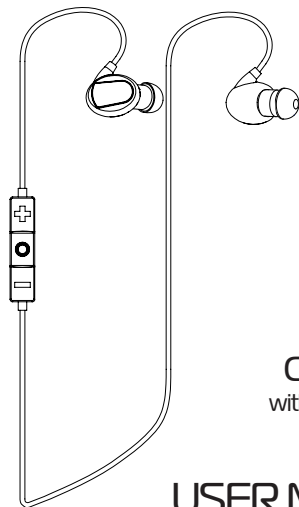


tzumi® ProBuds™



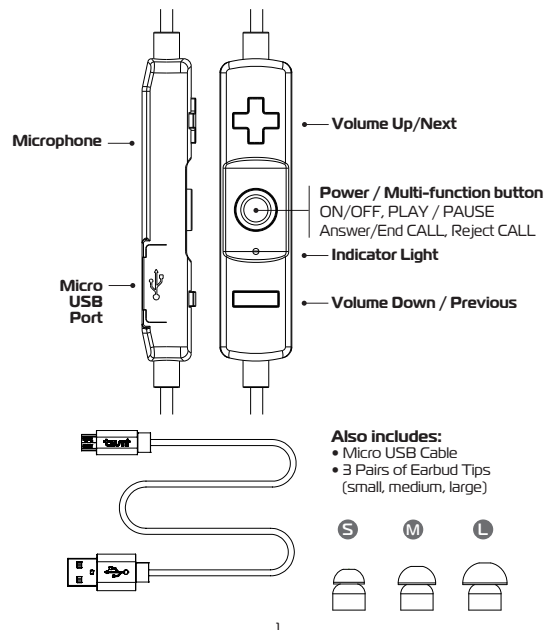
HD
HD Voice Ready
Built-in Microphone



Bluetooth
Clip Earbuds
with remote control

USER MANUAL

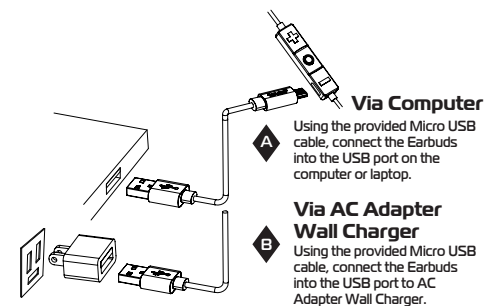
PRODUCT OVERVIEW



CHARGING EARBUDS

These earbuds have an internal rechargeable battery. The battery must be fully charged prior to use. Charging time is approximately 2 hrs. Your earbuds cannot be used while charging.

Red light ON - Charging Blue light ON - Fully charged



PAIRING EARBUDS TO BLUETOOTH DEVICE

Make sure the Bluetooth function is available on your electronic device. Specific pairing procedures may vary slightly depending on the device. For detailed information, please refer to your device's User Guide.

- If no device connection is made within 10 minutes of the earbuds being switched on, the earbuds will automatically switch off to save power.
- After successful pairing, devices will remember each other. When turn no pairing will be needed next time. If reconnection failed, please follow Bluetooth step-by-step pairing instructions to reconnect.

PAIRING TO BLUETOOTH DEVICE (CONTINUED):

1. Keep the distance between the device and the tzumi earbuds within 3 feet (for pairing only).
2. Press and hold the multi-function button on remote control until you hear prompt "Power on" or see blue lights flashing, keep holding up to 4 seconds until you hear prompt "Pairing" or see red and blue lights flashing. Activate the Bluetooth function on your device to search for Bluetooth devices. Look for and select "Tzumi-Earbuds" in device list displayed. You will hear voice prompt "Connected."
3. After successful pairing, the blue lights will flash quickly every few seconds. Earbuds are now ready for use.

EARBUDS CONTROLS

Listening to Music

- Play/Pause/Resume music Short Press
- Go to next song Press and hold
- Go to previous song Press and hold
- Restart same song Press and hold within 5 seconds of song (by IOS system or some APP)
- Power ON/OFF Press and hold for 4 seconds
- Activate/Stop Siri during Standby/Music playing Press for 1 second

Changing the Volume

When needed, adjust the volume by pressing the keys (up) or (down) during a call or when listening to music.

3

EARBUDS CONTROLS

Making and receiving calls

- ANSWER/END CALL Quickly press
- REJECT CALL Press/hold for 2 seconds
- REDIAL LAST CALL Press 2 times
- During a call, switch from earbud to phone & back to earbud from phone Press/hold for 1 second

DURING INCOMING CALL

MUTE / UNMUTE Press and simultaneously

TO CLEAR ANY PREVIOUS PAIRING

Press all 3 of these buttons simultaneously for 4 seconds

INCOMING CALL DURING A CALL

- REJECT new call Press/hold for 1 second
- Answer new call, END current call Quickly press
- Answer new call, KEEP current call Press 2 times
- KEEP new call to switch to call on HOLD Press 2 times
- END new call, return to call on HOLD Quickly Press

FAQ / Troubleshooting

Q: Why do earbuds not turn on?

A: Make sure earbuds are fully charged before using it for the first time. Your device can not be turned on if battery level is very low. Refer to Charging the Earbuds section of the manual.

Q: There is no sound during playback.

A: Check the Bluetooth connection between the earbuds and your device. If connection is not established, please reconnect again and adjust volume level as needed.

4

IMPORTANT SAFEGUARDS

- Do not use this unit for anything other than its intended use.
- Keep the unit away from heat source, direct sunlight, humidity, water or any other liquid.
- Do not expose the device to extremely high or low temperatures, as it may damage the battery.
- Do not operate the unit if it has been wet or moist to prevent against electric shock and/or injury to yourself and damage to the unit.
- Do not use the unit if it has been dropped or damaged in any way.
- Repairs to electrical equipment should only be performed by a qualified electrician. Improper repairs may place the user at serious risk.
- Keep the unit out of reach of children.
- This unit is not a toy.

BATTERY DISPOSAL:

This product contains a lithium polymer battery. Lithium polymer batteries are environmentally safe when fully discharged. Please refer to your local and state laws for battery disposal procedures.

SPECIFICATIONS	Bluetooth Version	Bluetooth V4.1
	Distance	up to 49ft (15m)
	Battery	Rechargeable Lithium Battery: 80mAh
	Frequency	20Hz-20kHz
	Standby Time	Up to 300 hours
	Charging Time	2 hours
	Talk Time	up to 6 hours
	Play Time	up to 5 hours (maximum volume)
	Input	80mAh / 5V

ProBuds tzumi® Inc. Bluetooth Clip Earbuds. Distributed by tzumi Inc. NY, NY, 10016. ©Copyright 2017 tzumi Inc. All Rights Reserved. Made in China. ©Copyright 2017 Bluetooth SIG, Inc. The Bluetooth® word mark and logos are registered trademarks owned by Bluetooth SIG, Inc. and any use of such marks by tzumi® is under license. Other trademarks and trade names are those of their respective owners. Subject to change without prior notice.

5