

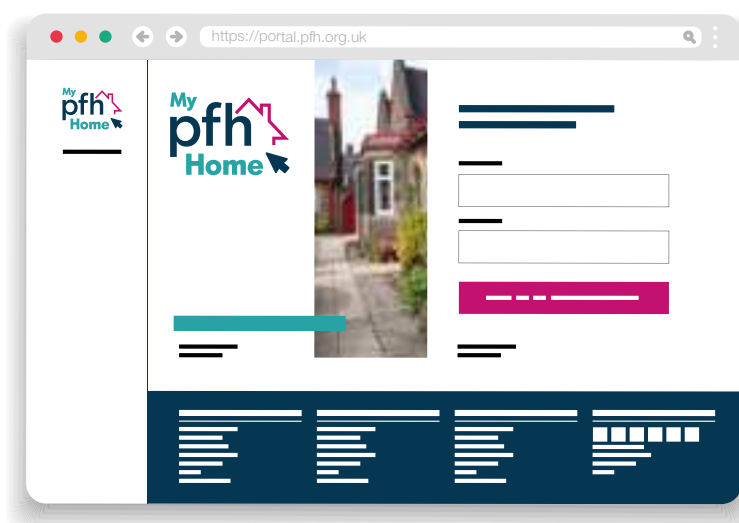
Guide to registering on the My PFH Home portal

To register on My PFH Home, please follow the steps below:

Step 1

Go to:

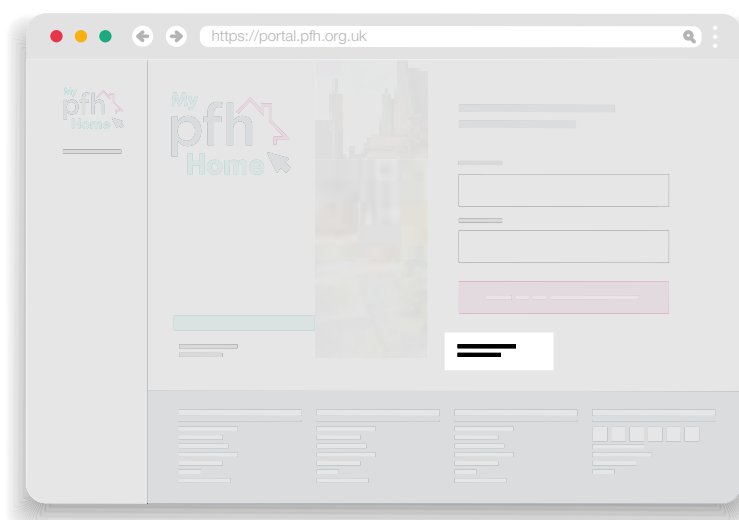
<https://mypfhome.pfh.org.uk>



Step 2

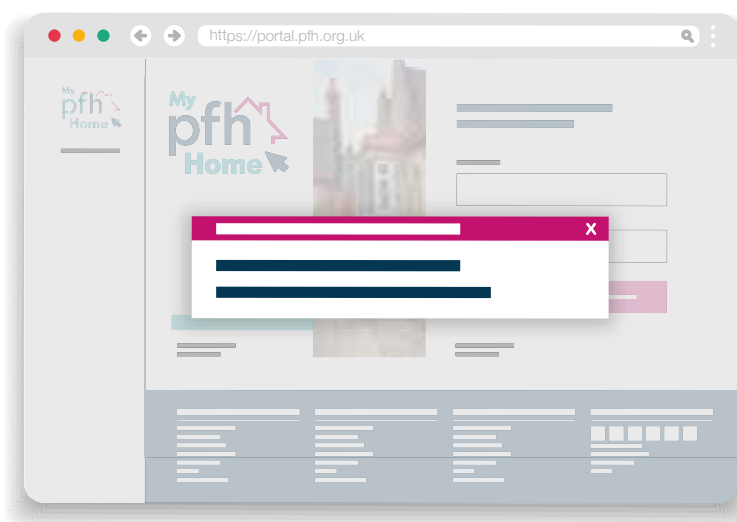
Click on

'Don't have an account?'



Step 3

If you are a PFH resident select '**Yes, I am currently a resident of your organisation**'.



Step 4

Complete the registration page and click '**Register**'.

Note: you will need your 'Tenancy reference' and 'Activation code' to be able to register. These will have been sent out to you by email or letter. If you can't find your activation code, please email mypfhhome@pfh.org.uk



Step 5

Enter your email address, a password that will be used for your My PFH Home account and select a secret question and enter the answer. Then click on 'Finish'.

You can now login to My PFH Home using your email address and password.

If you have any issues registering with My PFH Home or have forgotten your login details, please email mypfhhome@pfh.org.uk

mypfhhome.pfh.org.uk

