

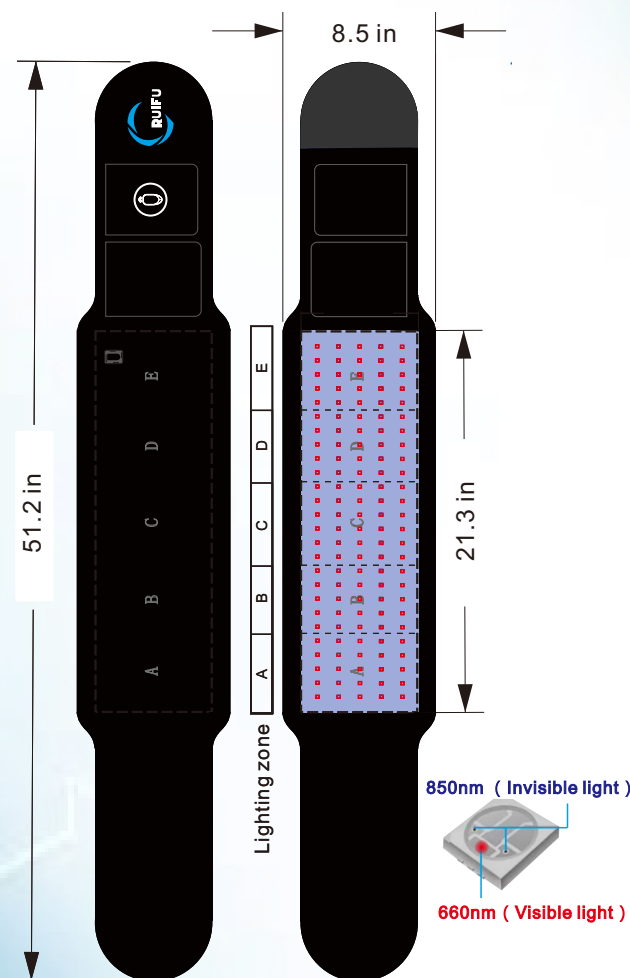


## REMOTE RED & INFRARED LED LIGHT THERAPY BELT

### INSTRUCTION BOOK



#### Product display



Led Number : 130pcs(3-in-1)  
2\*850nm(invisible)+1\*660nm (visible)  
Power : 18 W  
Function : Slimming / Pain Relief

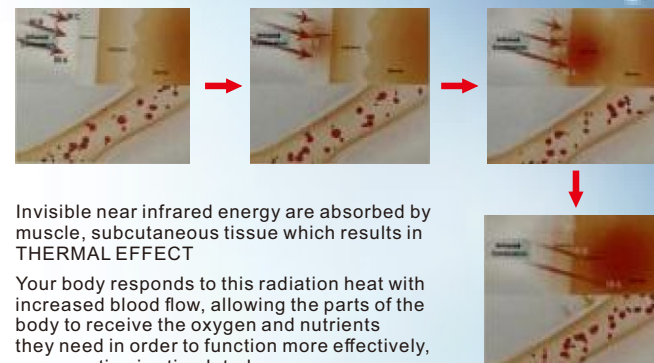
**Tips:** The LED lamp light is not waterproof and can not used in water or wet places. Especially it can not be used with essential oils. Please do not forcibly fold it, because it has a build-in circuit board.

#### Package

Belt \*1  
Remote controller \*1  
Power plug \*1 12V 2A 8.2ft  
Power bank adapter cable \*1 3.3ft  
AAA battery \*2  
Instruction book \*1

#### Near infrared

Usually 660nm with 850nm lamp beads, the effect is better.



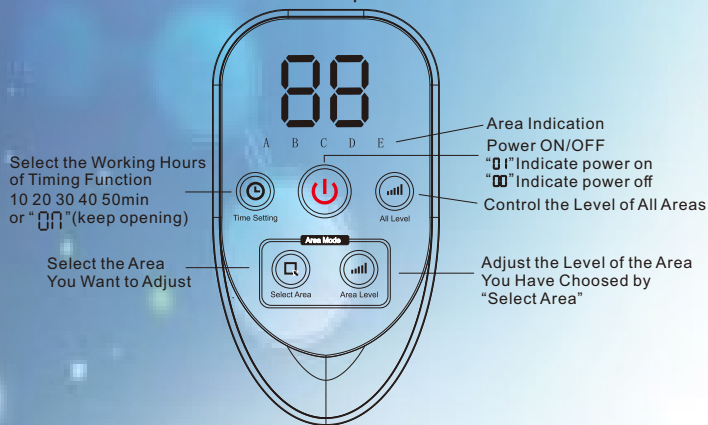
Infrared light treatment has a certain weight loss effect.



Weight loss should also be combined with exercise, so that the effect will be more obvious.

## Operation Instructions

Picture Caption



1. Connect the belt with power supply or power bank. The light flashes once to indicate that the belt is ready for normal use.
2. Press "Power ON/OFF" to turn on or off the belt.
3. Press "ALL Level" to adjust the levels of all areas. There are 5 levels in total (L1-L5).
4. Press "Select Area" to select an area (there are 5 areas in total). The selected area will flash.
5. Press "Area Level" to control the level of the selected area (L0(off) L1-L5).
6. Press "Time Setting" to set the timer (10/20/30/40/50min). The blue light on the belt will light up. "00" keep opening not start to countdown. "10/20/30/40/50" start to countdown.
7. The remote control will pause after 5 seconds without touching. Press any button to evoke it. The remote control distance is about 5 meters, and the best remote control effect is within 2 meters.

- Note:**
1. Automatic memory function, belt area level settings will be retained.
  2. The maximum continuous working time of the belt is 4 hours, and the belt automatically closes after 4 hours.
  3. If the belt cannot be controlled normally during use, please reconnect the power supply or take out the battery in the remote control and restart it one minute later.
  4. When the remote controller start to choke and can't be use normally, please replace the battery due to the battery is low power.


**It is recommended to use it for 20 minutes a day.**

## Two power supply modes




1. Connect with 12V power adapter (recommended).
2. We packed a USB cable as a gift in case you want to use the powerbank to supply power to the belt. It can also be powered by a power bank. Note: Since the maximum power of the belt is 18W,

the minimum output capacity of the mobile power bank is recommended to be 5V/3A when using your own mobile power bank. At the same time use the highest level not more than L3 level. Otherwise, the belt may automatically close, the light flashes, or the charging interface getting hot, which is caused by the insufficient output capacity of the power bank.

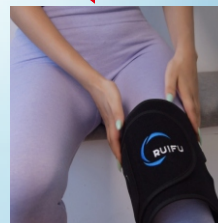


## How to connect and how to use



These images are for reference only. Please use it so that the luminous area is in direct contact with the skin as much as possible.



For small areas such as legs and arms, roll up one side of the belt and then secure it to the required part.



## Caution

1. Eye Protection: Wear protective eyeglasses when treating the facial area. Never directly look at the light source.
2. Skin Protection: Ensure your skin is clean and free of makeup.
3. Not intended for use by children and pregnant women.
4. This device is not waterproof. Don't submerge the belt or it's components in water.
5. If there is any discomfort during use, please stop using.

## After-sales service

Thanks a lot for choosing our product. Please keep the manual properly for future reference. Please feel free to contact us if you have any questions in the process of use, we will provide you with help at the first time.

If there is any quality problem in the product within 1 year, we promise to replace you a new product for free, so please don't hesitate to contact us via: [cruifu@outlook.com](mailto:cruifu@outlook.com)