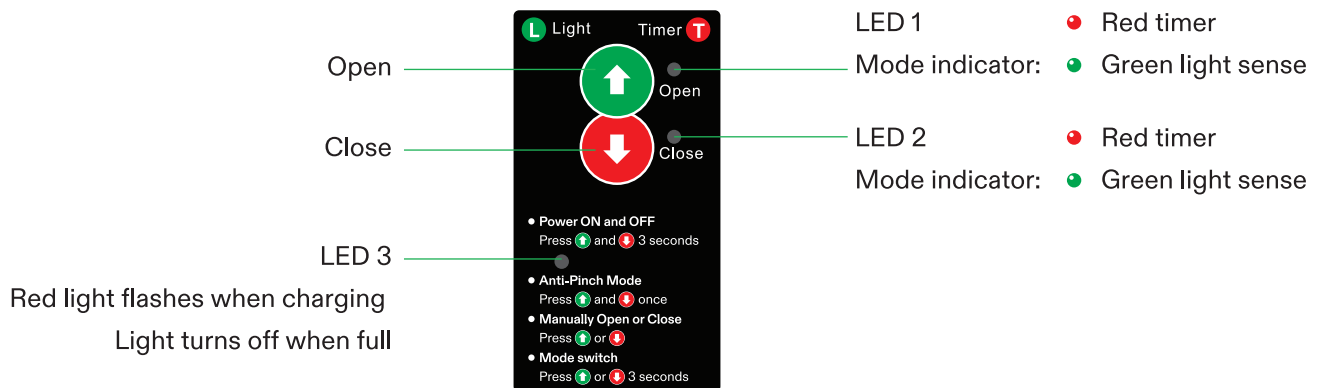






## Automatic Chicken Coop Door

### INTERFACE







### OPERATION





- Power switch: press  and  simultaneously for 3 seconds.
- Manual door opening: press  once to open the door, press  once to close the door.

Note: Light sensor and timer cannot be used at the same time.

#### Light Sensor Mode





- To switch the door opening mode, press  and hold for 3 seconds:  
The green light will be on, and the door will open in the sensor mode every day. (Green light  flashes every 5 seconds in light sensor mode)
- To switch the door closing mode, press  and hold for 3 seconds:  
The green light will be on, and the door will close in the sensor mode every day. (Green light  flashes every 5 seconds in light sensor mode)

#### Timer Mode

- To switch the door opening mode, press  and hold for 3 seconds:  
The red light will be on, and the door will open during this time period. (Red light  flashes every 5 seconds in timer mode)
- To switch the door closing mode, press  and hold for 3 seconds:  
The red light will be on, and the door will close during this time period. (Red light  flashes every 5 seconds in timer mode)

# OPERATION

## Anti-Pinch Mode

- Press  and  simultaneously and briefly, (LED 3) the green light will turn on and flash once, and the door will be closed to prevent pinching (no rebound).
- Press  and  simultaneously and briefly, (LED 3) the green light will turn on and flash 3 times, and the door will be closed to prevent pinching (with rebound).



- If a chicken is accidentally caught while the door is closing, the door will recoil for 3 seconds, then pause for 4 seconds, and then close again after the frightened chick runs away. If the chicken still does not leave when the door is closed, the door will stop moving. This time you will have to close the door manually.



- The door will also work this way once when the door is closed normally.



3+4 Seconds



- To avoid a false triggering of the light sensor, a 3-second delay is used to switch between day and night.



3 Seconds