

SP05

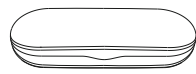
User Manual

Please review this manual thoroughly before operating your device. In order to avoid unnecessary injuries, please do not Disassemble this product by yourself, and please use a standard charger.

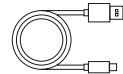
Product Contains



Open ear Earbuds x2



Charging Case x1



USB Charging Cable x1



User Manual x1

Product Specification

Driver: 16.2mm

Support Profile: HFP / AVRCP / A2DP

Earbuds Charging Time: Up to 1.5 Hour

Charging case Charging Time: Up to 1.5 Hours

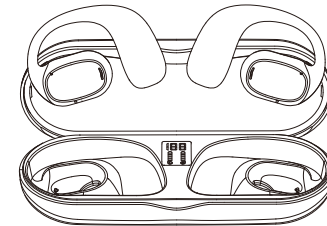
Working Voltage: 5V

Transmission Range: Up to 10m

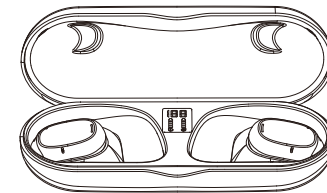
Working Temperature: -30°- 70°

Power On / off

- 1) Earbuds will auto power on and connect when you take out earbuds from charging case.
- 2) Earbuds will auto power off and disconnect when you put the earbuds back to charging case.
- 3) If you take out earbuds but earbuds don't power on, please charge the charging case.
- 4) If you take out earbuds but earbuds don't power off, please charge the charging case.



Open



Close

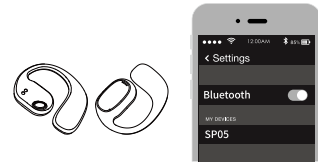
First Pairing

Setp1: Please turn on the bluetooth function on your cellphone/laptop.

Step2: Open the charging case, take out the earbuds, the red and blue lights flash on earbud.

Step3: Select "SP05" on your phone/laptop and connect the device, the red and blue lights off when you connect successfully.

(The earbuds will automatically turn off if not connected the device within 5 minutes.)



Reset Earbuds

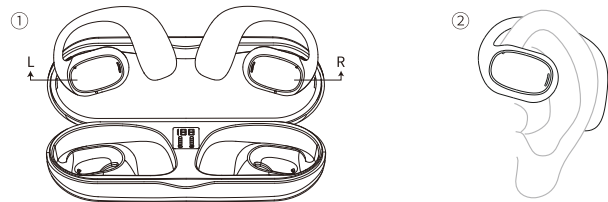
If only one earbud connects to phone / earbuds can not pair together. Please try the reset steps:

Step 1: Take out the earbuds from charging case.

Step 2: Quickly touch 5 times MFB button, then hold the button for 3 seconds until the earbuds turn off.

Step 3: When the red light off and power off, which means reset successfully, please put earbuds back to charging case and take out again to connect the device again.

Product Wear



Step1: Take out the earbuds from charging case.

Step2: Hang the earbuds on your ears.

Gaming Mode

Short press the touch button five times to open / close gaming mode.

Gaming mode can provide you low latency form screen to your earbuds when you playing game.

Product Control



Answer a Call

Short press the touch button twice



Reject call

Long press the touch button for 2 seconds



Voice Assistant

Short press the touch button three times to call voice assistant.



Volume Up

Short press Right touch button once



Volume Down

Short press Left touch button once



End a call

Short press the touch button twice



Play/Pause

Short press the touch button twice



Previous Song

Long press Left touch button for 2 seconds



Next Song

Long press Right touch button for 2 seconds

Product Charging

- 1) Put the earbuds back in the charging case to charging earbuds.
- 2) Plug the USB type-C to charging the charging case.



Warranty

The warranty covers your device , including accessories against manufacturing defects for 1 year from the date of purchase.

Certification

"This device complies with Part 15 of the FCC Rules. Operation is subject to the following two conditions: (1) this device may not cause harmful interference, and (2) this device must accept any interference received, including interference that may cause undesired operation."

FCC ID :2A5LA-SP05

Safety For You



Do not expose device to liquids, moisture or humidity. It has electronics and a battery in it. Neither of them likes getting wet.



Don't use abrasive cleaning solvents to clean your device. Wipe them down with a slightly damp cloth if and when necessary.



Remove and clean the earbuds tips regularly, to ensure that you always enjoy the best sound possible from your device.



Do not expose device to extremely high or low temperatures as this may damage the battery or even deform the plastic parts.



Don't throw yours device in a fire to dispose it. The internal battery may explode.



Don't try to disassemble your device. There are no user serviceable parts inside it.



Try not to drop your device and keep it away from sharp objects such as keys in your pockets.



Only charge your device from 5V USB ports such as phone chargers and laptops or PCs.



Never listen to music at high volumes or you may permanently damage your hearing.



Pay attention to your surroundings and never wear any headphones while riding, driving or walking in traffic. You do not come with any warranty.